



(51) International Patent Classification:

C07D 207/09 (2006.01) C07D 211/26 (2006.01)
C07D 295/195 (2006.01)

(21) International Application Number:

PCT/US2017/018868

(22) International Filing Date:

22 February 2017 (22.02.2017)

(25) Filing Language:

English

(26) Publication Language:

English

(30) Priority Data:

62/298,748 23 February 2016 (23.02.2016) US

(71) Applicant: **CONCENTRIC ANALGESICS, INC.**
[US/US]; 445 South San Antonio Road, Suite 205, Los Al-
tos, California 94022 (US).

(72) Inventors: **HUSFELD, Craig**; 1450 Ascension Drive, San
Mateo, California 94402 (US). **KONRADI, Andrei W.**;
30 Victoria Road, Burlingame, California 94010 (US).

(74) Agent: **HOSTETLER, Michael J.**; Wilson Sonsini
Goodrich & Rosati, 650 Page Mill Road, Palo Alto, Cali-
fornia 94304 (US).

(81) Designated States (unless otherwise indicated, for every
kind of national protection available): AE, AG, AL, AM,

AO, AT, AU, AZ, BA, BB, BG, BH, BN, BR, BW, BY,
BZ, CA, CH, CL, CN, CO, CR, CU, CZ, DE, DJ, DK, DM,
DO, DZ, EC, EE, EG, ES, FI, GB, GD, GE, GH, GM, GT,
HN, HR, HU, ID, IL, IN, IR, IS, JP, KE, KG, KH, KN,
KP, KR, KW, KZ, LA, LC, LK, LR, LS, LU, LY, MA,
MD, ME, MG, MK, MN, MW, MX, MY, MZ, NA, NG,
NI, NO, NZ, OM, PA, PE, PG, PH, PL, PT, QA, RO, RS,
RU, RW, SA, SC, SD, SE, SG, SK, SL, SM, ST, SV, SY,
TH, TJ, TM, TN, TR, TT, TZ, UA, UG, US, UZ, VC, VN,
ZA, ZM, ZW.

(84) Designated States (unless otherwise indicated, for every
kind of regional protection available): ARIPO (BW, GH,
GM, KE, LR, LS, MW, MZ, NA, RW, SD, SL, ST, SZ,
TZ, UG, ZM, ZW), Eurasian (AM, AZ, BY, KG, KZ, RU,
TJ, TM), European (AL, AT, BE, BG, CH, CY, CZ, DE,
DK, EE, ES, FI, FR, GB, GR, HR, HU, IE, IS, IT, LT, LU,
LV, MC, MK, MT, NL, NO, PL, PT, RO, RS, SE, SI, SK,
SM, TR), OAPI (BF, BJ, CF, CG, CI, CM, GA, GN, GQ,
GW, KM, ML, MR, NE, SN, TD, TG).

Published:

- with international search report (Art. 21(3))
- before the expiration of the time limit for amending the
claims and to be republished in the event of receipt of
amendments (Rule 48.2(h))

(54) Title: PRODRUGS OF PHENOLIC TRPV1 AGONISTS

(57) Abstract: Described herein are compounds, pharmaceutical compositions and medicaments that include such compounds, and methods of using such compounds to modulate transient receptor potential vanilloid 1 receptor (TRPV1) activity.



WO 2017/147146 A1

PRODRUGS OF PHENOLIC TRPV1 AGONISTS

CROSS-REFERENCE

[0001] This application claims benefit of U.S. Provisional Application No. 62/298,748, filed on February 23, 2016, which is herein incorporated by reference in its entirety.

BACKGROUND OF THE INVENTION

[0002] Described herein are compounds, pharmaceutical compositions and medicaments that include such compounds, and methods of using such compounds to modulate the transient receptor potential vanilloid 1 receptor (TRPV1) activity.

SUMMARY OF THE INVENTION

[0003] In one aspect, described herein is a compound having the structure of Formula (I):



Formula (I);

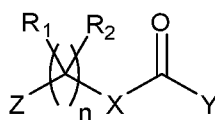
wherein:

Y is a phenolic TRPV1 agonist, wherein the hydrogen atom of the phenolic hydroxyl group is replaced by a covalent bond to -X;

X is an agent capable of being cleaved upon exposure to physiological conditions;

or a pharmaceutically acceptable salt, pharmaceutically acceptable solvate, or hydrate thereof;

wherein the structure of Formula (I) is not a compound of Formula (J):



Formula (J);

wherein:

Y is a phenolic TRPV1 agonist, wherein the hydrogen atom of the phenolic hydroxyl group is replaced by a covalent bond to -C(O)-X-(C(R₁)(R₂))_n-Z;

X is -C(R₁)(R₂)-, -O-, -N(R₅)-, or -S-;

n is an integer from 1 to 10;

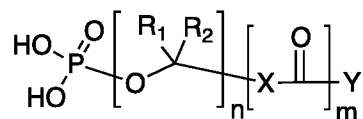
Z is -NR₃R₄ or -CO₂H;

R₅ is hydrogen, substituted or unsubstituted alkyl, or substituted or unsubstituted aryl, and each R₁ and R₂ is each independently hydrogen, substituted or unsubstituted alkyl, substituted or unsubstituted aryl, or substituted or unsubstituted acyl, or two R₁ or R₂ groups on adjacent carbon atoms, together with the carbon atoms to which they are attached, form a substituted or

unsubstituted cycloalkyl group, or R₁ and R₅ groups on adjacent atoms, together with the atoms to which they are attached, form a substituted or unsubstituted heterocycloalkyl group; and

R₃ and R₄ is each independently hydrogen, substituted or unsubstituted alkyl, or substituted or unsubstituted aryl.

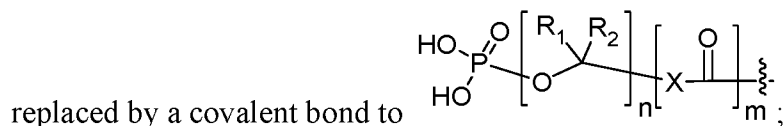
[0004] In another aspect, described herein is a compound having the structure of Formula (II):



Formula (II);

wherein:

Y is a phenolic TRPV1 agonist, wherein the hydrogen atom of the phenolic hydroxyl group is



X is -O- or -N(R₃)-;

R₁ and R₂ are independently selected from hydrogen, unsubstituted or substituted C₁₋₆alkyl, unsubstituted or substituted C₃₋₈cycloalkyl, -C(=O)OR₄, and -C(=O)NR₃R₄;

R₃ and R₄ are each independently selected from hydrogen, unsubstituted or substituted C₁₋₆alkyl, and unsubstituted or substituted C₃₋₈cycloalkyl;

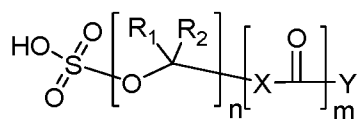
m is 0 or 1;

n is 0 or 1;

wherein when m is 0, then n is 1;

or a pharmaceutically acceptable salt, pharmaceutically acceptable solvate, or hydrate thereof.

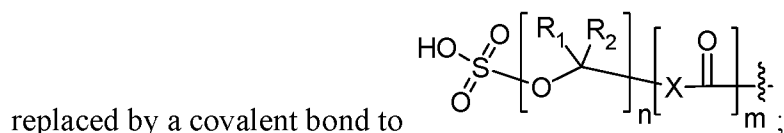
[0005] In another aspect, described herein is a compound having the structure of Formula (III):



Formula (III);

wherein:

Y is a phenolic TRPV1 agonist, wherein the hydrogen atom of the phenolic hydroxyl group is



X is -O- or -N(R₃)-;

R_1 and R_2 are independently selected from hydrogen, unsubstituted or substituted C_{1-6} alkyl, unsubstituted or substituted C_{3-8} cycloalkyl, $-C(=O)OR_4$, and $-C(=O)NR_3R_4$;

R_3 and R_4 are each independently selected from hydrogen, unsubstituted or substituted C_{1-6} alkyl, and unsubstituted or substituted C_{3-8} cycloalkyl;

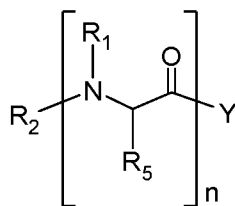
m is 0 or 1;

n is 0 or 1;

or a pharmaceutically acceptable salt, pharmaceutically acceptable solvate, or hydrate thereof.

[0006] In some embodiments is a compound of Formula (II) or (III), wherein m is 1. In some embodiments is a compound of Formula (II) or (III), wherein X is $-O-$. In some embodiments is a compound of Formula (II) or (III), wherein X is $-N(R_3)-$. In some embodiments is a compound of Formula (II) or (III), wherein X is NH . In some embodiments is a compound of Formula (II) or (III), wherein m is 0. In some embodiments is a compound of Formula (II) or (III), wherein R_1 and R_2 are independently selected from hydrogen and unsubstituted C_{1-6} alkyl. In some embodiments is a compound of Formula (II) or (III), wherein R_1 and R_2 are hydrogen.

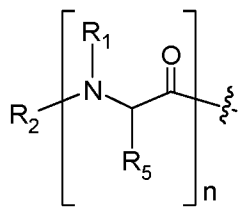
[0007] In another aspect, described herein is a compound having the structure of Formula (IV):



Formula (IV);

wherein:

Y is a phenolic TRPV1 agonist, wherein the hydrogen atom of the phenolic hydroxyl group is



replaced by a covalent bond to

each R_1 is independently selected from hydrogen, unsubstituted or substituted C_{1-6} alkyl, unsubstituted or substituted C_{3-8} cycloalkyl, and $-C(=O)R_3$;

R_2 is selected from hydrogen, unsubstituted or substituted C_{1-6} alkyl, unsubstituted or substituted C_{3-8} cycloalkyl, and $-C(O)R_4$;

R_3 is hydrogen, or unsubstituted or substituted C_{1-6} alkyl;

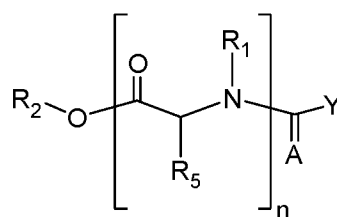
R_4 is hydrogen, or unsubstituted or substituted C_{1-6} alkyl;

each R_5 is independently selected from unsubstituted C_{1-6} alkyl, $-C_{1-6}$ alkyl-OH, $-C_{1-6}$ alkyl-SH, $-C_{1-6}$ alkyl-C(=O)OH, $-C_{1-6}$ alkyl-C(=O)NH₂, $-C_{1-6}$ alkyl-NH₂, $-C_{1-6}$ alkyl-N(H)C(=NH)NH₂, $-C_{1-6}$ alkyl-(phenyl), $-C_{1-6}$ alkyl-(4-hydroxyphenyl), and $-C_{1-6}$ alkyl-(heteroaryl);

n is 1 or 2;

or a pharmaceutically acceptable salt, pharmaceutically acceptable solvate, or hydrate thereof.

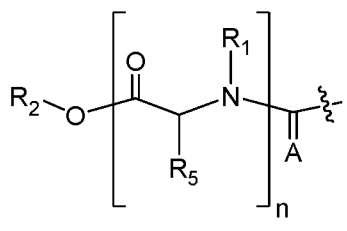
[0008] In another aspect, described herein is a compound having the structure of Formula (V):



Formula (V);

wherein:

Y is a phenolic TRPV1 agonist, wherein the hydrogen atom of the phenolic hydroxyl group is



replaced by a covalent bond to

A is O or S;

each R_1 is independently selected from hydrogen, unsubstituted or substituted C_{1-6} alkyl, and unsubstituted or substituted C_{3-8} cycloalkyl;

R_2 is selected from hydrogen, unsubstituted or substituted C_{1-6} alkyl, and unsubstituted or substituted C_{3-8} cycloalkyl;

each R_5 is independently selected from unsubstituted C_{1-6} alkyl, $-C_{1-6}$ alkyl-OH, $-C_{1-6}$ alkyl-SH, $-C_{1-6}$ alkyl-SCH₃, $-C_{1-6}$ alkyl-C(=O)OH, $-C_{1-6}$ alkyl-C(=O)NH₂, $-C_{1-6}$ alkyl-NH₂, $-C_{1-6}$ alkyl-N(H)C(=NH)NH₂, $-C_{1-6}$ alkyl-(phenyl), $-C_{1-6}$ alkyl-(4-hydroxyphenyl), and $-C_{1-6}$ alkyl-(heteroaryl); and

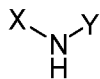
n is 1 or 2;

or a pharmaceutically acceptable salt, pharmaceutically acceptable solvate, or hydrate thereof.

[0009] In some embodiments is a compound of Formula (V), wherein A is O. In some embodiments is a compound of Formula (IV) or (V), wherein R_5 is independently selected from unsubstituted C_{1-6} alkyl, $-C_{1-6}$ alkyl-OH, $-C_{1-6}$ alkyl-C(=O)OH, $-C_{1-6}$ alkyl-C(=O)NH₂, $-C_{1-6}$ alkyl-N(H)C(=NH)NH₂, $-C_{1-6}$ alkyl-(phenyl), $-C_{1-6}$ alkyl-(4-hydroxyphenyl), and $-C_{1-6}$ alkyl-(heteroaryl). In some embodiments is a compound of Formula (IV) or (V), wherein R_1 and R_2 are

independently selected from hydrogen and unsubstituted C₁₋₆alkyl. In some embodiments is a compound of Formula (IV) or (V), wherein n is 1. In some embodiments is a compound of Formula (IV) or (V), wherein n is 2.

[0010] In another aspect, described herein is a compound having the structure of Formula (VI):



Formula (VI);

wherein:

Y is a phenolic TRPV1 agonist, wherein the hydrogen atom of the phenolic hydroxyl group is

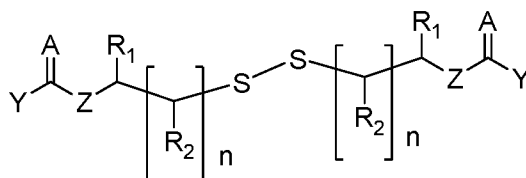
replaced by a covalent bond to $\begin{array}{c} \text{X}-\text{N}-\text{Z} \\ | \\ \text{H} \end{array}$;

X is -P(O)(OH)₂, -S(O)₂OH, or -C(=O)R₁;

R₁ is selected from hydrogen, unsubstituted or substituted C₁₋₆alkyl, unsubstituted or substituted C₃₋₈cycloalkyl, aryl, heteroaryl, PEG, and -CH(NH₂)R₅; and

R₅ is hydrogen, unsubstituted C₁₋₆alkyl, -C₁₋₆alkyl-OH, -C₁₋₆alkyl-SH, -C₁₋₆alkyl-SCH₃, -C₁₋₆alkyl-C(=O)OH, -C₁₋₆alkyl-C(=O)NH₂, -C₁₋₆alkyl-NH₂, -C₁₋₆alkyl-N(H)C(=NH)NH₂, -C₁₋₆alkyl-(phenyl), -C₁₋₆alkyl-(4-hydroxyphenyl), or -C₁₋₆alkyl-(heteroaryl);
or a pharmaceutically acceptable salt, pharmaceutically acceptable solvate, or hydrate thereof.

[0011] In another aspect, described herein is a compound having the structure of Formula (VII):



Formula (VII);

wherein:

Y is a phenolic TRPV1 agonist, wherein the hydrogen atom of the phenolic hydroxyl group is

replaced by a covalent bond to $\begin{array}{c} \text{A} \quad \text{R}_1 \quad \text{A} \\ \parallel \quad | \quad \parallel \\ \text{Z}-\text{C}-\text{C}-\text{S}-\text{S}-\text{C}-\text{C}-\text{Z} \\ | \quad | \quad | \quad | \\ \text{R}_2 \quad \text{R}_2 \quad \text{R}_2 \quad \text{R}_2 \\ \left[\quad \right]_n \quad \left[\quad \right]_n \end{array}$;

each A is independently O or S;

each Z is independently -O- or -N(R₃)-;

each R₁ and R₂ are independently selected from hydrogen, unsubstituted or substituted C₁₋₆alkyl, unsubstituted or substituted C₃₋₈cycloalkyl, -C(=O)OR₄, and -C(=O)NR₄R₅;

each R_3 is independently selected from hydrogen, unsubstituted or substituted C_{1-6} alkyl, and unsubstituted or substituted C_{3-8} cycloalkyl;

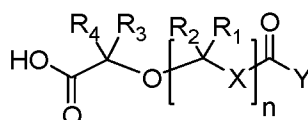
each R_4 and R_5 are independently unsubstituted or substituted C_{1-6} alkyl;

each n is independently 1, 2, 3, 4, or 5;

or a pharmaceutically acceptable salt, pharmaceutically acceptable solvate, or hydrate thereof.

[0012] In some embodiments is a compound of Formula (VII), wherein each A is O . In some embodiments is a compound of Formula (VII), wherein each Z is $-O-$. In some embodiments is a compound of Formula (VII), wherein each Z is $-N(R_3)-$. In some embodiments is a compound of Formula (VII), wherein each R_3 is independently hydrogen or unsubstituted C_{1-6} alkyl. In some embodiments is a compound of Formula (VII), wherein each R_1 and R_2 are independently selected from hydrogen, and unsubstituted or substituted C_{1-6} alkyl. In some embodiments is a compound of Formula (VII), wherein each n is 1. In some embodiments is a compound of Formula (VII), wherein each n is 2.

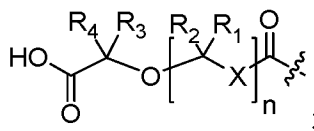
[0013] In another aspect, described herein is a compound having the structure of Formula (VIII):



Formula (VIII);

wherein:

Y is a phenolic TRPV1 agonist, wherein the hydrogen atom of the phenolic hydroxyl group is



replaced by a covalent bond to

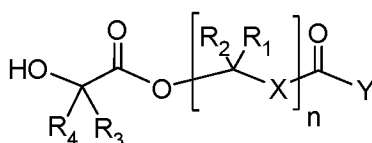
X is $-O-$ or $-N(R_5)-$;

R_1 , R_2 , R_3 , R_4 , and R_5 are independently selected from hydrogen, unsubstituted or substituted C_{1-6} alkyl, unsubstituted or substituted C_{3-8} cycloalkyl, and unsubstituted or substituted C_{2-8} heterocycloalkyl;

n is 0 or 1;

or a pharmaceutically acceptable salt, pharmaceutically acceptable solvate, or hydrate thereof.

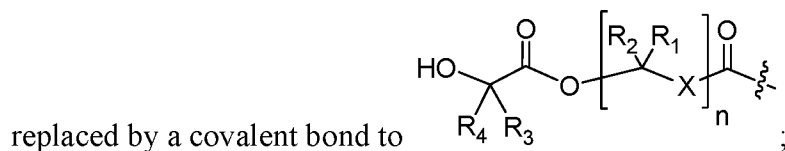
[0014] In another aspect, described herein is a compound having the structure of Formula (IX):



Formula (IX);

wherein:

Y is a phenolic TRPV1 agonist, wherein the hydrogen atom of the phenolic hydroxyl group is



X is -O- or -N(R₅)-;

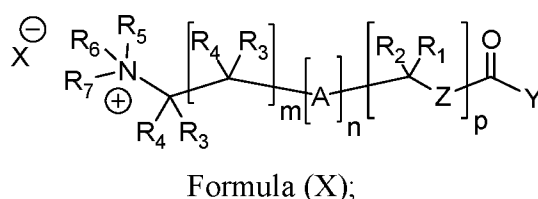
R₁, R₂, R₃, R₄, and R₅ are independently selected from hydrogen, unsubstituted or substituted C₁₋₆alkyl, unsubstituted or substituted C₃₋₈cycloalkyl, and unsubstituted or substituted C₂₋₈heterocycloalkyl;

n is 0 or 1;

or a pharmaceutically acceptable salt, pharmaceutically acceptable solvate, or hydrate thereof.

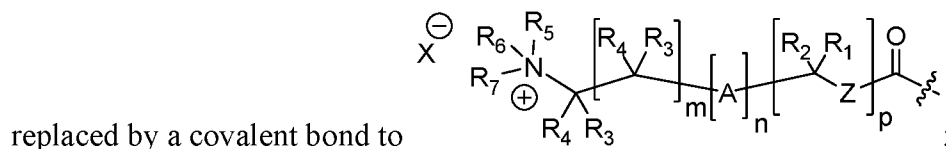
[0015] In some embodiments is a compound of Formula (VIII) or (IX), wherein R₃ and R₄ are hydrogen. In some embodiments is a compound of Formula (VIII) or (IX), wherein n is 1. In some embodiments is a compound of Formula (VIII) or (IX), wherein X is -O-. In some embodiments is a compound of Formula (VIII) or (IX), wherein X is -N(R₅)-. In some embodiments is a compound of Formula (VIII) or (IX), wherein X is -NH-. In some embodiments is a compound of Formula (VIII) or (IX), wherein R₁ and R₂ are independently selected from hydrogen and unsubstituted C₁₋₆alkyl. In some embodiments is a compound of Formula (VIII) or (IX), wherein R₁ and R₂ are hydrogen. In some embodiments is a compound of Formula (VIII) or (IX), wherein n is 0.

[0016] In another aspect, described herein is a compound having the structure of Formula (X):



wherein:

Y is a phenolic TRPV1 agonist, wherein the hydrogen atom of the phenolic hydroxyl group is



X[⊖] is a counterion;

A is selected from -N(R₈)-, -C(O)N(R₈)-, -N(R₈)C(O)-, -C(O)O-, -OC(O)-, and -O-;

Z is -O- or -N(R₈)-;

each R_1 , R_2 , R_3 , R_4 , and R_8 are independently selected from hydrogen, unsubstituted or substituted C_{1-6} alkyl, unsubstituted or substituted C_{3-8} cycloalkyl, and unsubstituted or substituted C_{2-8} heterocycloalkyl;

R_5 , R_6 , and R_7 are independently selected from unsubstituted C_{1-6} alkyl;

m is 0, 1, 2, 3, 4, 5, 6, 7, 8, 9, or 10;

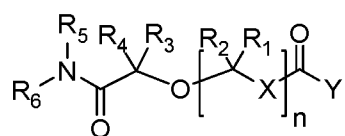
n is 0 or 1;

p is 0 or 1;

or a pharmaceutically acceptable salt, pharmaceutically acceptable solvate, or hydrate thereof.

[0017] In some embodiments is a compound of Formula (X), wherein R_3 and R_4 are hydrogen. In some embodiments is a compound of Formula (X), wherein p is 1. In some embodiments is a compound of Formula (X), wherein Z is $-O-$. In some embodiments is a compound of Formula (X), wherein Z is $-N(R_8)-$. In some embodiments is a compound of Formula (X), wherein Z is $-NH-$. In some embodiments is a compound of Formula (X), wherein n is 1. In some embodiments is a compound of Formula (X), wherein A is $-O-$. In some embodiments is a compound of Formula (X), wherein A is $-OC(O)-$. In some embodiments is a compound of Formula (X), wherein A is $-C(O)O-$. In some embodiments is a compound of Formula (X), wherein A is $-N(R_8)C(O)-$. In some embodiments is a compound of Formula (X), wherein A is $-C(O)N(R_8)-$. In some embodiments is a compound of Formula (X), wherein n is 0. In some embodiments is a compound of Formula (X), wherein R_1 and R_2 are independently selected from hydrogen and unsubstituted C_{1-6} alkyl. In some embodiments is a compound of Formula (X), wherein R_1 and R_2 are hydrogen. In some embodiments is a compound of Formula (X), wherein p is 0. In some embodiments is a compound of Formula (X), wherein R_5 , R_6 , and R_7 are each $-CH_3$.

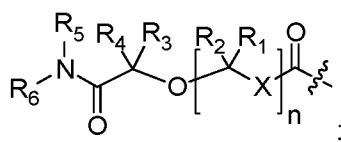
[0018] In another aspect, described herein is a compound having the structure of Formula (XI):



Formula (XI);

wherein:

Y is a phenolic TRPV1 agonist, wherein the hydrogen atom of the phenolic hydroxyl group is



replaced by a covalent bond to

X is $-O-$ or $-N(R_7)-$;

each R_1 and R_2 are independently selected from hydrogen, unsubstituted or substituted C_{1-6} alkyl, unsubstituted or substituted C_{3-8} cycloalkyl, and unsubstituted or substituted C_{2-8} heterocycloalkyl;

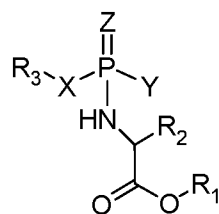
R_3 , R_4 , R_5 , R_6 , and R_7 are independently selected from hydrogen, unsubstituted or substituted C_{1-6} alkyl, unsubstituted or substituted C_{3-8} cycloalkyl, and unsubstituted or substituted C_{2-8} heterocycloalkyl;

n is 0 or 1;

or a pharmaceutically acceptable salt, pharmaceutically acceptable solvate, or hydrate thereof.

[0019] In some embodiments is a compound of Formula (XI), wherein R_3 and R_4 are independently selected from hydrogen and unsubstituted C_{1-6} alkyl. In some embodiments is a compound of Formula (XI), wherein n is 1. In some embodiments is a compound of Formula (XI), wherein X is -O-. In some embodiments is a compound of Formula (XI), wherein X is -N(R_7)-. In some embodiments is a compound of Formula (XI), wherein X is -NH-. In some embodiments is a compound of Formula (XI), wherein R_1 and R_2 are independently selected from hydrogen and unsubstituted C_{1-6} alkyl. In some embodiments is a compound of Formula (XI), wherein R_1 and R_2 are hydrogen. In some embodiments is a compound of Formula (XI), wherein n is 0. In some embodiments is a compound of Formula (XI), wherein R_5 and R_6 are independently selected from hydrogen and unsubstituted C_{1-6} alkyl.

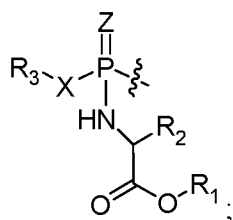
[0020] In another aspect, described herein is a compound having the structure of Formula (XII):



Formula (XII);

wherein:

Y is a phenolic TRPV1 agonist, wherein the hydrogen atom of the phenolic hydroxyl group is



replaced by a covalent bond to

X is -O- or -N(R_4)-;

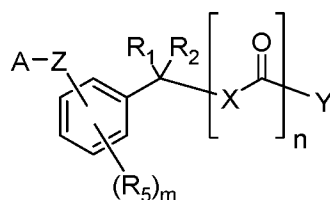
Z is O or S;

R_1 , R_2 , R_3 , and R_4 are independently selected from hydrogen, unsubstituted or substituted C_{1-6} alkyl, unsubstituted or substituted C_{3-8} cycloalkyl, and unsubstituted or substituted C_{2-8} heterocycloalkyl;

or a pharmaceutically acceptable salt, pharmaceutically acceptable solvate, or hydrate thereof.

[0021] In some embodiments is a compound of Formula (XII), wherein Z is O. In some embodiments is a compound of Formula (XII), wherein Z is S. In some embodiments is a compound of Formula (XII), wherein X is -O-. In some embodiments is a compound of Formula (XII), wherein R_1 , R_2 , and R_3 are independently selected from hydrogen and unsubstituted or substituted C_{1-6} alkyl.

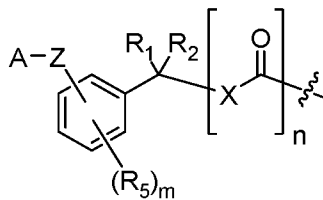
[0022] In another aspect, described herein is a compound having the structure of Formula (XIII):



Formula (XIII);

wherein:

Y is a phenolic TRPV1 agonist, wherein the hydrogen atom of the phenolic hydroxyl group is



replaced by a covalent bond to

A is $-P(O)(OH)_2$, $-S(O)_2OH$, or $-C(=O)CH(NH_2)R_8$;

X is -O- or $-N(R_3)-$;

Z is -O- or $-N(R_4)-$;

R_1 , R_2 , R_3 , and R_4 are independently selected from hydrogen, unsubstituted or substituted C_{1-6} alkyl, unsubstituted or substituted C_{3-8} cycloalkyl, and unsubstituted or substituted C_{2-8} heterocycloalkyl;

each R_5 is independently selected from halogen, -CN, $-NO_2$, C_{1-6} alkyl, C_{1-6} haloalkyl, C_{1-6} heteroalkyl, C_{1-6} alkoxy, C_{3-8} cycloalkyl, C_{2-8} heterocycloalkyl, aryl, heteroaryl, $-C(O)R_6$, $-CO_2R_6$, $-C(O)NR_6R_7$, $-SO_2R_6$, and $-SO_2NR_6R_7$;

R_6 and R_7 are independently selected from hydrogen and C_{1-6} alkyl;

R_8 is hydrogen, unsubstituted C_{1-6} alkyl, $-C_{1-6}$ alkyl-OH, $-C_{1-6}$ alkyl-SH, $-C_{1-6}$ alkyl-SCH₃, $-C_{1-6}$ alkyl- $C(=O)OH$, $-C_{1-6}$ alkyl- $C(=O)NH_2$, $-C_{1-6}$ alkyl- NH_2 , $-C_{1-6}$ alkyl- $N(H)C(=NH)NH_2$, $-C_{1-6}$ alkyl-(phenyl), $-C_{1-6}$ alkyl-(4-hydroxyphenyl), or $-C_{1-6}$ alkyl-(heteroaryl);

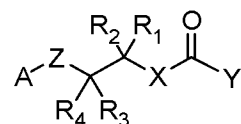
m is 0, 1, 2, 3, or 4; and

n is 0 or 1;

or a pharmaceutically acceptable salt, pharmaceutically acceptable solvate, or hydrate thereof.

[0023] In some embodiments is a compound of Formula (XIII), wherein n is 1. In some embodiments is a compound of Formula (XIII), wherein X is -O-. In some embodiments is a compound of Formula (XIII), wherein X is -N(R₃)-. In some embodiments is a compound of Formula (XIII), wherein X is NH. In some embodiments is a compound of Formula (XIII), wherein R₁ and R₂ are independently selected from hydrogen and unsubstituted C₁₋₆alkyl. In some embodiments is a compound of Formula (XIII), wherein R₁ and R₂ are hydrogen. In some embodiments is a compound of Formula (XIII), wherein n is 0. In some embodiments is a compound of Formula (XIII), wherein Z is -O-. In some embodiments is a compound of Formula (XIII), wherein Z is -N(R₄)-. In some embodiments is a compound of Formula (XIII), wherein Z is NH. In some embodiments is a compound of Formula (XIII), wherein A is -P(O)(OH)₂. In some embodiments is a compound of Formula (XIII), wherein A is -S(O)₂OH. In some embodiments is a compound of Formula (XIII), wherein A is -C(=O)CH(NH₂)R₈. In some embodiments is a compound of Formula (XIII), wherein m is 0.

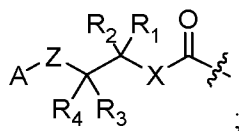
[0024] In another aspect, described herein is a compound having the structure of Formula (XIV):



Formula (XIV);

wherein:

Y is a phenolic TRPV1 agonist, wherein the hydrogen atom of the phenolic hydroxyl group is



replaced by a covalent bond to

A is -P(O)(OH)₂, -S(O)₂OH, or -C(=O)CH(NH₂)R₈;

X is -O- or -N(R₅)-;

Z is -O- or -N(R₆)-;

R₁, R₂, R₃, R₄, R₅, and R₆ are independently selected from hydrogen, unsubstituted or substituted C₁₋₆alkyl, unsubstituted or substituted C₃₋₈cycloalkyl, and unsubstituted or substituted C₂₋₈heterocycloalkyl; or R₂, R₃, R₄, and R₆ are independently selected from hydrogen, unsubstituted or substituted C₁₋₆alkyl, unsubstituted or substituted C₃₋₈cycloalkyl, and unsubstituted or substituted C₂₋₈heterocycloalkyl, and R₁ and R₅ groups on adjacent atoms,

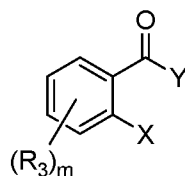
together with the atoms to which they are attached, form a substituted or unsubstituted C₂₋₈heterocycloalkyl group; and

R₈ is hydrogen, unsubstituted C₁₋₆alkyl, -C₁₋₆alkyl-OH, -C₁₋₆alkyl-SH, -C₁₋₆alkyl-SCH₃, -C₁₋₆alkyl-C(=O)OH, -C₁₋₆alkyl-C(=O)NH₂, -C₁₋₆alkyl-NH₂, -C₁₋₆alkyl-N(H)C(=NH)NH₂, -C₁₋₆alkyl-(phenyl), -C₁₋₆alkyl-(4-hydroxyphenyl), or -C₁₋₆alkyl-(heteroaryl);

or a pharmaceutically acceptable salt, pharmaceutically acceptable solvate, or hydrate thereof.

[0025] In some embodiments is a compound of Formula (XIV), wherein X is -N(R₅)-. In some embodiments is a compound of Formula (XIV), wherein Z is -N(R₆)-. In some embodiments is a compound of Formula (XIV), wherein R₂, R₃, R₄, and R₆ are independently selected from hydrogen, and unsubstituted or substituted C₁₋₆alkyl, and R₁ and R₅ groups on adjacent atoms, together with the atoms to which they are attached, form a substituted or unsubstituted C₂₋₈heterocycloalkyl group. In some embodiments is a compound of Formula (XIV), wherein R₁, R₂, R₃, R₄, R₅, and R₆ are independently selected from hydrogen and unsubstituted or substituted C₁₋₆alkyl. In some embodiments is a compound of Formula (XIV), wherein A is -P(O)(OH)₂. In some embodiments is a compound of Formula (XIV), wherein A is -S(O)₂OH. In some embodiments is a compound of Formula (XIV), wherein A is -C(=O)CH(NH₂)R₈.

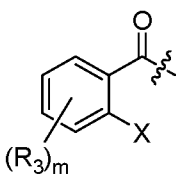
[0026] In another aspect, described herein is a compound having the structure of Formula (XV):



Formula (XV);

wherein:

Y is a phenolic TRPV1 agonist, wherein the hydrogen atom of the phenolic hydroxyl group is



replaced by a covalent bond to (R₃)_m ;

X is -OS(O)₂OH, -OS(O)₂NHR₁, -N(R₁)S(O)₂NHR₂, -OC(O)NHR₁, -N(R₁)C(O)NHR₂, C(R₁)(R₂)OH, -OP(O)(OR₁)OH, -N(R₁)P(O)(OR₂)OH, -OP(O)(OR₁)NHR₂, or -N(R₁)P(O)(OR₁)NHR₁;

R₁ and R₂ are independently selected from hydrogen, unsubstituted or substituted C₁₋₆alkyl, unsubstituted or substituted C₃₋₈cycloalkyl, and unsubstituted or substituted C₂₋₈heterocycloalkyl;

each R_3 is independently selected from halogen, -OH, -CN, -NO₂, -NR₆R₇, C₁₋₆alkyl, C₁₋₆haloalkyl, C₁₋₆heteroalkyl, C₁₋₆alkoxy, C₃₋₈cycloalkyl, C₂₋₈heterocycloalkyl, aryl, heteroaryl, -C(O)R₆, -CO₂R₆, -C(O)NR₆R₇, -SO₂R₆, and -SO₂NR₆R₇;

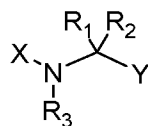
R_6 and R_7 are independently selected from hydrogen and C₁₋₆alkyl;

m is 0, 1, 2, 3, or 4;

or a pharmaceutically acceptable salt, pharmaceutically acceptable solvate, or hydrate thereof.

[0027] In some embodiments is a compound of Formula (XV), wherein m is 0.

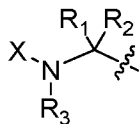
[0028] In another aspect, described herein is a compound having the structure of Formula (XVI):



Formula (XVI);

wherein:

Y is a phenolic TRPV1 agonist, wherein the hydrogen atom of the phenolic hydroxyl group is



replaced by a covalent bond to ;

X is -P(O)(OH)₂, -S(O)₂OH, or -C(=O)CH(NH₂)R₈;

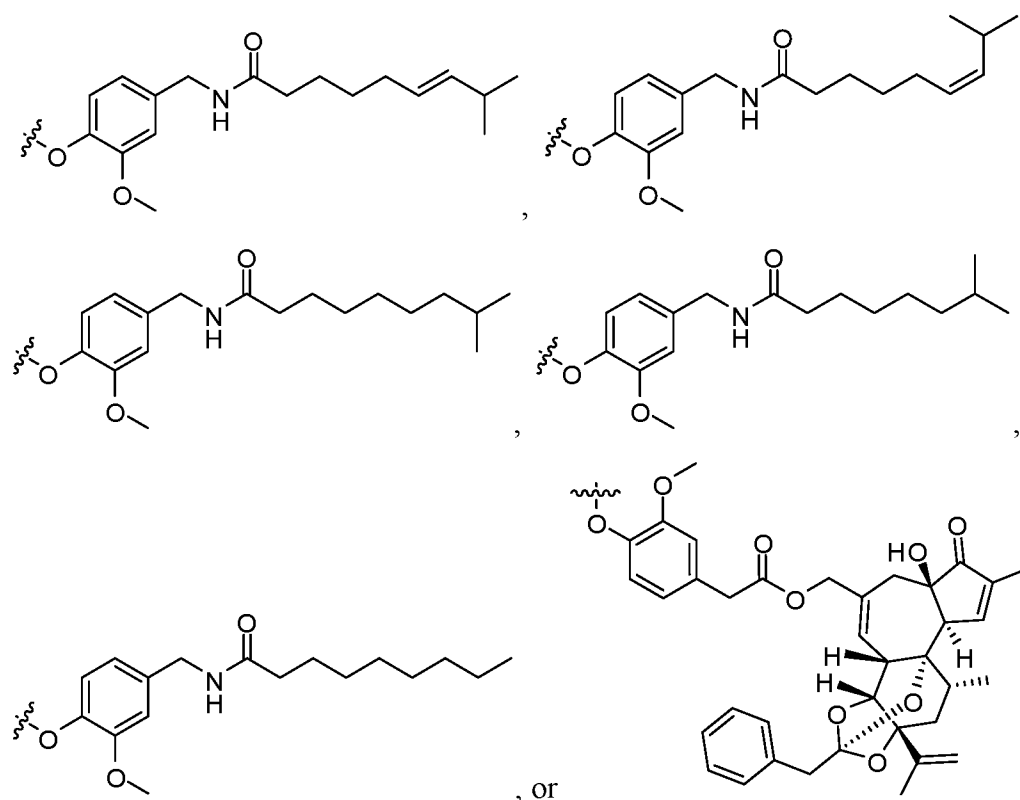
R_1 , R_2 , and R_3 are independently selected from hydrogen, unsubstituted or substituted C₁₋₆alkyl, unsubstituted or substituted C₃₋₈cycloalkyl, and unsubstituted or substituted C₂₋₈heterocycloalkyl; and

R_8 is hydrogen, unsubstituted C₁₋₆alkyl, -C₁₋₆alkyl-OH, -C₁₋₆alkyl-SH, -C₁₋₆alkyl-SCH₃, -C₁₋₆alkyl-C(=O)OH, -C₁₋₆alkyl-C(=O)NH₂, -C₁₋₆alkyl-NH₂, -C₁₋₆alkyl-N(H)C(=NH)NH₂, -C₁₋₆alkyl-(phenyl), -C₁₋₆alkyl-(4-hydroxyphenyl), or -C₁₋₆alkyl-(heteroaryl);

or a pharmaceutically acceptable salt, pharmaceutically acceptable solvate, or hydrate thereof.

[0029] In some embodiments is a compound of Formula (XVI), wherein R_1 , R_2 , and R_3 are independently selected from hydrogen and unsubstituted C₁₋₆alkyl. In some embodiments is a compound of Formula (XVI), wherein X is -P(O)(OH)₂. In some embodiments is a compound of Formula (XVI), wherein X is -S(O)₂OH. In some embodiments is a compound of Formula (XVI), wherein X is -C(=O)CH(NH₂)R₈.

[0030] In some embodiments is a compound of Formula (I), (II), (III), (IV), (V), (VI), (VII), (VIII), (IX), (X), (XI), (XII), (XIII), (XIV), (XV), or (XVI), wherein Y is



[0031] For any and all embodiments described herein, substituents are selected from among a subset of listed alternatives.

[0032] In another aspect is a pharmaceutical composition comprising a compound of Formula (I), (II), (III), (IV), (V), (VI), (VII), (VIII), (IX), (X), (XI), (XII), (XIII), (XIV), (XV), or (XVI), or a pharmaceutically acceptable salt, pharmaceutically acceptable solvate, or hydrate thereof, and a pharmaceutically acceptable diluent, excipient or binder. In some embodiments, the pharmaceutical composition is formulated for intravenous injection, subcutaneous injection, intramuscular injection, intraperitoneal injection, perineural injection, neuraxial injection, intra-articular injection, oral administration, or topical administration.

[0033] In another aspect is a method of treating pain in a subject, comprising administering to the subject a therapeutically effective amount of a compound of Formula (I), (II), (III), (IV), (V), (VI), (VII), (VIII), (IX), (X), (XI), (XII), (XIII), (XIV), (XV), or (XVI), or a pharmaceutically acceptable salt, pharmaceutically acceptable solvate, or hydrate thereof. In some embodiments is a method of treating pain in a subject, comprising administering to the subject a therapeutically effective amount of a compound of Formula (I), (II), (III), (IV), (V), (VI), (VII), (VIII), (IX), (X), (XI), (XII), (XIII), (XIV), (XV), or (XVI), or a pharmaceutically acceptable salt, pharmaceutically acceptable solvate, or hydrate thereof, wherein the pain is associated with post-operative pain, chronic post-surgical pain, neuropathic pain, postherpetic neuralgia, diabetic neuropathy, HIV-associated neuropathy, complex regional pain syndrome, cancer, nerve injury, cancer chemotherapy, vulvodynia, trauma, surgery, chronic musculoskeletal

pain, lower back pain, osteoarthritis or rheumatoid arthritis. In some embodiments is a method of treating pain in a subject, comprising administering to the subject a therapeutically effective amount of a compound of Formula (I), (II), (III), (IV), (V), (VI), (VII), (VIII), (IX), (X), (XI), (XII), (XIII), (XIV), (XV), or (XVI), or a pharmaceutically acceptable salt, pharmaceutically acceptable solvate, or hydrate thereof, wherein the compound is administered locally, dermally, transdermally or systemically.

DETAILED DESCRIPTION

[0034] Capsaicin, the main ingredient responsible for the hot pungent taste of chili peppers, is an alkaloid found in the *Capsicum* family. Capsaicin (8-methyl-*N*-vanillyl-6-nonenamide) is a highly selective agonist for transient receptor potential vanilloid 1 receptor (TRPV1; formerly known as vanilloid receptor 1 (VR1)), a ligand-gated, non-selective cation channel. TRPV1 is preferentially expressed on small-diameter sensory neurons, especially those A- and C-fibers which specialize in the detection of painful or noxious sensations. TRPV1 responds to noxious stimuli including capsaicin, heat, and extracellular acidification, and will integrate simultaneous exposures to these stimuli. (Caterina M J, Julius D. The vanilloid receptor: a molecular gateway to the pain pathway. *Annu Rev Neurosci.* 2001. 24:487-517).

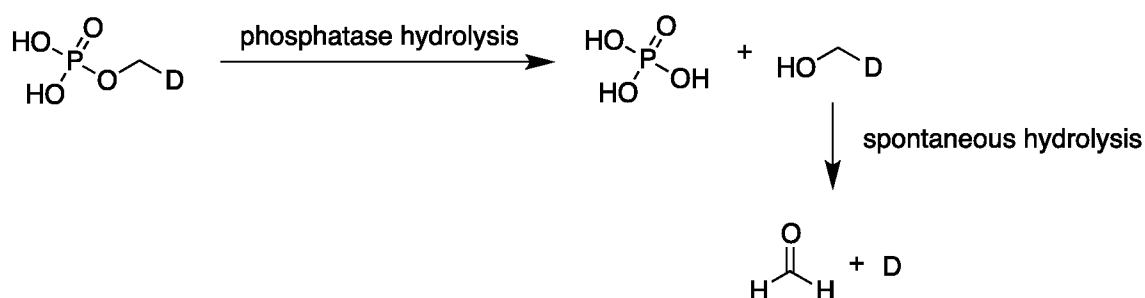
[0035] TRPV1 agonists, such as capsaicin, have been shown to diminish pain in various settings, but there are problems associated with their use. The initial effects of TRPV1-expressing (capsaicin-sensitive) nociceptors activation are burning sensations, hyperalgesia, allodynia, and erythema. However, after prolonged exposure to low-concentration capsaicin or single exposures to high-concentration capsaicin or other TRPV1 agonists, the small-diameter sensory axons become less sensitive to a variety of stimuli, including capsaicin or thermal stimuli. This prolonged exposure is also characterized by reduced pain responses. These later-stage effects of capsaicin are frequently referred to as “desensitization” and are the rationale for the development of capsaicin formulations for the treatment of various pain syndromes and other conditions. (Bley, K. R. Recent developments in transient receptor potential vanilloid receptor 1 agonist-based therapies. *Expert Opin Investig Drugs.* 2004. 13(11): 1445-1456).

[0036] The prodrugs described herein are designed such that the parent drug is released, under well-defined rates, after the prodrug has been delivered to the body and/or is exposed to specific physiological conditions. The chemical-release kinetics of the parent drug may impart two important properties: (a) potentially reduced and/or delayed pungency due to the avoidance of the rapid delivery of a bolus dose of the TRPV1 agonist and (b) rapid or delayed release of the parent TRPV1 agonist from the prodrug for tuning of specific pharmacological activity/results. Such structural modifications may eliminate the reliance on special requirements for

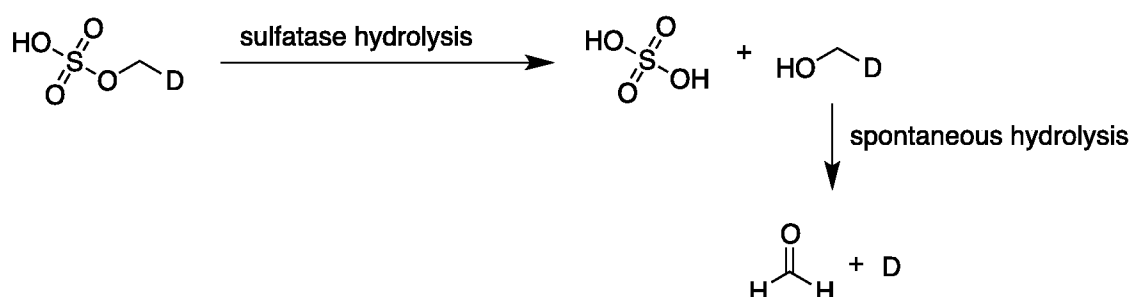
formulations or delivery devices in order to 1) accommodate the very low water solubility of many TRPV1 agonists/capsaicinoids and 2) reduce the acute pungency associated with the administration of TRPV1 agonists.

[0037] Further described herein in some embodiments is a method of increasing the water solubility of capsaicin, its analogs and other TRPV1 agonists, by modifying the parent molecule's chemical structure with hydrophilic moieties. In some embodiments described herein, the introduction of basic moieties capable of being protonated under acidic conditions increases the solubility of the TRPV1 prodrug. In some embodiments described herein, the introduction of acidic moieties capable of increasing the overall hydrophilic character increases the solubility of the TRPV1 prodrug. Additionally, in some embodiments water-soluble prodrugs are desired when co-delivering other medications, especially when administering multiple sterile agents via injection.

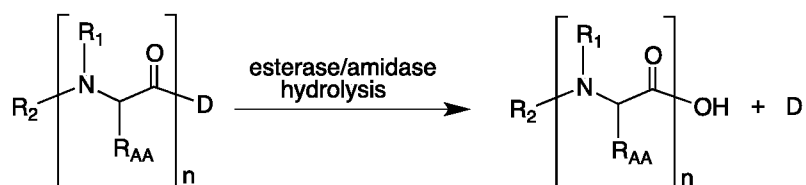
[0038] In some embodiments described herein, the parent drug is released by phosphatase hydrolysis, followed by spontaneous hydrolysis (D = TRPV1 agonist):



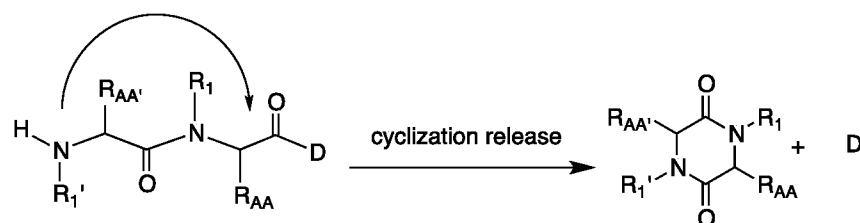
[0039] In some embodiments described herein, the parent drug is released by sulfatase hydrolysis, followed by spontaneous hydrolysis (D = TRPV1 agonist):



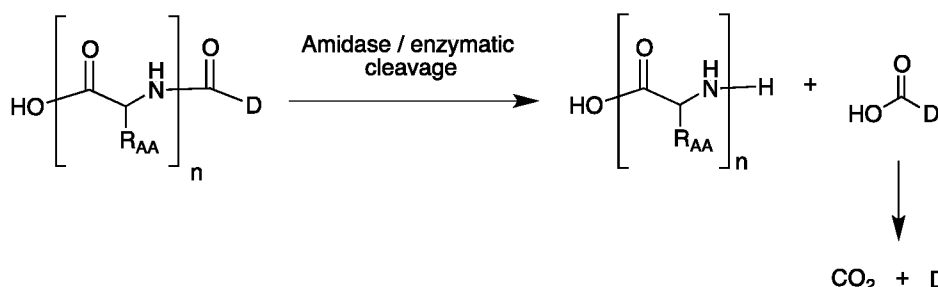
[0040] In some embodiments described herein, the parent drug is released by esterase/amidase hydrolysis (D = TRPV1 agonist and R_{AA} is the side chain of a natural or unnatural amino acid):



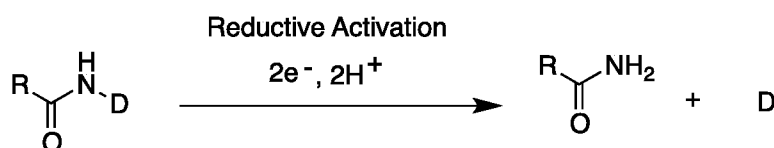
[0041] In some embodiments described herein, the parent drug is released by dipeptide cyclization release (D = TRPV1 agonist):



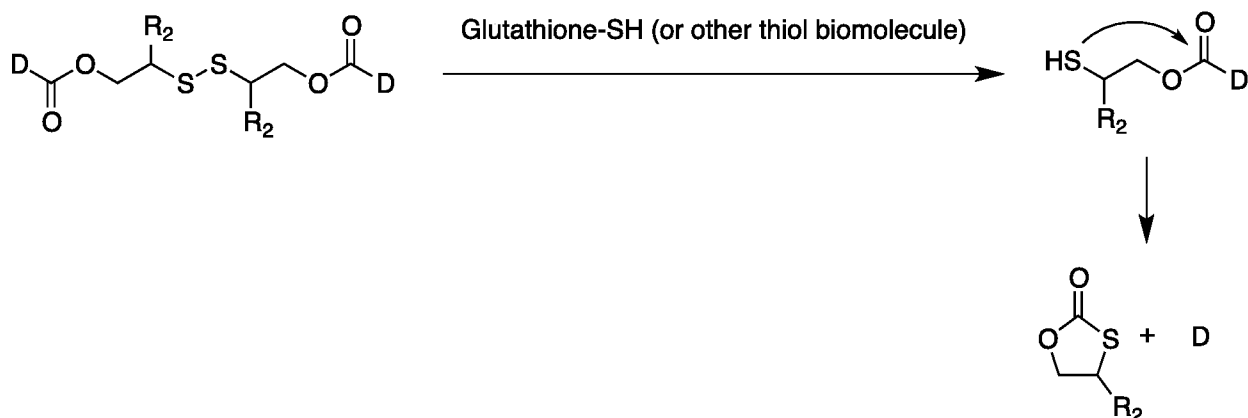
[0042] In some embodiments described herein, the parent drug is released by esterase/amidase hydrolysis followed by spontaneous hydrolysis (D = TRPV1 agonist):



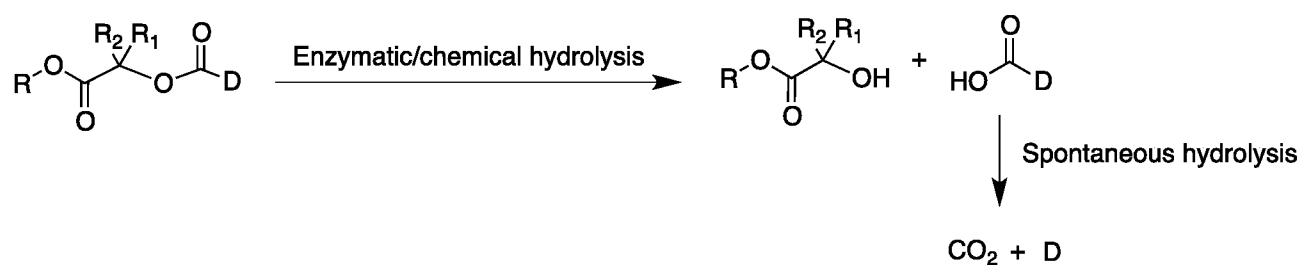
[0043] In some embodiments described herein, the parent drug is released by reductive activation (D = TRPV1 agonist):



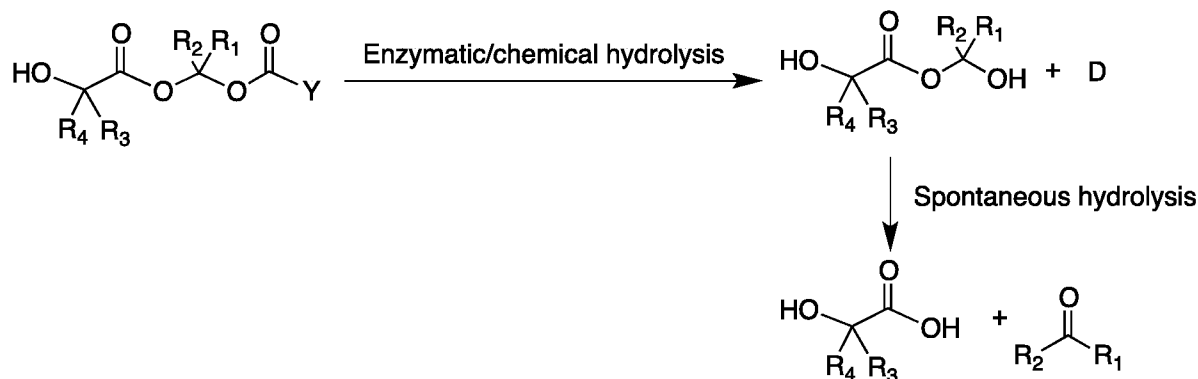
[0044] In some embodiments described herein, the parent drug is released by thio-reductive activation, followed by cyclization release (D = TRPV1 agonist):



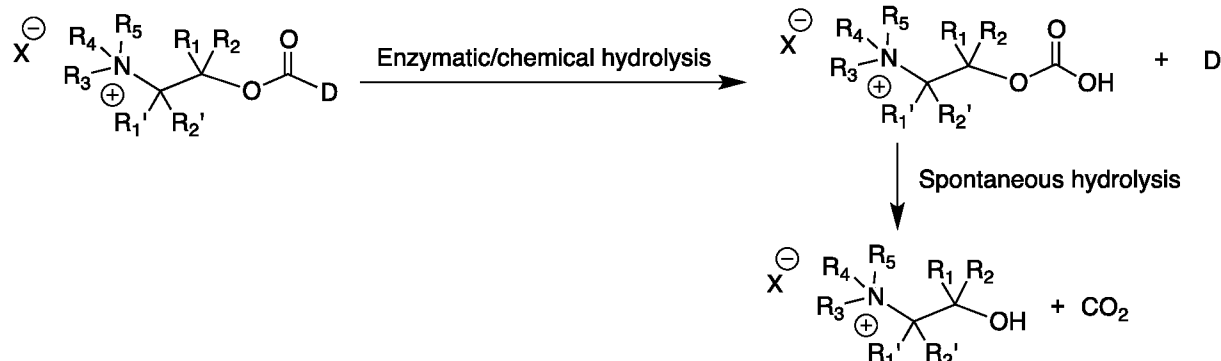
[0045] In some embodiments described herein, the parent drug is released by enzymatic/chemical hydrolysis, followed by spontaneous hydrolysis (D = TRPV1 agonist):



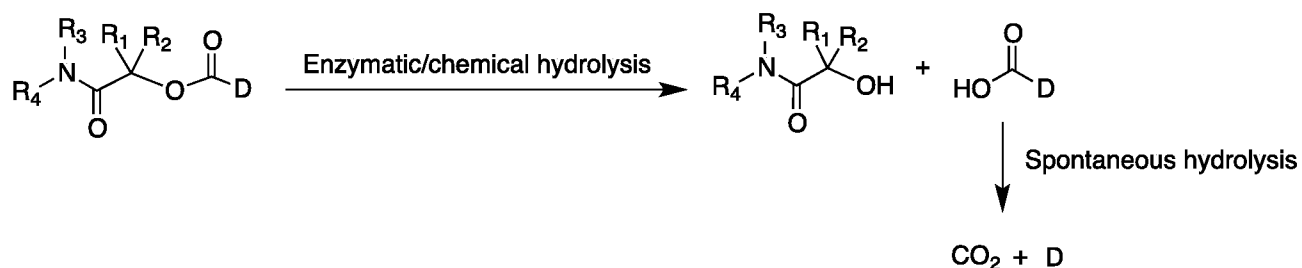
[0046] In some embodiments described herein, the parent drug is released by enzymatic/chemical hydrolysis, followed by spontaneous hydrolysis (D = TRPV1 agonist):



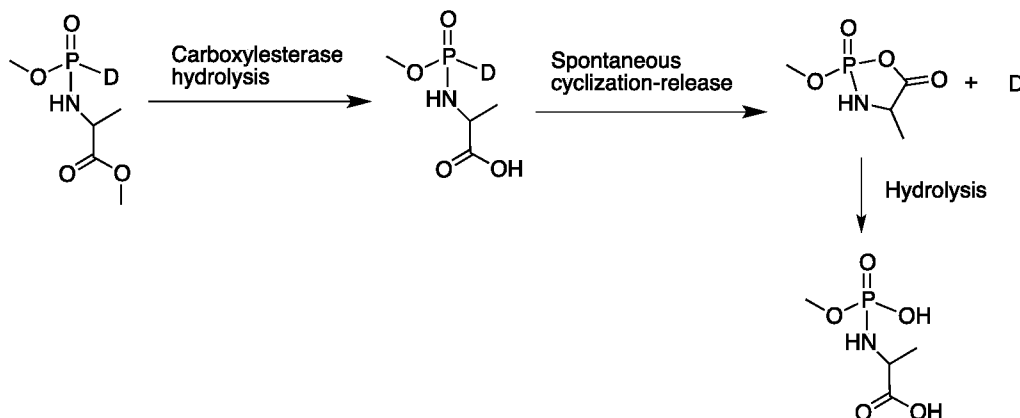
[0047] In some embodiments described herein, the parent drug is released by enzymatic/chemical hydrolysis, followed by spontaneous hydrolysis (D = TRPV1 agonist):



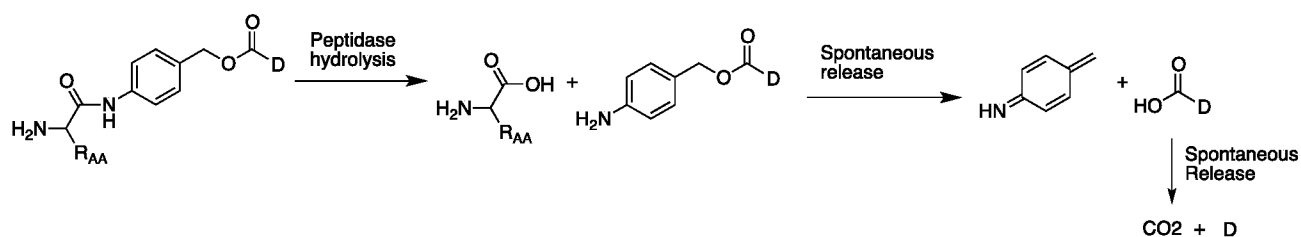
[0048] In some embodiments described herein, the parent drug is released by enzymatic/chemical hydrolysis, followed by spontaneous hydrolysis (D = TRPV1 agonist):



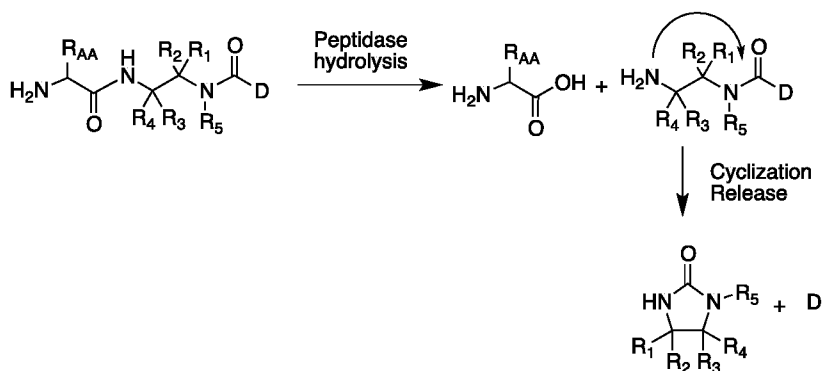
[0049] In some embodiments described herein, the parent drug is released by enzymatic/chemical hydrolysis, followed by spontaneous cyclization-release (D = TRPV1 agonist):



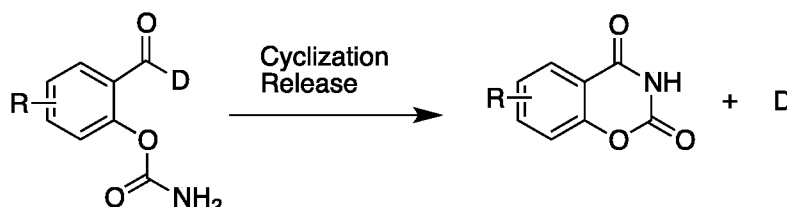
[0050] In some embodiments described herein, the parent drug is released by peptidase hydrolysis, followed by spontaneous release (D = TRPV1 agonist and R_{AA} is the side chain of a natural or unnatural amino acid):



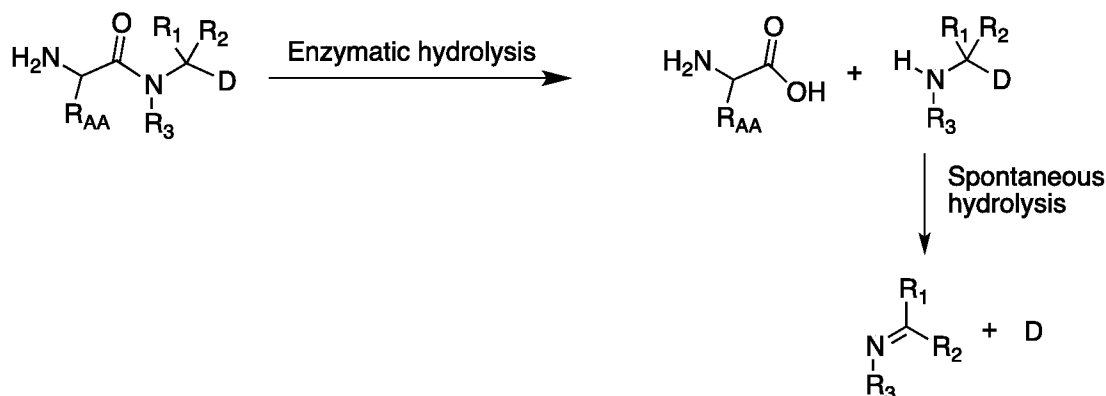
[0051] In some embodiments described herein, the parent drug is released by enzymatic hydrolysis, followed by spontaneous hydrolysis (D = TRPV1 agonist and R_{AA} is the side chain of a natural or unnatural amino acid):



[0052] In some embodiments described herein, the parent drug is released by cyclization release (D = TRPV1 agonist):



[0053] In some embodiments described herein, the parent drug is released by enzymatic hydrolysis, followed by spontaneous hydrolysis (D = TRPV1 agonist):



Compounds

[0054] In one aspect, described herein is a compound having the structure of Formula (I):



Formula (I);

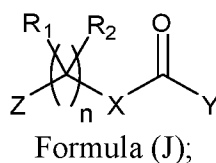
wherein:

Y is a phenolic TRPV1 agonist, wherein the hydrogen atom of the phenolic hydroxyl group is replaced by a covalent bond to -X;

X is an agent capable of being cleaved upon exposure to physiological conditions;

or a pharmaceutically acceptable salt, pharmaceutically acceptable solvate, or hydrate thereof;

wherein the structure of Formula (I) is not a compound of Formula (J):



wherein:

Y is a phenolic TRPV1 agonist, wherein the hydrogen atom of the phenolic hydroxyl group is replaced by a covalent bond to -C(O)-X-(C(R₁)(R₂))_n-Z;

X is -C(R₁)(R₂)-, -O-, -N(R₅)-, or -S-;

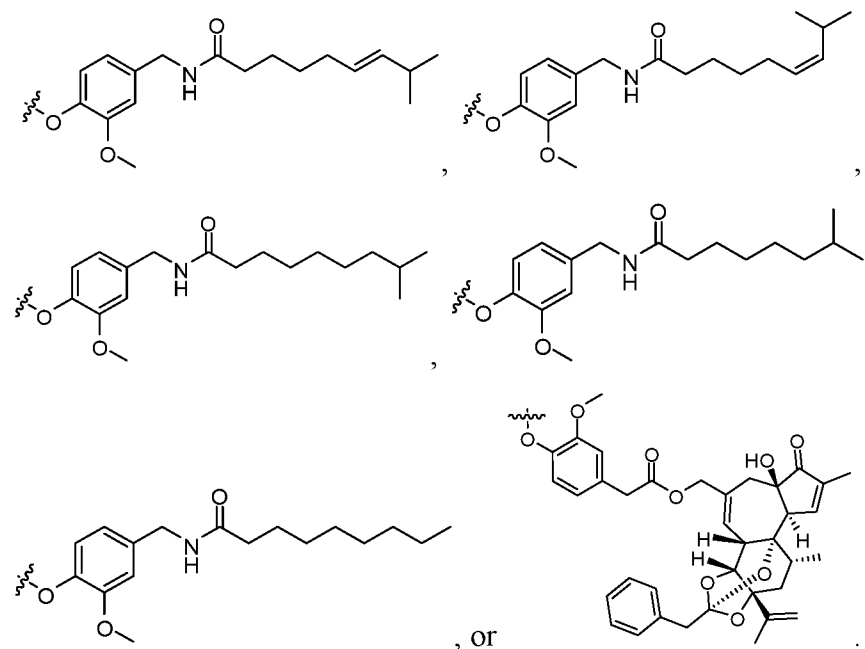
n is an integer from 1 to 10;

Z is -NR₃R₄ or -CO₂H;

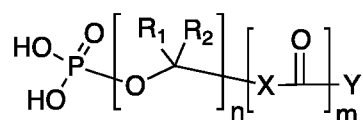
R₅ is hydrogen, substituted or unsubstituted alkyl, or substituted or unsubstituted aryl, and each R₁ and R₂ is each independently hydrogen, substituted or unsubstituted alkyl, substituted or unsubstituted aryl, or substituted or unsubstituted acyl, or two R₁ or R₂ groups on adjacent carbon atoms, together with the carbon atoms to which they are attached, form a substituted or unsubstituted cycloalkyl group, or R₁ and R₅ groups on adjacent atoms, together with the atoms to which they are attached, form a substituted or unsubstituted heterocycloalkyl group; and

R₃ and R₄ is each independently hydrogen, substituted or unsubstituted alkyl, or substituted or unsubstituted aryl.

[0055] In some embodiments is a compound of Formula (I), wherein Y is



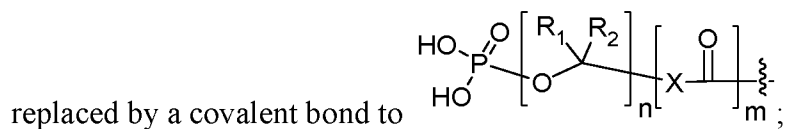
[0056] In another aspect, described herein is a compound having the structure of Formula (II):



Formula (II);

wherein:

Y is a phenolic TRPV1 agonist, wherein the hydrogen atom of the phenolic hydroxyl group is



X is -O- or -N(R₃)-;

R₁ and R₂ are independently selected from hydrogen, unsubstituted or substituted C₁₋₆alkyl, unsubstituted or substituted C₃₋₈cycloalkyl, -C(=O)OR₄, and -C(=O)NR₃R₄;

R_3 and R_4 is selected from hydrogen, unsubstituted or substituted C_{1-6} alkyl, and unsubstituted or substituted C_{3-8} cycloalkyl;

m is 0 or 1;

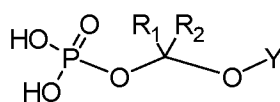
n is 0 or 1;

wherein when m is 0, then n is 1;

or a pharmaceutically acceptable salt, pharmaceutically acceptable solvate, or hydrate thereof.

[0057] In some embodiments is a compound of Formula (II), wherein m is 1. In some embodiments is a compound of Formula (II), wherein m is 1 and X is $-O-$. In some embodiments is a compound of Formula (II), wherein X is $-O-$. In some embodiments is a compound of Formula (II), wherein m is 1 and X is $-N(R_3)-$. In some embodiments is a compound of Formula (II), wherein m is 1, X is $-N(R_3)-$, and R_3 is unsubstituted C_{1-6} alkyl. In some embodiments is a compound of Formula (II), wherein m is 1 and X is NH . In some embodiments is a compound of Formula (II), wherein n is 1. In some embodiments is a compound of Formula (II), wherein n is 1 and R_1 and R_2 are independently selected from hydrogen and unsubstituted C_{1-6} alkyl. In some embodiments is a compound of Formula (II), wherein n is 1 and R_1 and R_2 are hydrogen. In some embodiments is a compound of Formula (II), wherein n is 1 and R_1 and R_2 are unsubstituted C_{1-6} alkyl. In some embodiments is a compound of Formula (II), wherein m is 1 and n is 1. In some embodiments is a compound of Formula (II), wherein m is 1 and n is 0. In some embodiments is a compound of Formula (II), wherein m is 0 and n is 1.

[0058] In some embodiments is a compound having the structure of Formula (IIa):



Formula (IIa);

wherein:

Y is a phenolic TRPV1 agonist, wherein the hydrogen atom of the phenolic hydroxyl group is

replaced by a covalent bond to

$$\text{HO}-\text{P}(=\text{O})(\text{OH})-\text{O}-\text{C}(\text{R}_1)(\text{R}_2)-\text{O}-$$

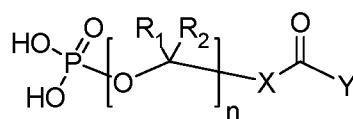
R_1 and R_2 are independently selected from hydrogen, unsubstituted or substituted C_{1-6} alkyl, unsubstituted or substituted C_{3-8} cycloalkyl, $-C(=O)OR_4$, and $-C(=O)NR_3R_4$;

R_3 and R_4 are each independently selected from hydrogen, unsubstituted or substituted C_{1-6} alkyl, and unsubstituted or substituted C_{3-8} cycloalkyl;

or a pharmaceutically acceptable salt, pharmaceutically acceptable solvate, or hydrate thereof.

[0059] In some embodiments is a compound of Formula (IIa), wherein R_1 and R_2 are independently selected from hydrogen and unsubstituted or substituted C_{1-6} alkyl. In some embodiments is a compound of Formula (IIa), wherein R_1 and R_2 are independently selected from hydrogen and unsubstituted C_{1-6} alkyl. In some embodiments is a compound of Formula (IIa), wherein R_1 and R_2 are hydrogen. In some embodiments is a compound of Formula (IIa), wherein R_1 and R_2 are unsubstituted C_{1-6} alkyl.

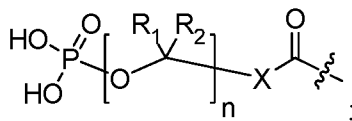
[0060] In some embodiments is a compound having the structure of Formula (IIb):



Formula (IIb);

wherein:

Y is a phenolic TRPV1 agonist, wherein the hydrogen atom of the phenolic hydroxyl group is



replaced by a covalent bond to

X is -O- or -N(R_3)-;

R_1 and R_2 are independently selected from hydrogen, unsubstituted or substituted C_{1-6} alkyl, unsubstituted or substituted C_{3-8} cycloalkyl, -C(=O)OR₄, and -C(=O)NR₃R₄;

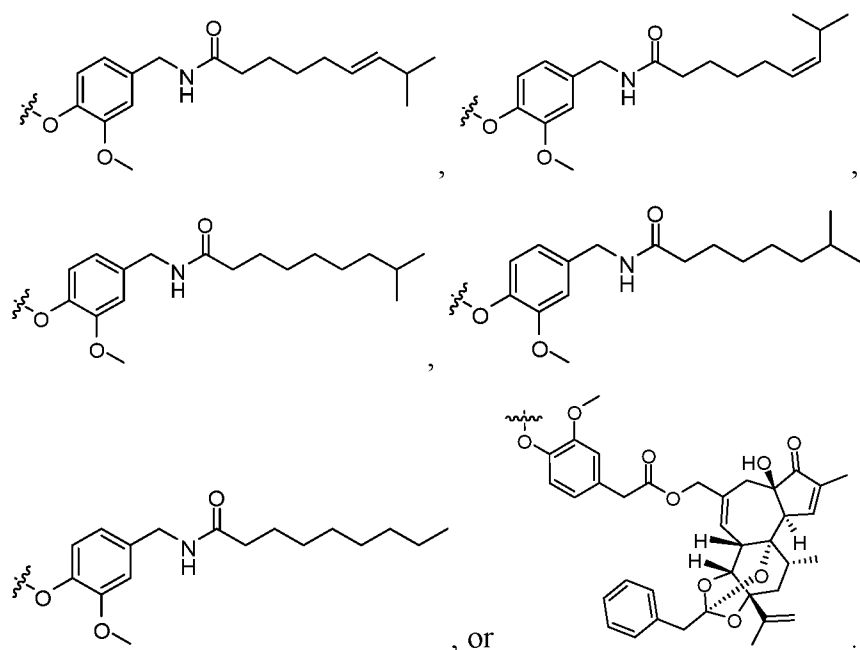
R_3 and R_4 is selected from hydrogen, unsubstituted or substituted C_{1-6} alkyl, and unsubstituted or substituted C_{3-8} cycloalkyl;

n is 0 or 1;

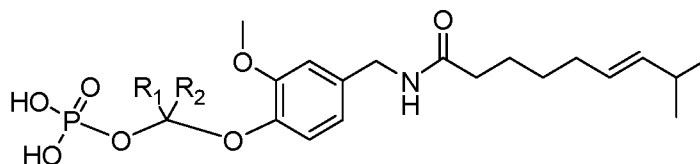
or a pharmaceutically acceptable salt, pharmaceutically acceptable solvate, or hydrate thereof.

[0061] In some embodiments is a compound of Formula (IIb), wherein X is -O-. In some embodiments is a compound of Formula (IIb), wherein X is -N(R_3)-. In some embodiments is a compound of Formula (IIb), wherein X is -N(R_3)-, and R_3 is unsubstituted C_{1-6} alkyl. In some embodiments is a compound of Formula (IIb), wherein X is NH. In some embodiments is a compound of Formula (IIb), wherein n is 1. In some embodiments is a compound of Formula (IIb), wherein R_1 and R_2 are independently selected from hydrogen and unsubstituted or substituted C_{1-6} alkyl. In some embodiments is a compound of Formula (IIb), wherein n is 1 and R_1 and R_2 are independently selected from hydrogen and unsubstituted C_{1-6} alkyl. In some embodiments is a compound of Formula (IIb), wherein n is 1 and R_1 and R_2 are hydrogen. In some embodiments is a compound of Formula (IIb), wherein n is 1 and R_1 and R_2 are unsubstituted C_{1-6} alkyl. In some embodiments is a compound of Formula (IIb), wherein n is 0.

[0062] In some embodiments is a compound of Formula (II), (IIa), or (IIb), wherein Y is



[0063] In some embodiments is a compound having the structure of Formula (IIaa):



Formula (IIaa);

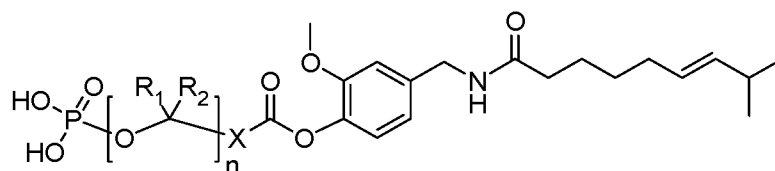
wherein:

R_1 and R_2 are independently selected from hydrogen, unsubstituted or substituted C_{1-6} alkyl, unsubstituted or substituted C_{3-8} cycloalkyl, $-C(=O)OR_4$, and $-C(=O)NR_3R_4$;

R_3 and R_4 are each independently selected from hydrogen, unsubstituted or substituted C_{1-6} alkyl, and unsubstituted or substituted C_{3-8} cycloalkyl;
or a pharmaceutically acceptable salt, pharmaceutically acceptable solvate, or hydrate thereof.

[0064] In some embodiments is a compound of Formula (IIaa), wherein R_1 and R_2 are independently selected from hydrogen and unsubstituted or substituted C_{1-6} alkyl. In some embodiments is a compound of Formula (IIaa), wherein R_1 and R_2 are independently selected from hydrogen and unsubstituted C_{1-6} alkyl. In some embodiments is a compound of Formula (IIaa), wherein R_1 and R_2 are hydrogen. In some embodiments is a compound of Formula (IIaa), wherein R_1 and R_2 are unsubstituted C_{1-6} alkyl.

[0065] In some embodiments is a compound having the structure of Formula (IIbb):



Formula (IIbb);

wherein:

X is -O- or -N(R₃)-;

R₁ and R₂ are independently selected from hydrogen, unsubstituted or substituted C₁₋₆alkyl, unsubstituted or substituted C₃₋₈cycloalkyl, -C(=O)OR₄, and -C(=O)NR₃R₄;

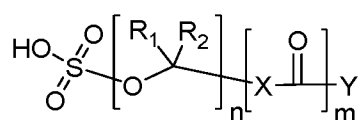
R₃ and R₄ are each independently selected from hydrogen, unsubstituted or substituted C₁₋₆alkyl, and unsubstituted or substituted C₃₋₈cycloalkyl;

n is 0 or 1;

or a pharmaceutically acceptable salt, pharmaceutically acceptable solvate, or hydrate thereof.

[0066] In some embodiments is a compound of Formula (IIbb), wherein X is -O-. In some embodiments is a compound of Formula (IIbb), wherein X is -N(R₃)-. In some embodiments is a compound of Formula (IIbb), wherein X is -N(R₃)-, and R₃ is unsubstituted C₁₋₆alkyl. In some embodiments is a compound of Formula (IIb), wherein X is NH. In some embodiments is a compound of Formula (IIbb), wherein n is 1. In some embodiments is a compound of Formula (IIbb), wherein R₁ and R₂ are independently selected from hydrogen and unsubstituted or substituted C₁₋₆alkyl. In some embodiments is a compound of Formula (IIbb), wherein n is 1 and R₁ and R₂ are independently selected from hydrogen and unsubstituted C₁₋₆alkyl. In some embodiments is a compound of Formula (IIbb), wherein n is 1 and R₁ and R₂ are hydrogen. In some embodiments is a compound of Formula (IIbb), wherein n is 1 and R₁ and R₂ are unsubstituted C₁₋₆alkyl. In some embodiments is a compound of Formula (IIbb), wherein n is 0 and X is -O-.

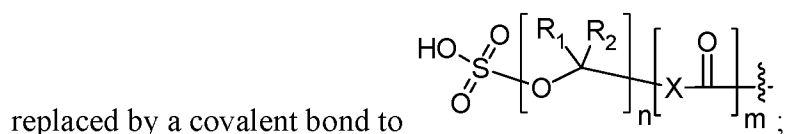
[0067] In another aspect, described herein is a compound having the structure of Formula (III):



Formula (III);

wherein:

Y is a phenolic TRPV1 agonist, wherein the hydrogen atom of the phenolic hydroxyl group is



X is -O- or -N(R₃)-;

R₁ and R₂ are independently selected from hydrogen, unsubstituted or substituted C₁₋₆alkyl, unsubstituted or substituted C₃₋₈cycloalkyl, -C(=O)OR₄, and -C(=O)NR₃R₄;

R₃ and R₄ are each independently selected from hydrogen, unsubstituted or substituted C₁₋₆alkyl, and unsubstituted or substituted C₃₋₈cycloalkyl;

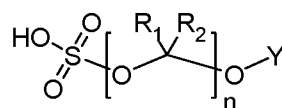
m is 0 or 1;

n is 0 or 1;

or a pharmaceutically acceptable salt, pharmaceutically acceptable solvate, or hydrate thereof.

[0068] In some embodiments is a compound of Formula (III), wherein m is 1. In some embodiments is a compound of Formula (III), wherein m is 1 and X is -O-. In some embodiments is a compound of Formula (III), wherein X is -O-. In some embodiments is a compound of Formula (III), wherein m is 1 and X is -N(R₃)-. In some embodiments is a compound of Formula (III), wherein m is 1, X is -N(R₃)-, and R₃ is unsubstituted C₁₋₆alkyl. In some embodiments is a compound of Formula (III), wherein m is 1 and X is NH. In some embodiments is a compound of Formula (III), wherein n is 1. In some embodiments is a compound of Formula (III), wherein n is 1 and R₁ and R₂ are independently selected from hydrogen and unsubstituted C₁₋₆alkyl. In some embodiments is a compound of Formula (III), wherein n is 1 and R₁ and R₂ are hydrogen. In some embodiments is a compound of Formula (III), wherein n is 1 and R₁ and R₂ are unsubstituted C₁₋₆alkyl. In some embodiments is a compound of Formula (III), wherein m is 1 and n is 1. In some embodiments is a compound of Formula (II), wherein m is 1 and n is 0. In some embodiments is a compound of Formula (III), wherein m is 0 and n is 1. In some embodiments is a compound of Formula (III), wherein m is 0 and n is 0.

[0069] In some embodiments is a compound having the structure of Formula (IIIa):



Formula (IIIa);

wherein:

Y is a phenolic TRPV1 agonist, wherein the hydrogen atom of the phenolic hydroxyl group is

replaced by a covalent bond to

R₁ and R₂ are independently selected from hydrogen, unsubstituted or substituted C₁₋₆alkyl, unsubstituted or substituted C₃₋₈cycloalkyl, -C(=O)OR₄, and -C(=O)NR₃R₄;

R₃ and R₄ are each independently selected from hydrogen, unsubstituted or substituted C₁₋₆alkyl, and unsubstituted or substituted C₃₋₈cycloalkyl;

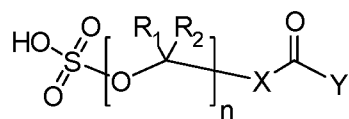
n is 0 or 1;

or a pharmaceutically acceptable salt, pharmaceutically acceptable solvate, or hydrate thereof.

[0070] In some embodiments is a compound of Formula (IIIa), wherein n is 1. In some embodiments is a compound of Formula (IIIa), wherein R₁ and R₂ are independently selected

from hydrogen and unsubstituted or substituted C₁₋₆alkyl. In some embodiments is a compound of Formula (IIIa), wherein R₁ and R₂ are independently selected from hydrogen and unsubstituted C₁₋₆alkyl. In some embodiments is a compound of Formula (IIIa), wherein R₁ and R₂ are hydrogen. In some embodiments is a compound of Formula (IIIa), wherein R₁ and R₂ are unsubstituted C₁₋₆alkyl. In some embodiments is a compound of Formula (IIIa), wherein n is 0.

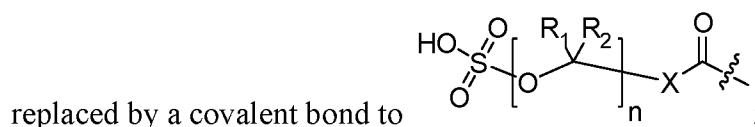
[0071] In some embodiments is a compound having the structure of Formula (IIIb):



Formula (IIIb);

wherein:

Y is a phenolic TRPV1 agonist, wherein the hydrogen atom of the phenolic hydroxyl group is



replaced by a covalent bond to

R₁ and R₂ are independently selected from hydrogen, unsubstituted or substituted C₁₋₆alkyl, unsubstituted or substituted C₃₋₈cycloalkyl, -C(=O)OR₄, and -C(=O)NR₃R₄;

each R₃ is selected from hydrogen, unsubstituted or substituted C₁₋₆alkyl, and unsubstituted or substituted C₃₋₈cycloalkyl;

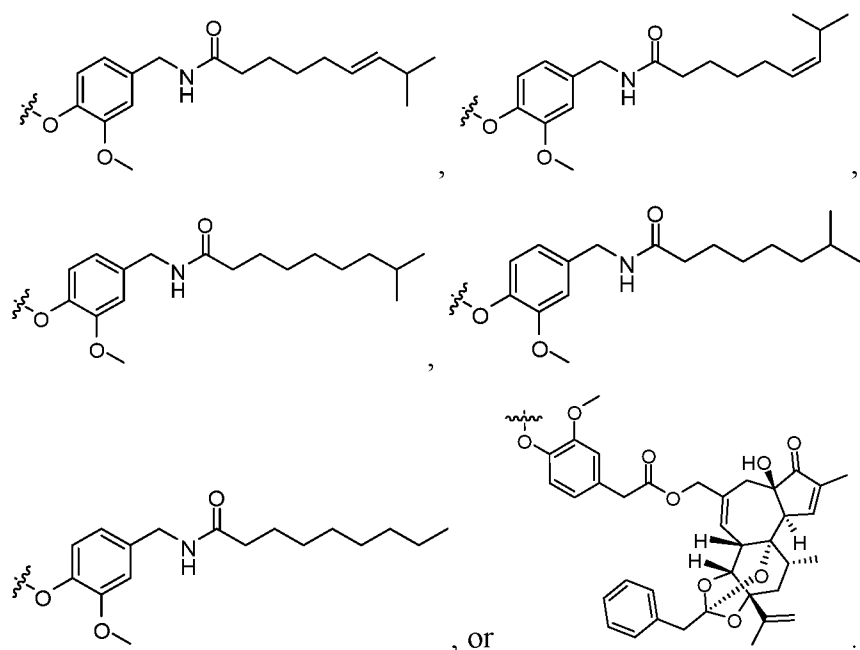
R₄ is unsubstituted or substituted C₁₋₆alkyl;

n is 0 or 1;

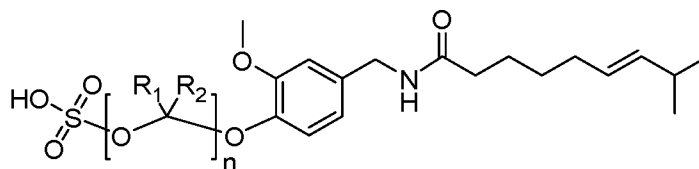
or a pharmaceutically acceptable salt, pharmaceutically acceptable solvate, or hydrate thereof.

[0072] In some embodiments is a compound of Formula (IIIb), wherein X is -O-. In some embodiments is a compound of Formula (IIIb), wherein X is -N(R₃)-. In some embodiments is a compound of Formula (IIIb), wherein X is -N(R₃)-, and R₃ is unsubstituted C₁₋₆alkyl. In some embodiments is a compound of Formula (IIIb), wherein X is NH. In some embodiments is a compound of Formula (IIIb), wherein n is 1. In some embodiments is a compound of Formula (IIIb), wherein R₁ and R₂ are independently selected from hydrogen and unsubstituted or substituted C₁₋₆alkyl. In some embodiments is a compound of Formula (IIIb), wherein R₁ and R₂ are independently selected from hydrogen and unsubstituted C₁₋₆alkyl. In some embodiments is a compound of Formula (IIIb), wherein R₁ and R₂ are hydrogen. In some embodiments is a compound of Formula (IIIb), wherein R₁ and R₂ are unsubstituted C₁₋₆alkyl. In some embodiments is a compound of Formula (IIIb), wherein n is 0.

[0073] In some embodiments is a compound of Formula (III), (IIIa), or (IIIb), wherein Y is



[0074] In some embodiments is a compound having the structure of Formula (IIIaa):



Formula (IIIaa);

wherein:

R₁ and R₂ are independently selected from hydrogen, unsubstituted or substituted C₁₋₆alkyl, unsubstituted or substituted C₃₋₈cycloalkyl, -C(=O)OR₄, and -C(=O)NR₃R₄;

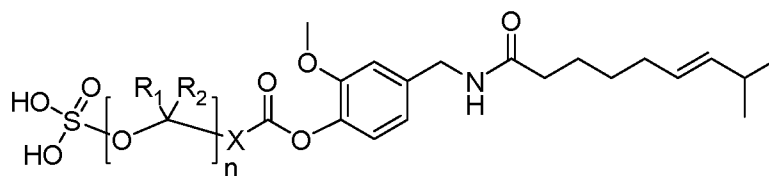
R₃ and R₄ are each independently selected from hydrogen, unsubstituted or substituted C₁₋₆alkyl, and unsubstituted or substituted C₃₋₈cycloalkyl;

n is 0 or 1;

or a pharmaceutically acceptable salt, pharmaceutically acceptable solvate, or hydrate thereof.

[0075] In some embodiments is a compound of Formula (IIIaa), wherein n is 1. In some embodiments is a compound of Formula (IIIaa), wherein R₁ and R₂ are independently selected from hydrogen and unsubstituted or substituted C₁₋₆alkyl. In some embodiments is a compound of Formula (IIIaa), wherein R₁ and R₂ are independently selected from hydrogen and unsubstituted C₁₋₆alkyl. In some embodiments is a compound of Formula (IIIaa), wherein R₁ and R₂ are hydrogen. In some embodiments is a compound of Formula (IIIaa), wherein R₁ and R₂ are unsubstituted C₁₋₆alkyl. In some embodiments is a compound of Formula (IIIaa), wherein n is 0.

[0076] In some embodiments is a compound having the structure of Formula (IIIbb):



Formula (IIIbb);

wherein:

X is is -O- or -N(R₃)-;

R₁ and R₂ are independently selected from hydrogen, unsubstituted or substituted C₁₋₆alkyl, unsubstituted or substituted C₃₋₈cycloalkyl, -C(=O)OR₄, and -C(=O)NR₃R₄;

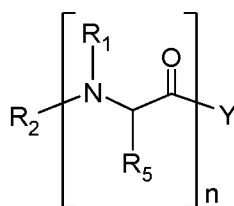
R₃ and R₄ are each independently selected from hydrogen, unsubstituted or substituted C₁₋₆alkyl, and unsubstituted or substituted C₃₋₈cycloalkyl;

n is 0 or 1;

or a pharmaceutically acceptable salt, pharmaceutically acceptable solvate, or hydrate thereof.

[0077] In some embodiments is a compound of Formula (IIIbb), wherein X is -O-. In some embodiments is a compound of Formula (IIIbb), wherein X is -N(R₃)-. In some embodiments is a compound of Formula (IIIbb), wherein X is -N(R₃)-, and R₃ is unsubstituted C₁₋₆alkyl. In some embodiments is a compound of Formula (IIIb), wherein X is NH. In some embodiments is a compound of Formula (IIIbb), wherein n is 1. In some embodiments is a compound of Formula (IIIbb), wherein R₁ and R₂ are independently selected from hydrogen and unsubstituted or substituted C₁₋₆alkyl. In some embodiments is a compound of Formula (IIIbb), wherein n is 1 and R₁ and R₂ are independently selected from hydrogen and unsubstituted C₁₋₆alkyl. In some embodiments is a compound of Formula (IIIbb), wherein n is 1 and R₁ and R₂ are hydrogen. In some embodiments is a compound of Formula (IIIbb), wherein n is 1 and R₁ and R₂ are unsubstituted C₁₋₆alkyl. In some embodiments is a compound of Formula (IIIbb), wherein n is 0.

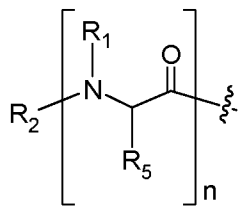
[0078] In another aspect, described herein is a compound having the structure of Formula (IV):



Formula (IV);

wherein:

Y is a phenolic TRPV1 agonist, wherein the hydrogen atom of the phenolic hydroxyl group is



replaced by a covalent bond to

each R_1 is independently selected from hydrogen, unsubstituted or substituted C_{1-6} alkyl, unsubstituted or substituted C_{3-8} cycloalkyl, and $-C(=O)R_3$;

R_2 is selected from hydrogen, unsubstituted or substituted C_{1-6} alkyl, unsubstituted or substituted C_{3-8} cycloalkyl, and $-C(O)R_4$;

R_3 is unsubstituted or substituted C_{1-6} alkyl;

R_4 is unsubstituted or substituted C_{1-6} alkyl;

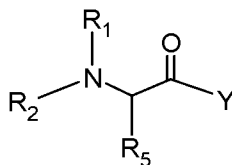
each R_5 is independently selected from unsubstituted C_{1-6} alkyl, $-C_{1-6}$ alkyl-OH, $-C_{1-6}$ alkyl-SH, $-C_{1-6}$ alkyl- $C(=O)OH$, $-C_{1-6}$ alkyl- $C(=O)NH_2$, $-C_{1-6}$ alkyl- NH_2 , $-C_{1-6}$ alkyl- $N(H)C(=NH)NH_2$, $-C_{1-6}$ alkyl-(phenyl), $-C_{1-6}$ alkyl-(4-hydroxyphenyl), and $-C_{1-6}$ alkyl-(heteroaryl);

n is 1 or 2;

or a pharmaceutically acceptable salt, pharmaceutically acceptable solvate, or hydrate thereof.

[0079] In some embodiments is a compound of Formula (IV), wherein R_5 is independently selected from unsubstituted C_{1-6} alkyl, $-C_{1-6}$ alkyl-OH, $-C_{1-6}$ alkyl- $C(=O)OH$, $-C_{1-6}$ alkyl- $C(=O)NH_2$, $-C_{1-6}$ alkyl- $N(H)C(=NH)NH_2$, $-C_{1-6}$ alkyl-(phenyl), $-C_{1-6}$ alkyl-(4-hydroxyphenyl), and $-C_{1-6}$ alkyl-(heteroaryl). In some embodiments is a compound of Formula (IV), wherein R_5 is unsubstituted C_{1-6} alkyl. In some embodiments is a compound of Formula (IV), wherein R_5 is $-C_{1-6}$ alkyl-OH. In some embodiments is a compound of Formula (IV), wherein R_5 is $-C_{1-6}$ alkyl- $C(=O)OH$. In some embodiments is a compound of Formula (IV), wherein R_1 and R_2 are independently selected from hydrogen and unsubstituted C_{1-6} alkyl. In some embodiments is a compound of Formula (IV), wherein R_1 and R_2 are hydrogen. In some embodiments is a compound of Formula (IV), wherein n is 1. In some embodiments is a compound of Formula (IV), wherein n is 2.

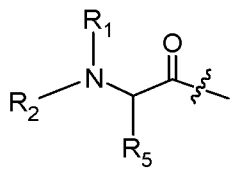
[0080] In some embodiments is a compound having the structure of Formula (IVa):



Formula (IVa);

wherein:

Y is a phenolic TRPV1 agonist, wherein the hydrogen atom of the phenolic hydroxyl group is



replaced by a covalent bond to

R₁ is independently selected from hydrogen, unsubstituted or substituted C₁₋₆alkyl, unsubstituted or substituted C₃₋₈cycloalkyl, and -C(=O)R₃;

R₂ is selected from hydrogen, unsubstituted or substituted C₁₋₆alkyl, unsubstituted or substituted C₃₋₈cycloalkyl, and -C(O)R₄;

R₃ is unsubstituted or substituted C₁₋₆alkyl;

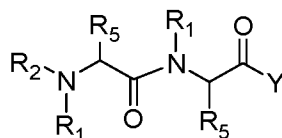
R₄ is unsubstituted or substituted C₁₋₆alkyl;

R₅ is selected from unsubstituted C₁₋₆alkyl, -C₁₋₆alkyl-OH, -C₁₋₆alkyl-SH, -C₁₋₆alkyl-C(=O)OH, -C₁₋₆alkyl-C(=O)NH₂, -C₁₋₆alkyl-NH₂, -C₁₋₆alkyl-N(H)C(=NH)NH₂, -C₁₋₆alkyl-(phenyl), -C₁₋₆alkyl-(4-hydroxyphenyl), and -C₁₋₆alkyl-(heteroaryl);

or a pharmaceutically acceptable salt, pharmaceutically acceptable solvate, or hydrate thereof.

[0081] In some embodiments is a compound of Formula (IVa), wherein R₅ is selected from unsubstituted C₁₋₆alkyl, -C₁₋₆alkyl-OH, -C₁₋₆alkyl-C(=O)OH, -C₁₋₆alkyl-C(=O)NH₂, -C₁₋₆alkyl-N(H)C(=NH)NH₂, -C₁₋₆alkyl-(phenyl), -C₁₋₆alkyl-(4-hydroxyphenyl), and -C₁₋₆alkyl-(heteroaryl). In some embodiments is a compound of Formula (IVa), wherein R₅ is unsubstituted C₁₋₆alkyl. In some embodiments is a compound of Formula (IVa), wherein R₅ is -C₁₋₆alkyl-OH. In some embodiments is a compound of Formula (IVa), wherein R₅ is -C₁₋₆alkyl-C(=O)OH. In some embodiments is a compound of Formula (IVa), wherein R₁ and R₂ are independently selected from hydrogen and unsubstituted C₁₋₆alkyl. In some embodiments is a compound of Formula (IVa), wherein R₁ and R₂ are hydrogen.

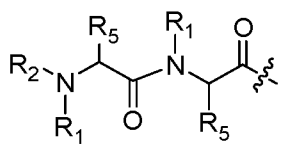
[0082] In some embodiments is a compound having the structure of Formula (IVb):



Formula (IVb);

wherein:

Y is a phenolic TRPV1 agonist, wherein the hydrogen atom of the phenolic hydroxyl group is



replaced by a covalent bond to

each R₁ is independently selected from hydrogen, unsubstituted or substituted C₁₋₆alkyl, unsubstituted or substituted C₃₋₈cycloalkyl, and -C(=O)R₃;

R₂ is selected from hydrogen, unsubstituted or substituted C₁₋₆alkyl, unsubstituted or substituted C₃₋₈cycloalkyl, and -C(O)R₄;

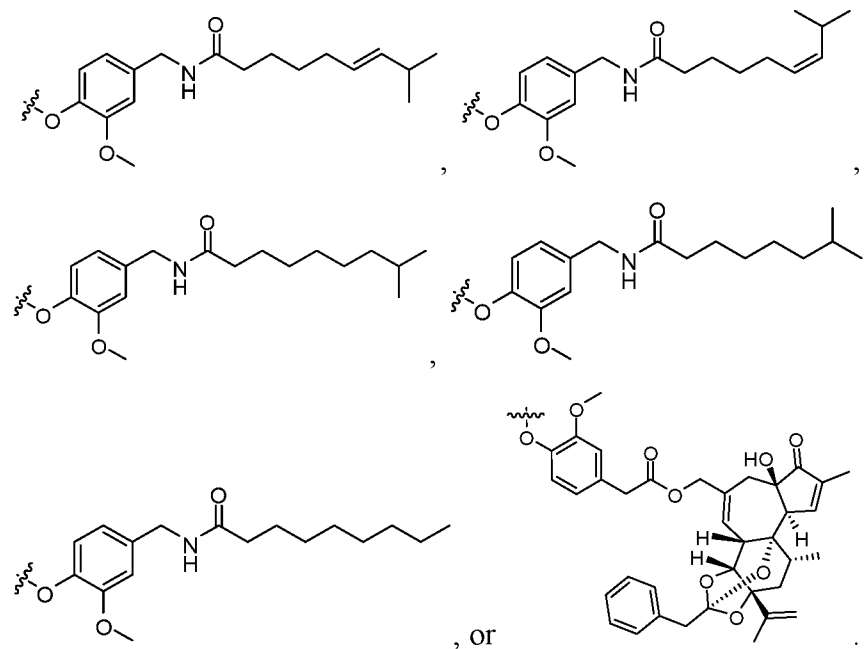
R₃ is unsubstituted or substituted C₁₋₆alkyl;

R₄ is unsubstituted or substituted C₁₋₆alkyl;

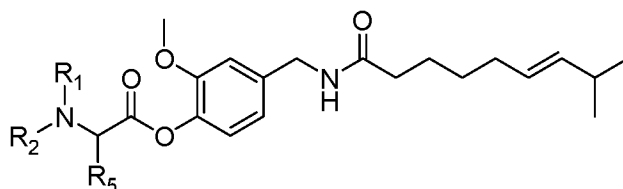
each R₅ is independently selected from unsubstituted C₁₋₆alkyl, -C₁₋₆alkyl-OH, -C₁₋₆alkyl-SH, -C₁₋₆alkyl-SCH₃, -C₁₋₆alkyl-C(=O)OH, -C₁₋₆alkyl-C(=O)NH₂, -C₁₋₆alkyl-NH₂, -C₁₋₆alkyl-N(H)C(=NH)NH₂, -C₁₋₆alkyl-(phenyl), -C₁₋₆alkyl-(4-hydroxyphenyl), and -C₁₋₆alkyl-(heteroaryl); or a pharmaceutically acceptable salt, pharmaceutically acceptable solvate, or hydrate thereof.

[0083] In some embodiments is a compound of Formula (IVb), wherein each R₅ is independently selected from unsubstituted C₁₋₆alkyl, -C₁₋₆alkyl-OH, -C₁₋₆alkyl-C(=O)OH, -C₁₋₆alkyl-C(=O)NH₂, -C₁₋₆alkyl-N(H)C(=NH)NH₂, -C₁₋₆alkyl-(phenyl), -C₁₋₆alkyl-(4-hydroxyphenyl), and -C₁₋₆alkyl-(heteroaryl). In some embodiments is a compound of Formula (IVb), wherein R₅ is unsubstituted C₁₋₆alkyl. In some embodiments is a compound of Formula (IVb), wherein R₅ is -C₁₋₆alkyl-OH. In some embodiments is a compound of Formula (IVb), wherein R₅ is -C₁₋₆alkyl-C(=O)OH. In some embodiments is a compound of Formula (IVb), wherein each R₁ and R₂ are independently selected from hydrogen and unsubstituted C₁₋₆alkyl. In some embodiments is a compound of Formula (IVb), wherein each R₁ and R₂ are hydrogen.

[0084] In some embodiments is a compound of Formula (IV), (IVa), or (IVb), wherein Y is



[0085] In some embodiments is a compound having the structure of Formula (IVaa):



Formula (IVaa);

wherein:

R_1 is selected from hydrogen, unsubstituted or substituted C_{1-6} alkyl, unsubstituted or substituted C_{3-8} cycloalkyl, and $-C(=O)R_3$;

R_2 is selected from hydrogen, unsubstituted or substituted C_{1-6} alkyl, unsubstituted or substituted C_{3-8} cycloalkyl, and $-C(O)R_4$;

R_3 is unsubstituted or substituted C_{1-6} alkyl;

R_4 is unsubstituted or substituted C_{1-6} alkyl;

R_5 is selected from unsubstituted C_{1-6} alkyl, $-C_{1-6}$ alkyl-OH, $-C_{1-6}$ alkyl-SH, $-C_{1-6}$ alkyl- $C(=O)OH$, $-C_{1-6}$ alkyl- $C(=O)NH_2$, $-C_{1-6}$ alkyl- NH_2 , $-C_{1-6}$ alkyl- $N(H)C(=NH)NH_2$, $-C_{1-6}$ alkyl-(phenyl), $-C_{1-6}$ alkyl-(4-hydroxyphenyl), and $-C_{1-6}$ alkyl-(heteroaryl);

or a pharmaceutically acceptable salt, pharmaceutically acceptable solvate, or hydrate thereof.

[0086] In some embodiments is a compound of Formula (IVaa), wherein R_5 is selected from unsubstituted C_{1-6} alkyl, $-C_{1-6}$ alkyl-OH, $-C_{1-6}$ alkyl- $C(=O)OH$, $-C_{1-6}$ alkyl- $C(=O)NH_2$, $-C_{1-6}$ alkyl- $N(H)C(=NH)NH_2$, $-C_{1-6}$ alkyl-(phenyl), $-C_{1-6}$ alkyl-(4-hydroxyphenyl), and $-C_{1-6}$ alkyl-(heteroaryl).

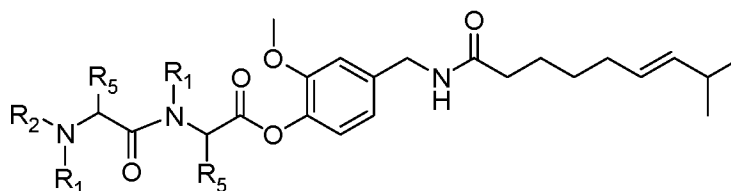
In some embodiments is a compound of Formula (IVaa), wherein R_5 is unsubstituted C_{1-6} alkyl.

In some embodiments is a compound of Formula (IVaa), wherein R_5 is $-C_{1-6}$ alkyl-OH.

In some embodiments is a compound of Formula (IVaa), wherein R_5 is $-C_{1-6}$ alkyl- $C(=O)OH$.

In some embodiments is a compound of Formula (IVaa), wherein R_1 and R_2 are independently selected from hydrogen and unsubstituted C_{1-6} alkyl. In some embodiments is a compound of Formula (IVaa), wherein R_1 and R_2 are hydrogen.

[0087] In some embodiments is a compound having the structure of Formula (IVbb):



Formula (IVbb);

wherein:

each R_1 is independently selected from hydrogen, unsubstituted or substituted C_{1-6} alkyl, unsubstituted or substituted C_{3-8} cycloalkyl, and $-C(=O)R_3$;

R_2 is selected from hydrogen, unsubstituted or substituted C_{1-6} alkyl, unsubstituted or substituted C_{3-8} cycloalkyl, and $-C(O)R_4$;

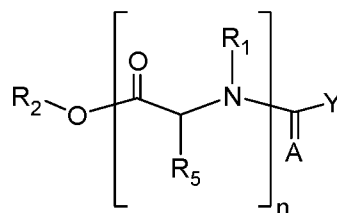
R_3 is unsubstituted or substituted C_{1-6} alkyl;

R_4 is unsubstituted or substituted C_{1-6} alkyl;

each R_5 is independently selected from unsubstituted C_{1-6} alkyl, $-C_{1-6}$ alkyl-OH, $-C_{1-6}$ alkyl-SH, $-C_{1-6}$ alkyl-SCH₃, $-C_{1-6}$ alkyl-C(=O)OH, $-C_{1-6}$ alkyl-C(=O)NH₂, $-C_{1-6}$ alkyl-NH₂, $-C_{1-6}$ alkyl-N(H)C(=NH)NH₂, $-C_{1-6}$ alkyl-(phenyl), $-C_{1-6}$ alkyl-(4-hydroxyphenyl), and $-C_{1-6}$ alkyl-(heteroaryl); or a pharmaceutically acceptable salt, pharmaceutically acceptable solvate, or hydrate thereof.

[0088] In some embodiments is a compound of Formula (IVbb), wherein each R_5 is independently selected from unsubstituted C_{1-6} alkyl, $-C_{1-6}$ alkyl-OH, $-C_{1-6}$ alkyl-C(=O)OH, $-C_{1-6}$ alkyl-C(=O)NH₂, $-C_{1-6}$ alkyl-N(H)C(=NH)NH₂, $-C_{1-6}$ alkyl-(phenyl), $-C_{1-6}$ alkyl-(4-hydroxyphenyl), and $-C_{1-6}$ alkyl-(heteroaryl). In some embodiments is a compound of Formula (IVbb), wherein R_5 is unsubstituted C_{1-6} alkyl. In some embodiments is a compound of Formula (IVbb), wherein R_5 is $-C_{1-6}$ alkyl-OH. In some embodiments is a compound of Formula (IVbb), wherein R_5 is $-C_{1-6}$ alkyl-C(=O)OH. In some embodiments is a compound of Formula (IVbb), wherein each R_1 and R_2 are independently selected from hydrogen and unsubstituted C_{1-6} alkyl. In some embodiments is a compound of Formula (IVbb), wherein each R_1 and R_2 are hydrogen.

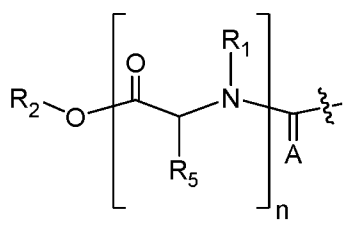
[0089] In another aspect, described herein is a compound having the structure of Formula (V):



Formula (V);

wherein:

Y is a phenolic TRPV1 agonist, wherein the hydrogen atom of the phenolic hydroxyl group is



replaced by a covalent bond to

A is O or S;

each R_1 is independently selected from hydrogen, unsubstituted or substituted C_{1-6} alkyl, and unsubstituted or substituted C_{3-8} cycloalkyl;

R_2 is selected from hydrogen, unsubstituted or substituted C_{1-6} alkyl, and unsubstituted or substituted C_{3-8} cycloalkyl;

each R_5 is independently selected from unsubstituted C_{1-6} alkyl, $-C_{1-6}$ alkyl-OH, $-C_{1-6}$ alkyl-SH, $-C_{1-6}$ alkyl-SCH₃, $-C_{1-6}$ alkyl-C(=O)OH, $-C_{1-6}$ alkyl-C(=O)NH₂, $-C_{1-6}$ alkyl-NH₂, $-C_{1-6}$ alkyl-

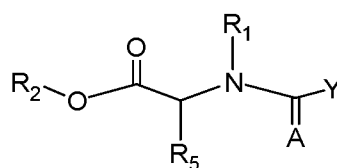
N(H)C(=NH)NH₂, -C₁₋₆alkyl-(phenyl), -C₁₋₆alkyl-(4-hydroxyphenyl), and -C₁₋₆alkyl-(heteroaryl); and

n is 1 or 2;

or a pharmaceutically acceptable salt, pharmaceutically acceptable solvate, or hydrate thereof.

[0090] In some embodiments is a compound of Formula (V), wherein A is O. In some embodiments is a compound of Formula (V), wherein A is S. In some embodiments is a compound of Formula (V), wherein R₅ is independently selected from unsubstituted C₁₋₆alkyl, -C₁₋₆alkyl-OH, -C₁₋₆alkyl-C(=O)OH, -C₁₋₆alkyl-C(=O)NH₂, -C₁₋₆alkyl-N(H)C(=NH)NH₂, -C₁₋₆alkyl-(phenyl), -C₁₋₆alkyl-(4-hydroxyphenyl), and -C₁₋₆alkyl-(heteroaryl). In some embodiments is a compound of Formula (V), wherein R₅ is unsubstituted C₁₋₆alkyl. In some embodiments is a compound of Formula (V), wherein R₅ is -C₁₋₆alkyl-OH. In some embodiments is a compound of Formula (V), wherein R₅ is -C₁₋₆alkyl-C(=O)OH. In some embodiments is a compound of Formula (V), wherein R₁ and R₂ are independently selected from hydrogen and unsubstituted C₁₋₆alkyl. In some embodiments is a compound of Formula (V), wherein R₁ and R₂ are hydrogen. In some embodiments is a compound of Formula (V), wherein n is 1. In some embodiments is a compound of Formula (V), wherein n is 2.

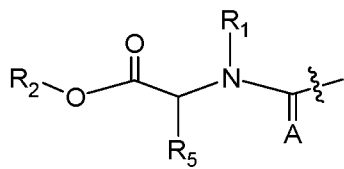
[0091] In some embodiments is a compound having the structure of Formula (Va):



Formula (Va);

wherein:

Y is a phenolic TRPV1 agonist, wherein the hydrogen atom of the phenolic hydroxyl group is



replaced by a covalent bond to

A is O or S;

R₁ is selected from hydrogen, unsubstituted or substituted C₁₋₆alkyl, and unsubstituted or substituted C₃₋₈cycloalkyl;

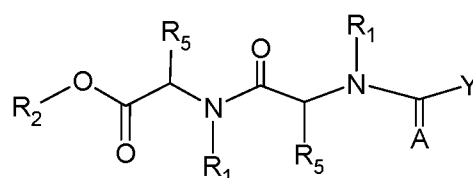
R₂ is selected from hydrogen, unsubstituted or substituted C₁₋₆alkyl, and unsubstituted or substituted C₃₋₈cycloalkyl;

R₅ is selected from unsubstituted C₁₋₆alkyl, -C₁₋₆alkyl-OH, -C₁₋₆alkyl-SH, -C₁₋₆alkyl-SCH₃, -C₁₋₆alkyl-C(=O)OH, -C₁₋₆alkyl-C(=O)NH₂, -C₁₋₆alkyl-NH₂, -C₁₋₆alkyl-N(H)C(=NH)NH₂, -C₁₋₆alkyl-(phenyl), -C₁₋₆alkyl-(4-hydroxyphenyl), and -C₁₋₆alkyl-(heteroaryl);

or a pharmaceutically acceptable salt, pharmaceutically acceptable solvate, or hydrate thereof.

[0092] In some embodiments is a compound of Formula (Va), wherein A is O. In some embodiments is a compound of Formula (Va), wherein A is S. In some embodiments is a compound of Formula (Va), wherein R₅ is selected from unsubstituted C₁₋₆alkyl, -C₁₋₆alkyl-OH, -C₁₋₆alkyl-C(=O)OH, -C₁₋₆alkyl-C(=O)NH₂, -C₁₋₆alkyl-N(H)C(=NH)NH₂, -C₁₋₆alkyl-(phenyl), -C₁₋₆alkyl-(4-hydroxyphenyl), and -C₁₋₆alkyl-(heteroaryl). In some embodiments is a compound of Formula (Va), wherein R₅ is unsubstituted C₁₋₆alkyl. In some embodiments is a compound of Formula (Va), wherein R₅ is -C₁₋₆alkyl-OH. In some embodiments is a compound of Formula (Va), wherein R₅ is -C₁₋₆alkyl-C(=O)OH. In some embodiments is a compound of Formula (Va), wherein R₁ and R₂ are independently selected from hydrogen and unsubstituted C₁₋₆alkyl. In some embodiments is a compound of Formula (Va), wherein R₁ and R₂ are hydrogen.

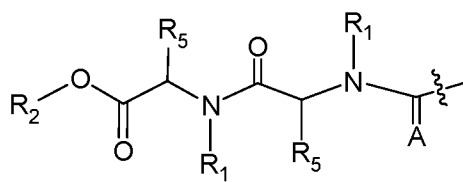
[0093] In some embodiments is a compound having the structure of Formula (Vb):



Formula (Vb);

wherein:

Y is a phenolic TRPV1 agonist, wherein the hydrogen atom of the phenolic hydroxyl group is



replaced by a covalent bond to

A is O or S;

each R₁ is independently selected from hydrogen, unsubstituted or substituted C₁₋₆alkyl, and unsubstituted or substituted C₃₋₈cycloalkyl;

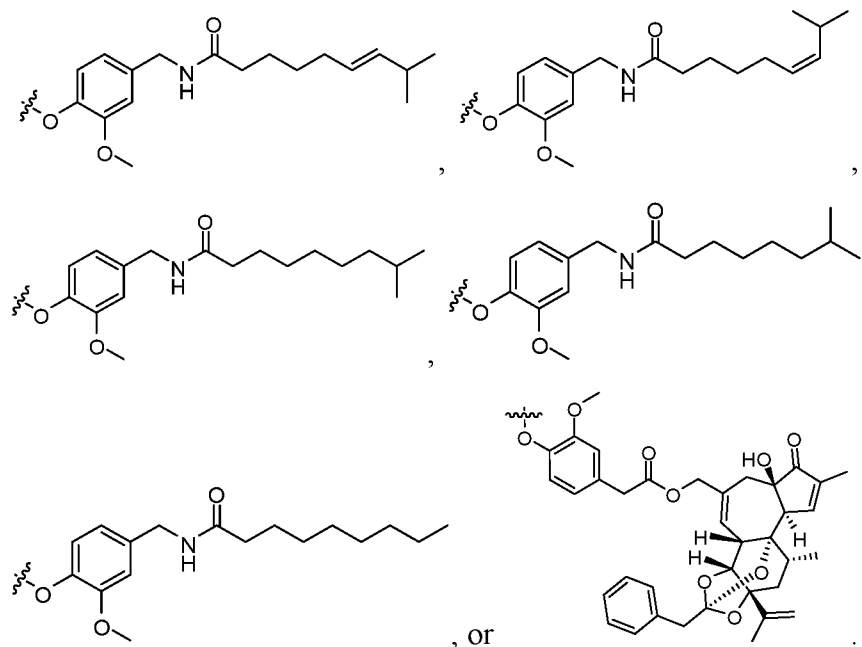
R₂ is selected from hydrogen, unsubstituted or substituted C₁₋₆alkyl, and unsubstituted or substituted C₃₋₈cycloalkyl;

each R₅ is independently selected from unsubstituted C₁₋₆alkyl, -C₁₋₆alkyl-OH, -C₁₋₆alkyl-SH, -C₁₋₆alkyl-SCH₃, -C₁₋₆alkyl-C(=O)OH, -C₁₋₆alkyl-C(=O)NH₂, -C₁₋₆alkyl-NH₂, -C₁₋₆alkyl-N(H)C(=NH)NH₂, -C₁₋₆alkyl-(phenyl), -C₁₋₆alkyl-(4-hydroxyphenyl), and -C₁₋₆alkyl-(heteroaryl); or a pharmaceutically acceptable salt, pharmaceutically acceptable solvate, or hydrate thereof.

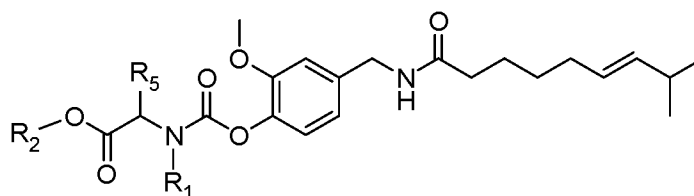
[0094] In some embodiments is a compound of Formula (Vb), wherein A is O. In some embodiments is a compound of Formula (Vb), wherein A is S. In some embodiments is a compound of Formula (Vb), wherein each R₅ is independently selected from unsubstituted C₁₋₆alkyl, -C₁₋₆alkyl-OH, -C₁₋₆alkyl-C(=O)OH, -C₁₋₆alkyl-C(=O)NH₂, -C₁₋₆alkyl-N(H)C(=NH)NH₂,

-C₁₋₆alkyl-(phenyl), -C₁₋₆alkyl-(4-hydroxyphenyl), and -C₁₋₆alkyl-(heteroaryl). In some embodiments is a compound of Formula (Vb), wherein R₅ is unsubstituted C₁₋₆alkyl. In some embodiments is a compound of Formula (Vb), wherein R₅ is -C₁₋₆alkyl-OH. In some embodiments is a compound of Formula (Vb), wherein R₅ is -C₁₋₆alkyl-C(=O)OH. In some embodiments is a compound of Formula (Vb), wherein each R₁ and R₂ are independently selected from hydrogen and unsubstituted C₁₋₆alkyl. In some embodiments is a compound of Formula (Vb), wherein each R₁ and R₂ are hydrogen.

[0095] In some embodiments is a compound of Formula (V), (Va), or (Vb), wherein Y is



[0096] In some embodiments is a compound having the structure of Formula (Vaa):



Formula (Vaa);

wherein:

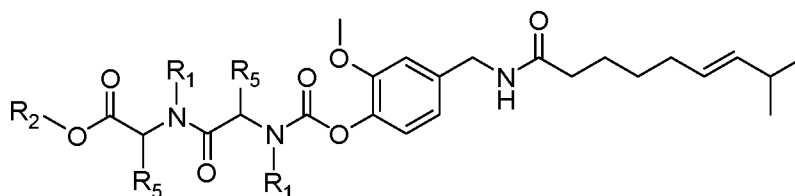
R₁ is selected from hydrogen, unsubstituted or substituted C₁₋₆alkyl, and unsubstituted or substituted C₃₋₈cycloalkyl;

R₂ is selected from hydrogen, unsubstituted or substituted C₁₋₆alkyl, and unsubstituted or substituted C₃₋₈cycloalkyl;

R₅ is selected from unsubstituted C₁₋₆alkyl, -C₁₋₆alkyl-OH, -C₁₋₆alkyl-SH, -C₁₋₆alkyl-SCH₃, -C₁₋₆alkyl-C(=O)OH, -C₁₋₆alkyl-C(=O)NH₂, -C₁₋₆alkyl-NH₂, -C₁₋₆alkyl-N(H)C(=NH)NH₂, -C₁₋₆alkyl-(phenyl), -C₁₋₆alkyl-(4-hydroxyphenyl), and -C₁₋₆alkyl-(heteroaryl);
or a pharmaceutically acceptable salt, pharmaceutically acceptable solvate, or hydrate thereof.

[0097] In some embodiments is a compound of Formula (Vaa), wherein R_5 is selected from unsubstituted C_{1-6} alkyl, $-C_{1-6}$ alkyl-OH, $-C_{1-6}$ alkyl-C(=O)OH, $-C_{1-6}$ alkyl-C(=O)NH₂, $-C_{1-6}$ alkyl-N(H)C(=NH)NH₂, $-C_{1-6}$ alkyl-(phenyl), $-C_{1-6}$ alkyl-(4-hydroxyphenyl), and $-C_{1-6}$ alkyl-(heteroaryl). In some embodiments is a compound of Formula (Vaa), wherein R_5 is unsubstituted C_{1-6} alkyl. In some embodiments is a compound of Formula (Vaa), wherein R_5 is $-C_{1-6}$ alkyl-OH. In some embodiments is a compound of Formula (Vaa), wherein R_5 is $-C_{1-6}$ alkyl-C(=O)OH. In some embodiments is a compound of Formula (Vaa), wherein R_1 and R_2 are independently selected from hydrogen and unsubstituted C_{1-6} alkyl. In some embodiments is a compound of Formula (Vaa), wherein R_1 and R_2 are hydrogen.

[0098] In some embodiments is a compound having the structure of Formula (Vbb):



Formula (Vbb);

wherein:

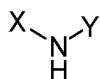
each R_1 is independently selected from hydrogen, unsubstituted or substituted C_{1-6} alkyl, and unsubstituted or substituted C_{3-8} cycloalkyl;

R_2 is selected from hydrogen, unsubstituted or substituted C_{1-6} alkyl, and unsubstituted or substituted C_{3-8} cycloalkyl;

each R_5 is independently selected from unsubstituted C_{1-6} alkyl, $-C_{1-6}$ alkyl-OH, $-C_{1-6}$ alkyl-SH, $-C_{1-6}$ alkyl-SCH₃, $-C_{1-6}$ alkyl-C(=O)OH, $-C_{1-6}$ alkyl-C(=O)NH₂, $-C_{1-6}$ alkyl-NH₂, $-C_{1-6}$ alkyl-N(H)C(=NH)NH₂, $-C_{1-6}$ alkyl-(phenyl), $-C_{1-6}$ alkyl-(4-hydroxyphenyl), and $-C_{1-6}$ alkyl-(heteroaryl); or a pharmaceutically acceptable salt, pharmaceutically acceptable solvate, or hydrate thereof.

[0099] In some embodiments is a compound of Formula (Vbb), wherein each R_5 is independently selected from unsubstituted C_{1-6} alkyl, $-C_{1-6}$ alkyl-OH, $-C_{1-6}$ alkyl-C(=O)OH, $-C_{1-6}$ alkyl-C(=O)NH₂, $-C_{1-6}$ alkyl-N(H)C(=NH)NH₂, $-C_{1-6}$ alkyl-(phenyl), $-C_{1-6}$ alkyl-(4-hydroxyphenyl), and $-C_{1-6}$ alkyl-(heteroaryl). In some embodiments is a compound of Formula (Vbb), wherein R_5 is unsubstituted C_{1-6} alkyl. In some embodiments is a compound of Formula (Vbb), wherein R_5 is $-C_{1-6}$ alkyl-OH. In some embodiments is a compound of Formula (Vbb), wherein R_5 is $-C_{1-6}$ alkyl-C(=O)OH. In some embodiments is a compound of Formula (Vbb), wherein each R_1 and R_2 are independently selected from hydrogen and unsubstituted C_{1-6} alkyl. In some embodiments is a compound of Formula (Vbb), wherein each R_1 and R_2 are hydrogen.

[00100] In another aspect, described herein is a compound having the structure of Formula (VI):



Formula (VI);

wherein:

Y is a phenolic TRPV1 agonist, wherein the hydrogen atom of the phenolic hydroxyl group is

replaced by a covalent bond to $\begin{array}{c} \text{X} \quad \text{z} \\ \diagdown \quad \diagup \\ \text{N} \\ | \\ \text{H} \end{array}$;

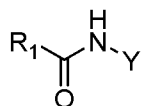
X is -P(O)(OH)₂, -S(O)₂OH, or -C(=O)R₁;

R₁ is selected from hydrogen, unsubstituted or substituted C₁₋₆alkyl, unsubstituted or substituted C₃₋₈cycloalkyl, aryl, heteroaryl, PEG, and -CH(NH₂)R₅; and

R₅ is hydrogen, unsubstituted C₁₋₆alkyl, -C₁₋₆alkyl-OH, -C₁₋₆alkyl-SH, -C₁₋₆alkyl-SCH₃, -C₁₋₆alkyl-C(=O)OH, -C₁₋₆alkyl-C(=O)NH₂, -C₁₋₆alkyl-NH₂, -C₁₋₆alkyl-N(H)C(=NH)NH₂, -C₁₋₆alkyl-(phenyl), -C₁₋₆alkyl-(4-hydroxyphenyl), or -C₁₋₆alkyl-(heteroaryl);
or a pharmaceutically acceptable salt, pharmaceutically acceptable solvate, or hydrate thereof.

[00101] In some embodiments is a compound of Formula (VI), wherein X is -P(O)(OH)₂. In some embodiments is a compound of Formula (VI), wherein X is -S(O)₂OH. In some embodiments is a compound of Formula (VI), wherein X is -C(=O)CH(NH₂)R₅. In some embodiments is a compound of Formula (VI), wherein X is -C(=O)R₁ and R₁ is hydrogen. In some embodiments is a compound of Formula (VI), wherein X is -C(=O)R₁ and R₁ is unsubstituted or substituted C₁₋₆alkyl. In some embodiments is a compound of Formula (VI), wherein X is -C(=O)R₁ and R₁ is hydrogen. In some embodiments is a compound of Formula (VI), wherein X is -C(=O)R₁ and R₁ is PEG.

[00102] In some embodiments is a compound having the structure of Formula (VIa):



Formula (VIa);

wherein:

Y is a phenolic TRPV1 agonist, wherein the hydrogen atom of the phenolic hydroxyl group is

replaced by a covalent bond to $\begin{array}{c} \text{H} \\ | \\ \text{R}_1-\text{C}-\text{N}-\text{z} \\ || \\ \text{O} \end{array}$;

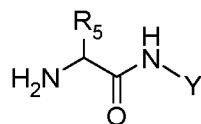
R₁ is selected from hydrogen, unsubstituted or substituted C₁₋₆alkyl, unsubstituted or substituted C₃₋₈cycloalkyl, aryl, heteroaryl, and PEG;

or a pharmaceutically acceptable salt, pharmaceutically acceptable solvate, or hydrate thereof.

[00103] In some embodiments is a compound of Formula (VIa), wherein R₁ is unsubstituted or substituted C₁₋₆alkyl. In some embodiments is a compound of Formula (VIa), wherein X is -

C(=O)R₁ and R₁ is phenyl. In some embodiments is a compound of Formula (VIa), wherein X is -C(=O)R₁ and R₁ is heteroaryl. In some embodiments is a compound of Formula (VIa), wherein R₁ is PEG.

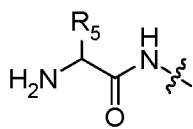
[00104] In some embodiments is a compound having the structure of Formula (VIb):



Formula (VIb);

wherein:

Y is a phenolic TRPV1 agonist, wherein the hydrogen atom of the phenolic hydroxyl group is



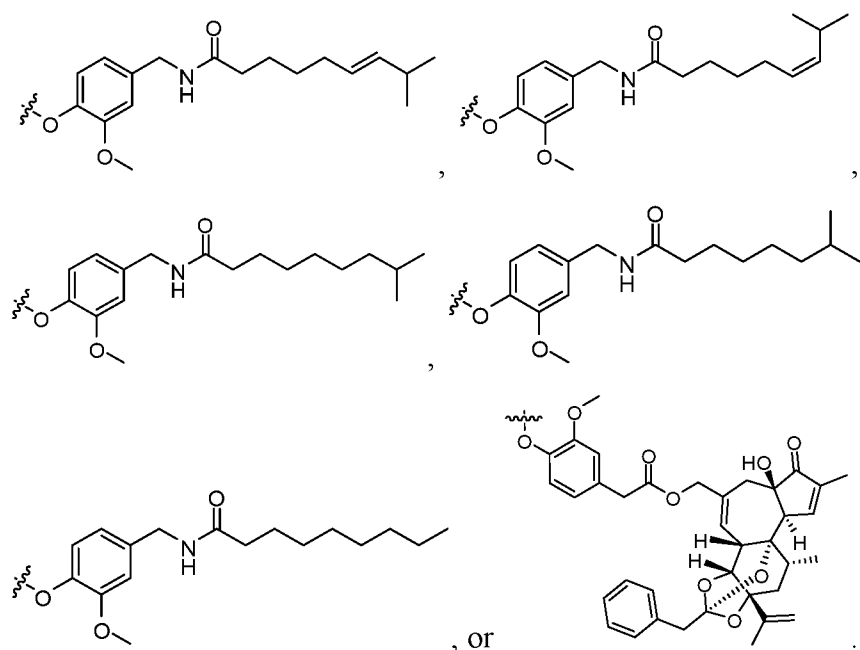
replaced by a covalent bond to

R₅ is selected from unsubstituted C₁₋₆alkyl, -C₁₋₆alkyl-OH, -C₁₋₆alkyl-SH, -C₁₋₆alkyl-SCH₃, -C₁₋₆alkyl-C(=O)OH, -C₁₋₆alkyl-C(=O)NH₂, -C₁₋₆alkyl-NH₂, -C₁₋₆alkyl-N(H)C(=NH)NH₂, -C₁₋₆alkyl-(phenyl), -C₁₋₆alkyl-(4-hydroxyphenyl), and -C₁₋₆alkyl-(heteroaryl);

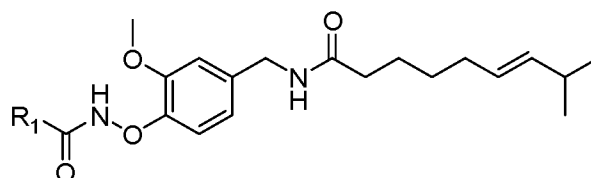
or a pharmaceutically acceptable salt, pharmaceutically acceptable solvate, or hydrate thereof.

[00105] In some embodiments is a compound of Formula (VIb), wherein each R₅ is independently selected from unsubstituted C₁₋₆alkyl, -C₁₋₆alkyl-OH, -C₁₋₆alkyl-C(=O)OH, -C₁₋₆alkyl-C(=O)NH₂, -C₁₋₆alkyl-N(H)C(=NH)NH₂, -C₁₋₆alkyl-(phenyl), -C₁₋₆alkyl-(4-hydroxyphenyl), and -C₁₋₆alkyl-(heteroaryl). In some embodiments is a compound of Formula (VIb), wherein R₅ is unsubstituted C₁₋₆alkyl. In some embodiments is a compound of Formula (VIb), wherein R₅ is -C₁₋₆alkyl-OH. In some embodiments is a compound of Formula (VIb), wherein R₅ is -C₁₋₆alkyl-C(=O)OH. In some embodiments is a compound of Formula (VIb), wherein R₅ is -C₁₋₆alkyl-(phenyl). In some embodiments is a compound of Formula (VIb), wherein R₅ is -C₁₋₆alkyl-(heteroaryl).

[00106] In some embodiments is a compound of Formula (VI), (VIa), or (VIb), wherein Y is



[00107] In some embodiments is a compound having the structure of Formula (VIa):



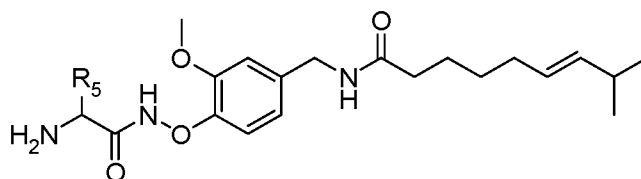
Formula (VIa);

wherein:

R₁ is selected from hydrogen, unsubstituted or substituted C₁₋₆alkyl, unsubstituted or substituted C₃₋₈cycloalkyl, aryl, heteroaryl, and PEG;
or a pharmaceutically acceptable salt, pharmaceutically acceptable solvate, or hydrate thereof.

[00108] In some embodiments is a compound of Formula (VIa), wherein R₁ is unsubstituted or substituted C₁₋₆alkyl. In some embodiments is a compound of Formula (VIa), wherein R₁ is phenyl. In some embodiments is a compound of Formula (VIa), wherein R₁ is heteroaryl. In some embodiments is a compound of Formula (VIa), wherein R₁ is PEG.

[00109] In some embodiments is a compound having the structure of Formula (VIb):



Formula (VIb);

wherein:

R₅ is selected from unsubstituted C₁₋₆alkyl, -C₁₋₆alkyl-OH, -C₁₋₆alkyl-SH, -C₁₋₆alkyl-SCH₃, -C₁₋₆alkyl-C(=O)OH, -C₁₋₆alkyl-C(=O)NH₂, -C₁₋₆alkyl-NH₂, -C₁₋₆alkyl-N(H)C(=NH)NH₂, -C₁₋₆alkyl-(phenyl), -C₁₋₆alkyl-(4-hydroxyphenyl), and -C₁₋₆alkyl-(heteroaryl);

or a pharmaceutically acceptable salt, pharmaceutically acceptable solvate, or hydrate thereof.

[00110] In some embodiments is a compound of Formula (VIbb), wherein R_5 is selected from unsubstituted C_{1-6} alkyl, $-C_{1-6}$ alkyl-OH, $-C_{1-6}$ alkyl-C(=O)OH, $-C_{1-6}$ alkyl-C(=O)NH₂, $-C_{1-6}$ alkyl-N(H)C(=NH)NH₂, $-C_{1-6}$ alkyl-(phenyl), $-C_{1-6}$ alkyl-(4-hydroxyphenyl), and $-C_{1-6}$ alkyl-(heteroaryl).

In some embodiments is a compound of Formula (VIbb), wherein R_5 is unsubstituted C_{1-6} alkyl.

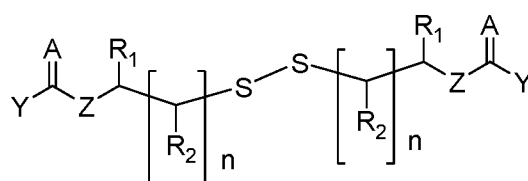
In some embodiments is a compound of Formula (VIbb), wherein R_5 is $-C_{1-6}$ alkyl-OH. In some

embodiments is a compound of Formula (VIbb), wherein R_5 is $-C_{1-6}$ alkyl-C(=O)OH. In some

embodiments is a compound of Formula (VIbb), wherein R_5 is $-C_{1-6}$ alkyl-(phenyl). In some

embodiments is a compound of Formula (VIbb), wherein R_5 is $-C_{1-6}$ alkyl-(heteroaryl).

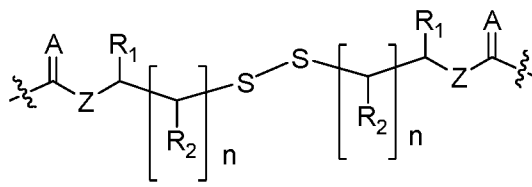
[00111] In another aspect, described herein is a compound having the structure of Formula (VII):



Formula (VII);

wherein:

Y is a phenolic TRPV1 agonist, wherein the hydrogen atom of the phenolic hydroxyl group is



replaced by a covalent bond to

each A is independently O or S;

each Z is independently -O- or -N(R₃)-;

each R₁ and R₂ are independently selected from hydrogen, unsubstituted or substituted C_{1-6} alkyl, unsubstituted or substituted C_{3-8} cycloalkyl, $-C(=O)OR_4$, and $-C(=O)NR_4R_5$;

each R₃ is independently selected from hydrogen, unsubstituted or substituted C_{1-6} alkyl, and unsubstituted or substituted C_{3-8} cycloalkyl;

each R₄ and R₅ are independently unsubstituted or substituted C_{1-6} alkyl;

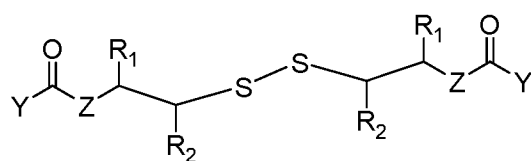
each n is independently 1, 2, 3, 4, or 5;

or a pharmaceutically acceptable salt, pharmaceutically acceptable solvate, or hydrate thereof.

[00112] In some embodiments is a compound of Formula (VII), wherein each A is O. In some embodiments is a compound of Formula (VII), wherein each A is S. In some embodiments is a compound of Formula (VII), wherein each Z is -O-. In some embodiments is a compound of Formula (VII), wherein each Z is -N(R₃)-. In some embodiments is a compound of Formula (VII), wherein each Z is -N(R₃)- and R₃ is hydrogen or unsubstituted C_{1-6} alkyl. In some

embodiments is a compound of Formula (VII), wherein each Z is -N(R₃)- and R₃ is unsubstituted C₁₋₆alkyl. In some embodiments is a compound of Formula (VII), wherein each Z is -N(H)-. In some embodiments is a compound of Formula (VII), wherein each R₁ and R₂ are independently selected from hydrogen, and unsubstituted or substituted C₁₋₆alkyl. In some embodiments is a compound of Formula (VII), wherein n is 1. In some embodiments is a compound of Formula (VII), wherein n is 2.

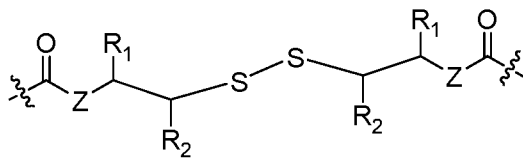
[00113] In some embodiments is a compound having the structure of Formula (VIIa):



Formula (VIIa);

wherein:

Y is a phenolic TRPV1 agonist, wherein the hydrogen atom of the phenolic hydroxyl group is



replaced by a covalent bond to

each Z is independently -O- or -N(R₃)-;

each R₁ and R₂ are independently selected from hydrogen, unsubstituted or substituted C₁₋₆alkyl, unsubstituted or substituted C₃₋₈cycloalkyl, -C(=O)OR₄, and -C(=O)NR₄R₅;

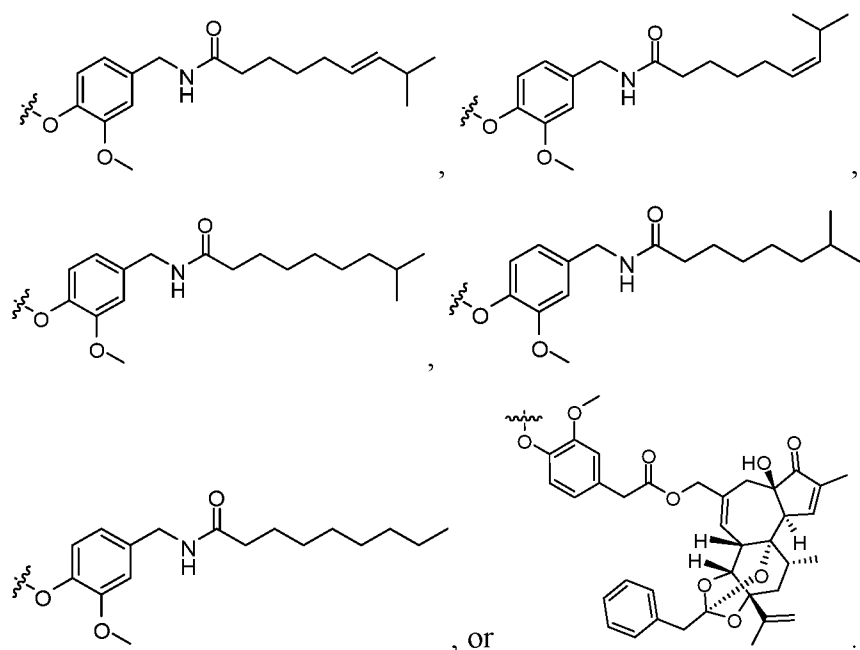
each R₃ is independently selected from hydrogen, unsubstituted or substituted C₁₋₆alkyl, and unsubstituted or substituted C₃₋₈cycloalkyl;

each R₄ and R₅ are independently unsubstituted or substituted C₁₋₆alkyl;

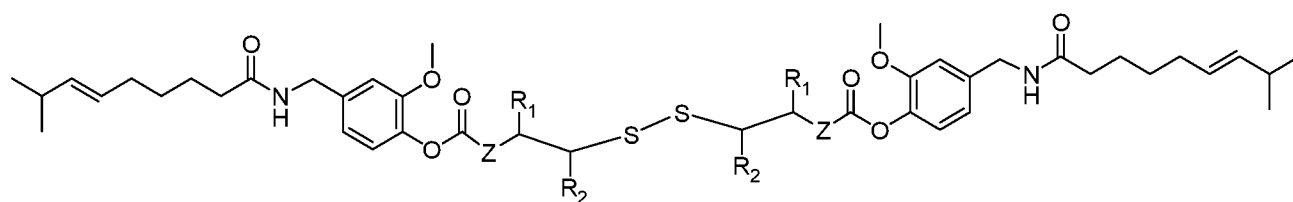
or a pharmaceutically acceptable salt, pharmaceutically acceptable solvate, or hydrate thereof.

[00114] In some embodiments is a compound of Formula (VIIa), wherein each Z is -O-. In some embodiments is a compound of Formula (VIIa), wherein each Z is -N(R₃)-. In some embodiments is a compound of Formula (VIIa), wherein each Z is -N(R₃)- and R₃ is hydrogen or unsubstituted C₁₋₆alkyl. In some embodiments is a compound of Formula (VIIa), wherein each Z is -N(R₃)- and R₃ is unsubstituted C₁₋₆alkyl. In some embodiments is a compound of Formula (VIIa), wherein each Z is -N(H)-. In some embodiments is a compound of Formula (VIIa), wherein each R₁ and R₂ are independently selected from hydrogen, and unsubstituted or substituted C₁₋₆alkyl. In some embodiments is a compound of Formula (VIIa), wherein each R₁ is hydrogen and each R₂ is substituted C₁₋₆alkyl. In some embodiments is a compound of Formula (VIIa), wherein each R₁ is substituted C₁₋₆alkyl and each R₂ is hydrogen.

[00115] In some embodiments is a compound of Formula (VII) or (VIIa), wherein Y is



[00116] In some embodiments is a compound having the structure of Formula (VIIaa):



Formula (VIIaa);

wherein:

each Z is independently -O- or -N(R₃)-;

each R₁ and R₂ are independently selected from hydrogen, unsubstituted or substituted C₁₋₆alkyl, unsubstituted or substituted C₃₋₈cycloalkyl, -C(=O)OR₄, and -C(=O)NR₄R₅;

each R₃ is independently selected from hydrogen, unsubstituted or substituted C₁₋₆alkyl, and unsubstituted or substituted C₃₋₈cycloalkyl;

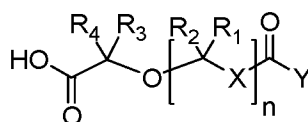
each R₄ and R₅ are independently unsubstituted or substituted C₁₋₆alkyl;

or a pharmaceutically acceptable salt, pharmaceutically acceptable solvate, or hydrate thereof.

[00117] In some embodiments is a compound of Formula (VIIaa), wherein each Z is -O-. In some embodiments is a compound of Formula (VIIaa), wherein each Z is -N(R₃)-. In some embodiments is a compound of Formula (VIIaa), wherein each Z is -N(R₃)- and R₃ is hydrogen or unsubstituted C₁₋₆alkyl. In some embodiments is a compound of Formula (VIIaa), wherein each Z is -N(R₃)- and R₃ is unsubstituted C₁₋₆alkyl. In some embodiments is a compound of Formula (VIIaa), wherein each Z is -N(H)-. In some embodiments is a compound of Formula (VIIaa), wherein each R₁ and R₂ are independently selected from hydrogen, and unsubstituted or

substituted C₁₋₆alkyl. In some embodiments is a compound of Formula (VIIaa), wherein each R₁ is hydrogen and each R₂ is substituted C₁₋₆alkyl. In some embodiments is a compound of Formula (VIIaa), wherein each R₁ is substituted C₁₋₆alkyl and each R₂ is hydrogen.

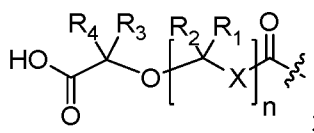
[00118] In another aspect, described herein is a compound having the structure of Formula (VIII):



Formula (VIII);

wherein:

Y is a phenolic TRPV1 agonist, wherein the hydrogen atom of the phenolic hydroxyl group is



replaced by a covalent bond to

X is -O- or -N(R₅)-;

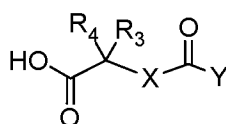
R₁, R₂, R₃, R₄, and R₅ are independently selected from hydrogen, unsubstituted or substituted C₁₋₆alkyl, unsubstituted or substituted C₃₋₈cycloalkyl, and unsubstituted or substituted C₂₋₈heterocycloalkyl;

n is 0 or 1;

or a pharmaceutically acceptable salt, pharmaceutically acceptable solvate, or hydrate thereof.

[00119] In some embodiments is a compound of Formula (VIII), wherein R₃ and R₄ are hydrogen or unsubstituted or substituted C₁₋₆alkyl. In some embodiments is a compound of Formula (VIII), wherein R₃ and R₄ are hydrogen. In some embodiments is a compound of Formula (VIII), wherein n is 1. In some embodiments is a compound of Formula (VIII), wherein X is -O-. In some embodiments is a compound of Formula (VIII), wherein X is -N(R₅)-. In some embodiments is a compound of Formula (VIII), wherein X is -NH-. In some embodiments is a compound of Formula (VIII), wherein R₁ and R₂ are independently selected from hydrogen and unsubstituted or substituted C₁₋₆alkyl. In some embodiments is a compound of Formula (VIII), wherein R₁ and R₂ are independently selected from hydrogen and unsubstituted C₁₋₆alkyl. In some embodiments is a compound of Formula (VIII), wherein R₁ and R₂ are hydrogen. In some embodiments is a compound of Formula (VIII), wherein n is 0.

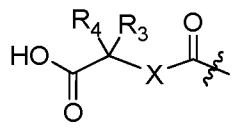
[00120] In some embodiments is a compound having the structure of Formula (VIIIa):



Formula (VIIIa);

wherein:

Y is a phenolic TRPV1 agonist, wherein the hydrogen atom of the phenolic hydroxyl group is



replaced by a covalent bond to

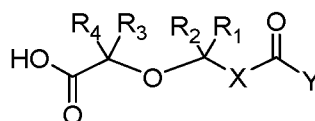
X is -O- or -N(R₅)-;

R₃, R₄, and R₅ are independently selected from hydrogen, unsubstituted or substituted C₁₋₆alkyl, unsubstituted or substituted C₃₋₈cycloalkyl, and unsubstituted or substituted C₂₋₈heterocycloalkyl;

or a pharmaceutically acceptable salt, pharmaceutically acceptable solvate, or hydrate thereof.

[00121] In some embodiments is a compound of Formula (VIIIa), wherein R₃ and R₄ are hydrogen or unsubstituted or substituted C₁₋₆alkyl. In some embodiments is a compound of Formula (VIIIa), wherein R₃ and R₄ are hydrogen. In some embodiments is a compound of Formula (VIIIa), wherein X is -O-. In some embodiments is a compound of Formula (VIIIa), wherein X is -N(R₅)-. In some embodiments is a compound of Formula (VIIIa), wherein X is -NH-.

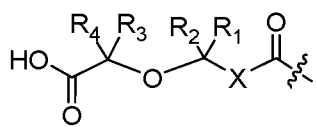
[00122] In some embodiments is a compound having the structure of Formula (VIIIb):



Formula (VIIIb);

wherein:

Y is a phenolic TRPV1 agonist, wherein the hydrogen atom of the phenolic hydroxyl group is



replaced by a covalent bond to

X is -O- or -N(R₅)-;

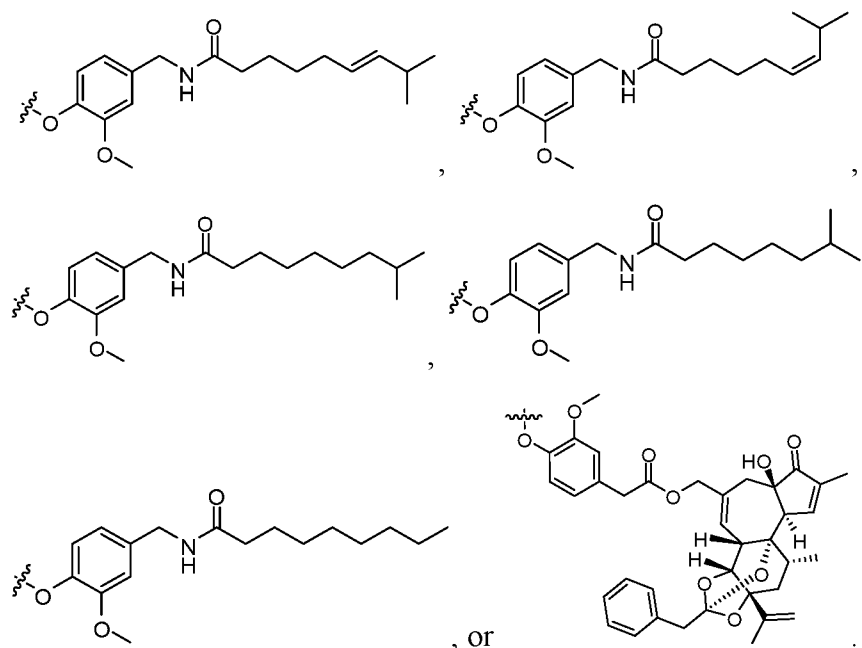
R₁, R₂, R₃, R₄, and R₅ are independently selected from hydrogen, unsubstituted or substituted C₁₋₆alkyl, unsubstituted or substituted C₃₋₈cycloalkyl, and unsubstituted or substituted C₂₋₈heterocycloalkyl;

or a pharmaceutically acceptable salt, pharmaceutically acceptable solvate, or hydrate thereof.

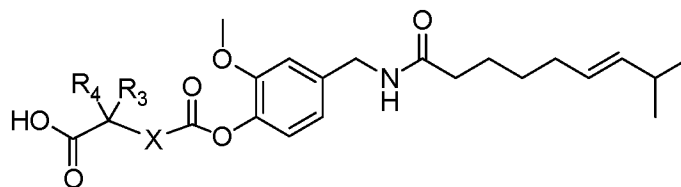
[00123] In some embodiments is a compound of Formula (VIIIb), wherein R₃ and R₄ are hydrogen or unsubstituted or substituted C₁₋₆alkyl. In some embodiments is a compound of Formula (VIIIb), wherein R₃ and R₄ are hydrogen. In some embodiments is a compound of Formula (VIIIb), wherein X is -O-. In some embodiments is a compound of Formula (VIIIb), wherein X is -N(R₅)-. In some embodiments is a compound of Formula (VIIIb), wherein X is -

NH-. In some embodiments is a compound of Formula (VIIIb), wherein R₁ and R₂ are independently selected from hydrogen and unsubstituted or substituted C₁₋₆alkyl. In some embodiments is a compound of Formula (VIIIb), wherein R₁ and R₂ are independently selected from hydrogen and unsubstituted C₁₋₆alkyl. In some embodiments is a compound of Formula (VIIIb), wherein R₁ and R₂ are hydrogen.

[00124] In some embodiments is a compound of Formula (VIII), (VIIIa), or (VIIIb), wherein Y is



[00125] In some embodiments is a compound having the structure of Formula (VIIIaa):



Formula (VIIIaa);

wherein:

X is -O- or -N(R₅)-;

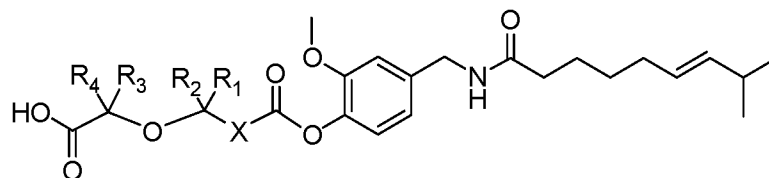
R₃, R₄, and R₅ are independently selected from hydrogen, unsubstituted or substituted C₁-₆alkyl, unsubstituted or substituted C₃₋₈cycloalkyl, and unsubstituted or substituted C₂-₈heterocycloalkyl;

or a pharmaceutically acceptable salt, pharmaceutically acceptable solvate, or hydrate thereof.

[00126] In some embodiments is a compound of Formula (VIIIaa), wherein R₃ and R₄ are hydrogen or unsubstituted or substituted C₁₋₆alkyl. In some embodiments is a compound of Formula (VIIIaa), wherein R₃ and R₄ are hydrogen. In some embodiments is a compound of Formula (VIIIaa), wherein X is -O-. In some embodiments is a compound of Formula (VIIIaa),

wherein X is -N(R₅)-. In some embodiments is a compound of Formula (VIIIaa), wherein X is -NH-.

[00127] In some embodiments is a compound having the structure of Formula (VIIIbb):



Formula (VIIIbb);

wherein:

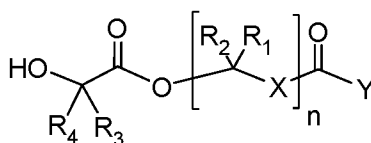
X is -O- or -N(R₅)-;

R₁, R₂, R₃, R₄, and R₅ are independently selected from hydrogen, unsubstituted or substituted C₁₋₆alkyl, unsubstituted or substituted C₃₋₈cycloalkyl, and unsubstituted or substituted C₂₋₈heterocycloalkyl;

or a pharmaceutically acceptable salt, pharmaceutically acceptable solvate, or hydrate thereof.

[00128] In some embodiments is a compound of Formula (VIIIbb), wherein R₃ and R₄ are hydrogen or unsubstituted or substituted C₁₋₆alkyl. In some embodiments is a compound of Formula (VIIIbb), wherein R₃ and R₄ are hydrogen. In some embodiments is a compound of Formula (VIIIbb), wherein X is -O-. In some embodiments is a compound of Formula (VIIIbb), wherein X is -N(R₅)-. In some embodiments is a compound of Formula (VIIIbb), wherein X is -NH-. In some embodiments is a compound of Formula (VIIIbb), wherein R₁ and R₂ are independently selected from hydrogen and unsubstituted or substituted C₁₋₆alkyl. In some embodiments is a compound of Formula (VIIIbb), wherein R₁ and R₂ are independently selected from hydrogen and unsubstituted C₁₋₆alkyl. In some embodiments is a compound of Formula (VIIIbb), wherein R₁ and R₂ are hydrogen.

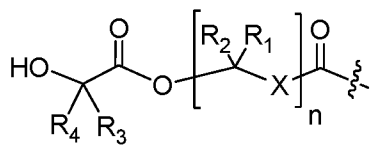
[00129] In another aspect, described herein is a compound having the structure of Formula (IX):



Formula (IX);

wherein:

Y is a phenolic TRPV1 agonist, wherein the hydrogen atom of the phenolic hydroxyl group is



replaced by a covalent bond to

X is -O- or -N(R₅)-;

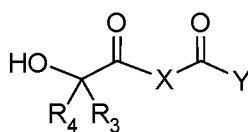
R₁, R₂, R₃, R₄, and R₅ are independently selected from hydrogen, unsubstituted or substituted C₁₋₆alkyl, unsubstituted or substituted C₃₋₈cycloalkyl, and unsubstituted or substituted C₂₋₈heterocycloalkyl;

n is 0 or 1;

or a pharmaceutically acceptable salt, pharmaceutically acceptable solvate, or hydrate thereof.

[00130] In some embodiments is a compound of Formula (IX), wherein R₃ and R₄ are hydrogen or unsubstituted or substituted C₁₋₆alkyl. In some embodiments is a compound of Formula (IX), wherein R₃ and R₄ are hydrogen. In some embodiments is a compound of Formula (IX), wherein n is 1. In some embodiments is a compound of Formula (IX), wherein X is -O-. In some embodiments is a compound of Formula (IX), wherein X is -N(R₅)-. In some embodiments is a compound of Formula (IX), wherein X is -NH-. In some embodiments is a compound of Formula (IX), wherein R₁ and R₂ are independently selected from hydrogen and unsubstituted or substituted C₁₋₆alkyl. In some embodiments is a compound of Formula (IX), wherein R₁ and R₂ are independently selected from hydrogen and unsubstituted C₁₋₆alkyl. In some embodiments is a compound of Formula (IX), wherein R₁ and R₂ are hydrogen. In some embodiments is a compound of Formula (IX), wherein n is 0.

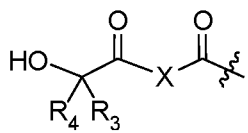
[00131] In some embodiments is a compound having the structure of Formula (IXa):



Formula (IXa);

wherein:

Y is a phenolic TRPV1 agonist, wherein the hydrogen atom of the phenolic hydroxyl group is



replaced by a covalent bond to

X is -O- or -N(R₅)-;

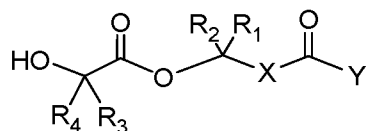
R₃, R₄, and R₅ are independently selected from hydrogen, unsubstituted or substituted C₁₋₆alkyl, unsubstituted or substituted C₃₋₈cycloalkyl, and unsubstituted or substituted C₂₋₈heterocycloalkyl;

or a pharmaceutically acceptable salt, pharmaceutically acceptable solvate, or hydrate thereof.

[00132] In some embodiments is a compound of Formula (IXa), wherein R₃ and R₄ are hydrogen or unsubstituted or substituted C₁₋₆alkyl. In some embodiments is a compound of Formula (IXa), wherein R₃ and R₄ are hydrogen. In some embodiments is a compound of Formula (IXa), wherein X is -O-. In some embodiments is a compound of Formula (IXa),

wherein X is -N(R₅)-. In some embodiments is a compound of Formula (IXa), wherein X is -NH-.

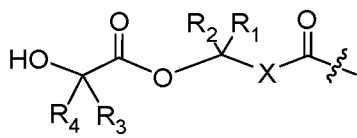
[00133] In some embodiments is a compound having the structure of Formula (IXb):



Formula (IXb);

wherein:

Y is a phenolic TRPV1 agonist, wherein the hydrogen atom of the phenolic hydroxyl group is



replaced by a covalent bond to

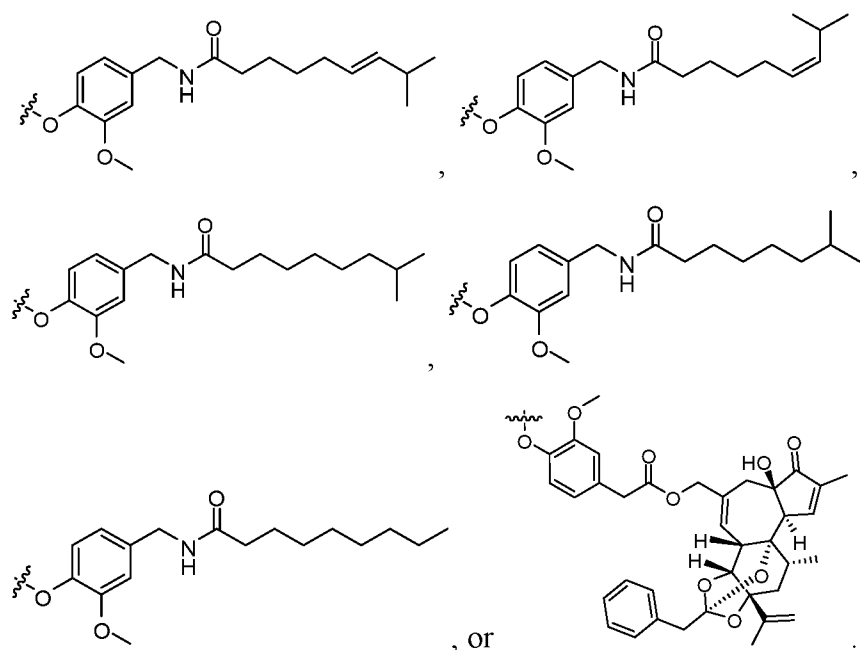
X is -O- or -N(R₅)-;

R₁, R₂, R₃, R₄, and R₅ are independently selected from hydrogen, unsubstituted or substituted C₁₋₆alkyl, unsubstituted or substituted C₃₋₈cycloalkyl, and unsubstituted or substituted C₂₋₈heterocycloalkyl;

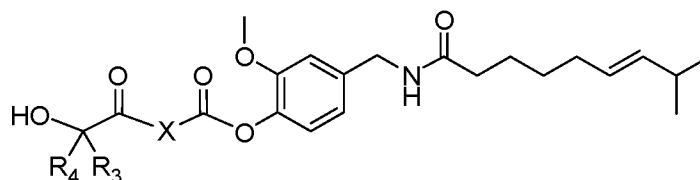
or a pharmaceutically acceptable salt, pharmaceutically acceptable solvate, or hydrate thereof.

[00134] In some embodiments is a compound of Formula (IXb), wherein R₃ and R₄ are hydrogen or unsubstituted or substituted C₁₋₆alkyl. In some embodiments is a compound of Formula (IXb), wherein R₃ and R₄ are hydrogen. In some embodiments is a compound of Formula (IXb), wherein X is -O-. In some embodiments is a compound of Formula (IXb), wherein X is -N(R₅)-. In some embodiments is a compound of Formula (IXb), wherein X is -NH-. In some embodiments is a compound of Formula (IXb), wherein R₁ and R₂ are independently selected from hydrogen and unsubstituted or substituted C₁₋₆alkyl. In some embodiments is a compound of Formula (IXb), wherein R₁ and R₂ are independently selected from hydrogen and unsubstituted C₁₋₆alkyl. In some embodiments is a compound of Formula (IXb), wherein R₁ and R₂ are hydrogen.

[00135] In some embodiments is a compound of Formula (IX), (IXa), or (IXb), wherein Y is



[00136] In some embodiments is a compound having the structure of Formula (IXaa):



Formula (IXaa);

wherein:

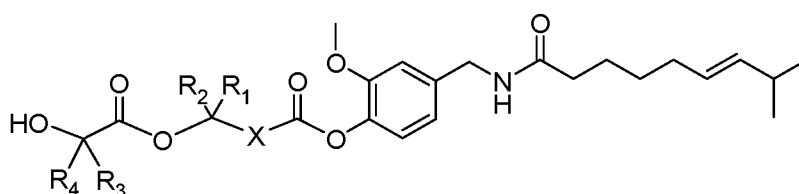
X is -O- or -N(R₅)-;

R₃, R₄, and R₅ are independently selected from hydrogen, unsubstituted or substituted C₁₋₆alkyl, unsubstituted or substituted C₃₋₈cycloalkyl, and unsubstituted or substituted C₂₋₈heterocycloalkyl;

or a pharmaceutically acceptable salt, pharmaceutically acceptable solvate, or hydrate thereof.

[00137] In some embodiments is a compound of Formula (IXaa), wherein R₃ and R₄ are hydrogen or unsubstituted or substituted C₁₋₆alkyl. In some embodiments is a compound of Formula (IXaa), wherein R₃ and R₄ are hydrogen. In some embodiments is a compound of Formula (IXaa), wherein X is -O-. In some embodiments is a compound of Formula (IXaa), wherein X is -N(R₅)-. In some embodiments is a compound of Formula (IXaa), wherein X is -NH-.

[00138] In some embodiments is a compound having the structure of Formula (IXbb):



Formula (IXbb);

wherein:

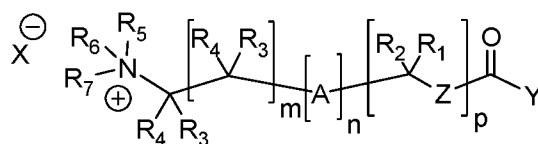
X is -O- or -N(R₅)-;

R₁, R₂, R₃, R₄, and R₅ are independently selected from hydrogen, unsubstituted or substituted C₁₋₆alkyl, unsubstituted or substituted C₃₋₈cycloalkyl, and unsubstituted or substituted C₂₋₈heterocycloalkyl;

or a pharmaceutically acceptable salt, pharmaceutically acceptable solvate, or hydrate thereof.

[00139] In some embodiments is a compound of Formula (IXbb), wherein R₃ and R₄ are hydrogen or unsubstituted or substituted C₁₋₆alkyl. In some embodiments is a compound of Formula (IXbb), wherein R₃ and R₄ are hydrogen. In some embodiments is a compound of Formula (IXbb), wherein X is -O-. In some embodiments is a compound of Formula (IXbb), wherein X is -N(R₅)-. In some embodiments is a compound of Formula (IXbb), wherein X is -NH-. In some embodiments is a compound of Formula (IXbb), wherein R₁ and R₂ are independently selected from hydrogen and unsubstituted or substituted C₁₋₆alkyl. In some embodiments is a compound of Formula (IXbb), wherein R₁ and R₂ are independently selected from hydrogen and unsubstituted C₁₋₆alkyl. In some embodiments is a compound of Formula (IXbb), wherein R₁ and R₂ are hydrogen.

[00140] In another aspect, described herein is a compound having the structure of Formula (X):

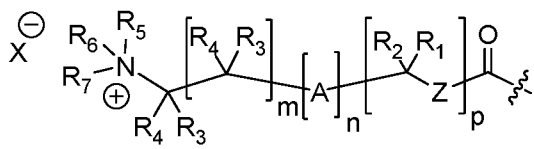


Formula (X);

wherein:

Y is a phenolic TRPV1 agonist, wherein the hydrogen atom of the phenolic hydroxyl group is

replaced by a covalent bond to



X[⊖] is a counterion;

A is selected from -N(R₈)-, -C(O)N(R₈)-, -N(R₈)C(O)-, -C(O)O-, -OC(O)-, and -O-;

Z is -O- or -N(R₈)-;

each R₁, R₂, R₃, R₄, and R₈ are independently selected from hydrogen, unsubstituted or substituted C₁₋₆alkyl, unsubstituted or substituted C₃₋₈cycloalkyl, and unsubstituted or substituted C₂₋₈heterocycloalkyl;

R₅, R₆, and R₇ are independently selected from unsubstituted C₁₋₆alkyl;

m is 1, 2, 3, 4, 5, 6, 7, 8, 9, or 10;

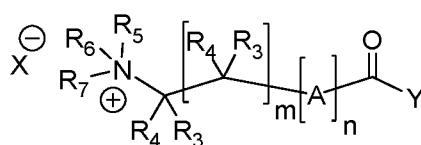
n is 0 or 1;

p is 0 or 1;

or a pharmaceutically acceptable salt, pharmaceutically acceptable solvate, or hydrate thereof.

[00141] In some embodiments is a compound of Formula (X), wherein R_3 and R_4 are independently selected from hydrogen and unsubstituted or substituted C_{1-6} alkyl. In some embodiments is a compound of Formula (X), wherein R_3 and R_4 are hydrogen. In some embodiments is a compound of Formula (X), wherein p is 1. In some embodiments is a compound of Formula (X), wherein Z is -O-. In some embodiments is a compound of Formula (X), wherein Z is -N(R_8)-. In some embodiments is a compound of Formula (X), wherein Z is -NH-. In some embodiments is a compound of Formula (X), wherein n is 1. In some embodiments is a compound of Formula (X), wherein A is -O-. In some embodiments is a compound of Formula (X), wherein A is -OC(O)-. In some embodiments is a compound of Formula (X), wherein A is -C(O)O-. In some embodiments is a compound of Formula (X), wherein A is -N(R_8)C(O)-. In some embodiments is a compound of Formula (X), wherein A is -C(O)N(R_8)-. In some embodiments is a compound of Formula (X), wherein n is 0. In some embodiments is a compound of Formula (X), wherein m is 1. In some embodiments is a compound of Formula (X), wherein m is 2. In some embodiments is a compound of Formula (X), wherein R_1 and R_2 are independently selected from hydrogen and unsubstituted C_{1-6} alkyl. In some embodiments is a compound of Formula (X), wherein R_1 and R_2 are hydrogen. In some embodiments is a compound of Formula (X), wherein p is 0. In some embodiments is a compound of Formula (X), wherein R_5 , R_6 , and R_7 are each -CH₃.

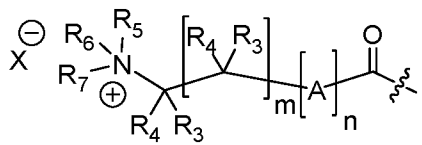
[00142] In some embodiments is a compound having the structure of Formula (Xa):



Formula (Xa);

wherein:

Y is a phenolic TRPV1 agonist, wherein the hydrogen atom of the phenolic hydroxyl group is



replaced by a covalent bond to

X^{\ominus} is a counterion;

A is selected from -N(R_8)-, -C(O)N(R_8)-, -N(R_8)C(O)-, -C(O)O-, -OC(O)-, and -O-;

each R_3 , R_4 , and R_8 are independently selected from hydrogen, unsubstituted or substituted C_{1-6} alkyl, unsubstituted or substituted C_{3-8} cycloalkyl, and unsubstituted or substituted C_{2-8} heterocycloalkyl;

R_5 , R_6 , and R_7 are independently selected from unsubstituted C_{1-6} alkyl;

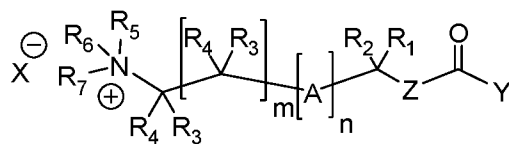
m is 1, 2, 3, 4, 5, 6, 7, 8, 9, or 10;

n is 0 or 1;

or a pharmaceutically acceptable salt, pharmaceutically acceptable solvate, or hydrate thereof.

[00143] In some embodiments is a compound of Formula (Xa), wherein R_3 and R_4 are independently selected from hydrogen and unsubstituted or substituted C_{1-6} alkyl. In some embodiments is a compound of Formula (Xa), wherein R_3 and R_4 are hydrogen. In some embodiments is a compound of Formula (Xa), wherein n is 1. In some embodiments is a compound of Formula (Xa), wherein A is $-O-$. In some embodiments is a compound of Formula (Xa), wherein A is $-OC(O)-$. In some embodiments is a compound of Formula (Xa), wherein A is $-C(O)O-$. In some embodiments is a compound of Formula (Xa), wherein A is $-N(R_8)C(O)-$. In some embodiments is a compound of Formula (Xa), wherein A is $-C(O)N(R_8)-$. In some embodiments is a compound of Formula (Xa), wherein n is 0. In some embodiments is a compound of Formula (Xa), wherein m is 1. In some embodiments is a compound of Formula (Xa), wherein m is 2. In some embodiments is a compound of Formula (Xa), wherein R_5 , R_6 , and R_7 are each $-CH_3$.

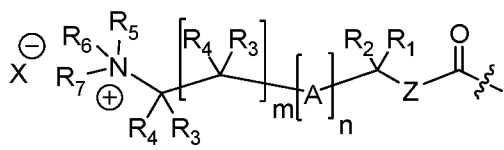
[00144] In some embodiments is a compound having the structure of Formula (Xb):



Formula (Xb);

wherein:

Y is a phenolic TRPV1 agonist, wherein the hydrogen atom of the phenolic hydroxyl group is



replaced by a covalent bond to

X^{\ominus} is a counterion;

A is selected from $-N(R_8)-$, $-C(O)N(R_8)-$, $-N(R_8)C(O)-$, $-C(O)O-$, $-OC(O)-$, and $-O-$;

Z is $-O-$ or $-N(R_8)-$;

each R_1 , R_2 , R_3 , R_4 , and R_8 are independently selected from hydrogen, unsubstituted or substituted C_{1-6} alkyl, unsubstituted or substituted C_{3-8} cycloalkyl, and unsubstituted or substituted C_{2-8} heterocycloalkyl;

R_5 , R_6 , and R_7 are independently selected from unsubstituted C_{1-6} alkyl;

m is 1, 2, 3, 4, 5, 6, 7, 8, 9, or 10;

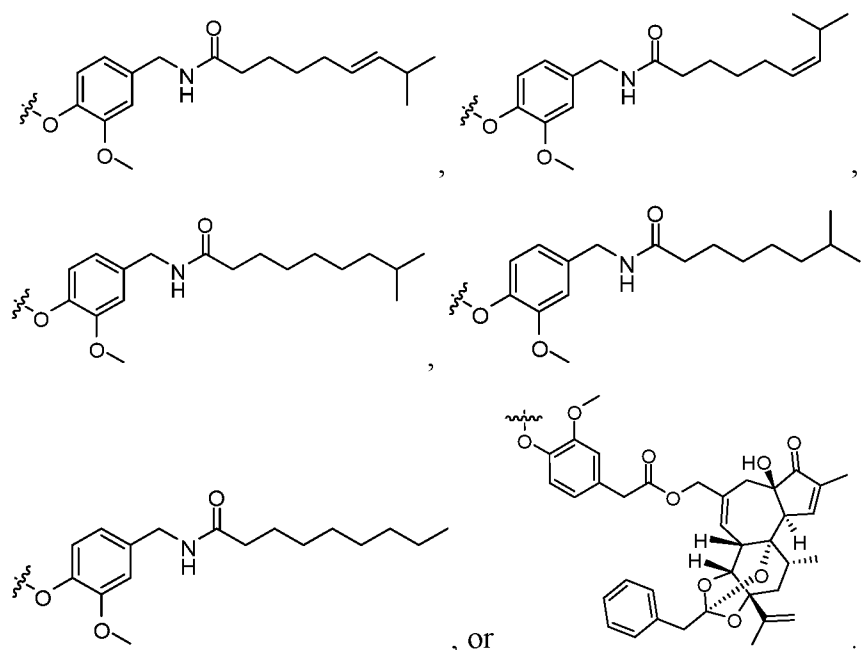
n is 0 or 1;

p is 0 or 1;

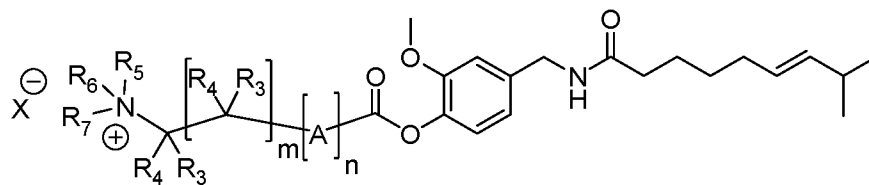
or a pharmaceutically acceptable salt, pharmaceutically acceptable solvate, or hydrate thereof.

[00145] In some embodiments is a compound of Formula (Xb), wherein R_3 and R_4 are independently selected from hydrogen and unsubstituted or substituted C_{1-6} alkyl. In some embodiments is a compound of Formula (Xb), wherein R_3 and R_4 are hydrogen. In some embodiments is a compound of Formula (Xb), wherein Z is $-O-$. In some embodiments is a compound of Formula (Xb), wherein Z is $-N(R_8)-$. In some embodiments is a compound of Formula (Xb), wherein Z is $-NH-$. In some embodiments is a compound of Formula (Xb), wherein n is 1. In some embodiments is a compound of Formula (Xb), wherein A is $-O-$. In some embodiments is a compound of Formula (Xb), wherein A is $-OC(O)-$. In some embodiments is a compound of Formula (Xb), wherein A is $-C(O)O-$. In some embodiments is a compound of Formula (Xb), wherein A is $-N(R_8)C(O)-$. In some embodiments is a compound of Formula (Xb), wherein A is $-C(O)N(R_8)-$. In some embodiments is a compound of Formula (Xb), wherein n is 0. In some embodiments is a compound of Formula (Xb), wherein m is 1. In some embodiments is a compound of Formula (Xb), wherein m is 2. In some embodiments is a compound of Formula (Xb), wherein R_1 and R_2 are independently selected from hydrogen and unsubstituted C_{1-6} alkyl. In some embodiments is a compound of Formula (Xb), wherein R_1 and R_2 are hydrogen. In some embodiments is a compound of Formula (Xb), wherein R_5 , R_6 , and R_7 are each $-CH_3$.

[00146] In some embodiments is a compound of Formula (X), (Xa), or (Xb), wherein Y is



[00147] In some embodiments is a compound having the structure of Formula (Xaa):



Formula (Xaa):

wherein:

X^{\ominus} is a counterion;

A is selected from $-\text{N}(\text{R}_8)-$, $-\text{C}(\text{O})\text{N}(\text{R}_8)-$, $-\text{N}(\text{R}_8)\text{C}(\text{O})-$, $-\text{C}(\text{O})\text{O}-$, $-\text{OC}(\text{O})-$, and $-\text{O}-$;

each R₃, R₄, and R₈ are independently selected from hydrogen, unsubstituted or substituted C₁₋₆alkyl, unsubstituted or substituted C₃₋₈cycloalkyl, and unsubstituted or substituted C₂₋₈heterocycloalkyl;

R₅, R₆, and R₇ are independently selected from unsubstituted C₁₋₆alkyl;

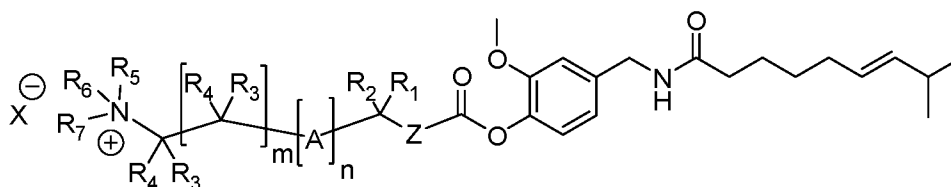
m is 1, 2, 3, 4, 5, 6, 7, 8, 9, or 10;

n is 0 or 1;

or a pharmaceutically acceptable salt, pharmaceutically acceptable solvate, or hydrate thereof.

[00148] In some embodiments is a compound of Formula (Xaa), wherein R₃ and R₄ are independently selected from hydrogen and unsubstituted or substituted C₁₋₆alkyl. In some embodiments is a compound of Formula (Xaa), wherein R₃ and R₄ are hydrogen. In some embodiments is a compound of Formula (Xaa), wherein n is 1. In some embodiments is a compound of Formula (Xaa), wherein A is -O-. In some embodiments is a compound of Formula (Xaa), wherein A is -OC(O)-. In some embodiments is a compound of Formula (Xaa), wherein A is -C(O)O-. In some embodiments is a compound of Formula (Xaa), wherein A is -N(R₈)C(O)-. In some embodiments is a compound of Formula (Xaa), wherein A is -C(O)N(R₈)-. In some embodiments is a compound of Formula (Xaa), wherein n is 0. In some embodiments is a compound of Formula (Xaa), wherein m is 1. In some embodiments is a compound of Formula (Xaa), wherein m is 2. In some embodiments is a compound of Formula (Xaa), wherein R₅, R₆, and R₇ are each -CH₃.

[00149] In some embodiments is a compound having the structure of Formula (Xbb):



Formula (Xbb);

wherein:

\ominus
X is a counterion;

A is selected from -N(R₈)-, -C(O)N(R₈)-, -N(R₈)C(O)-, -C(O)O-, -OC(O)-, and -O-;

Z is -O- or -N(R₈)-;

each R₁, R₂, R₃, R₄, and R₈ are independently selected from hydrogen, unsubstituted or substituted C₁₋₆alkyl, unsubstituted or substituted C₃₋₈cycloalkyl, and unsubstituted or substituted C₂₋₈heterocycloalkyl;

R₅, R₆, and R₇ are independently selected from unsubstituted C₁₋₆alkyl;

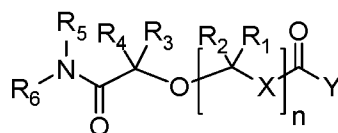
m is 1, 2, 3, 4, 5, 6, 7, 8, 9, or 10;

n is 0 or 1;

or a pharmaceutically acceptable salt, pharmaceutically acceptable solvate, or hydrate thereof.

[00150] In some embodiments is a compound of Formula (Xbb), wherein R₃ and R₄ are independently selected from hydrogen and unsubstituted or substituted C₁₋₆alkyl. In some embodiments is a compound of Formula (Xbb), wherein R₃ and R₄ are hydrogen. In some embodiments is a compound of Formula (Xbb), wherein Z is -O-. In some embodiments is a compound of Formula (Xbb), wherein Z is -N(R₈)-. In some embodiments is a compound of Formula (Xbb), wherein Z is -NH-. In some embodiments is a compound of Formula (Xbb), wherein n is 1. In some embodiments is a compound of Formula (Xbb), wherein A is -O-. In some embodiments is a compound of Formula (Xbb), wherein A is -OC(O)-. In some embodiments is a compound of Formula (Xbb), wherein A is -C(O)O-. In some embodiments is a compound of Formula (Xbb), wherein A is -N(R₈)C(O)-. In some embodiments is a compound of Formula (Xbb), wherein A is -C(O)N(R₈)-. In some embodiments is a compound of Formula (Xbb), wherein n is 0. In some embodiments is a compound of Formula (Xbb), wherein m is 1. In some embodiments is a compound of Formula (Xbb), wherein m is 2. In some embodiments is a compound of Formula (Xbb), wherein R₁ and R₂ are independently selected from hydrogen and unsubstituted C₁₋₆alkyl. In some embodiments is a compound of Formula (Xbb), wherein R₁ and R₂ are hydrogen. In some embodiments is a compound of Formula (Xbb), wherein R₅, R₆, and R₇ are each -CH₃.

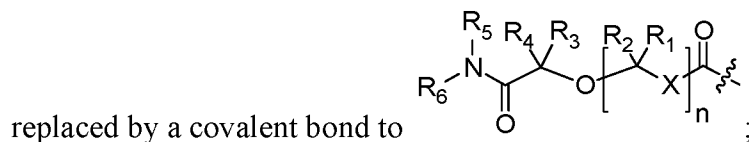
[00151] In another aspect, described herein is a compound having the structure of Formula (XI):



Formula (XI);

wherein:

Y is a phenolic TRPV1 agonist, wherein the hydrogen atom of the phenolic hydroxyl group is



X is -O- or -N(R₇)-;

each R₁ and R₂ are independently selected from hydrogen, unsubstituted or substituted C₁₋₆alkyl, unsubstituted or substituted C₃₋₈cycloalkyl, and unsubstituted or substituted C₂₋₈heterocycloalkyl;

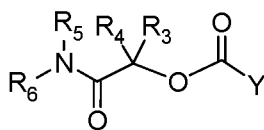
R₃, R₄, R₅, R₆, and R₇ are independently selected from hydrogen, unsubstituted or substituted C₁₋₆alkyl, unsubstituted or substituted C₃₋₈cycloalkyl, and unsubstituted or substituted C₂₋₈heterocycloalkyl;

n is 0 or 1;

or a pharmaceutically acceptable salt, pharmaceutically acceptable solvate, or hydrate thereof.

[00152] In some embodiments is a compound of Formula (XI), wherein R₃ and R₄ are independently selected from hydrogen and unsubstituted C₁₋₆alkyl. In some embodiments is a compound of Formula (XI), wherein R₃ and R₄ are hydrogen. In some embodiments is a compound of Formula (XI), wherein n is 1. In some embodiments is a compound of Formula (XI), wherein X is -O-. In some embodiments is a compound of Formula (XI), wherein X is -N(R₇)-. In some embodiments is a compound of Formula (XI), wherein X is -NH-. In some embodiments is a compound of Formula (XI), wherein R₁ and R₂ are independently selected from hydrogen and unsubstituted C₁₋₆alkyl. In some embodiments is a compound of Formula (XI), wherein R₁ and R₂ are hydrogen. In some embodiments is a compound of Formula (XI), wherein n is 0. In some embodiments is a compound of Formula (XI), wherein R₅ and R₆ are independently selected from hydrogen and unsubstituted C₁₋₆alkyl. In some embodiments is a compound of Formula (XI), wherein R₅ and R₆ are hydrogen.

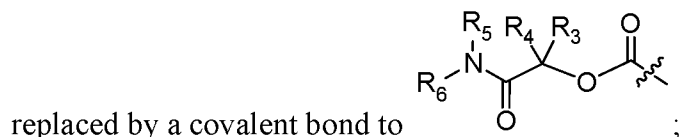
[00153] In some embodiments is a compound having the structure of Formula (XIa):



Formula (XIa);

wherein:

Y is a phenolic TRPV1 agonist, wherein the hydrogen atom of the phenolic hydroxyl group is

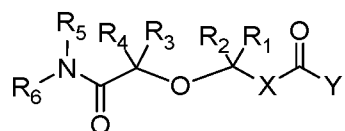


R_3 , R_4 , R_5 , and R_6 are independently selected from hydrogen, unsubstituted or substituted C_{1-6} alkyl, unsubstituted or substituted C_{3-8} cycloalkyl, and unsubstituted or substituted C_{2-8} heterocycloalkyl;

or a pharmaceutically acceptable salt, pharmaceutically acceptable solvate, or hydrate thereof.

[00154] In some embodiments is a compound of Formula (XIa), wherein R_3 and R_4 are independently selected from hydrogen and unsubstituted C_{1-6} alkyl. In some embodiments is a compound of Formula (XIa), wherein R_3 and R_4 are hydrogen. In some embodiments is a compound of Formula (XIa), wherein R_5 and R_6 are independently selected from hydrogen and unsubstituted C_{1-6} alkyl. In some embodiments is a compound of Formula (XIa), wherein R_5 and R_6 are hydrogen.

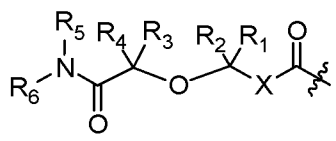
[00155] In some embodiments is a compound having the structure of Formula (XIb):



Formula (XIb);

wherein:

Y is a phenolic TRPV1 agonist, wherein the hydrogen atom of the phenolic hydroxyl group is



replaced by a covalent bond to

X is -O- or -N(R_7)-;

each R_1 and R_2 are independently selected from hydrogen, unsubstituted or substituted C_{1-6} alkyl, unsubstituted or substituted C_{3-8} cycloalkyl, and unsubstituted or substituted C_{2-8} heterocycloalkyl;

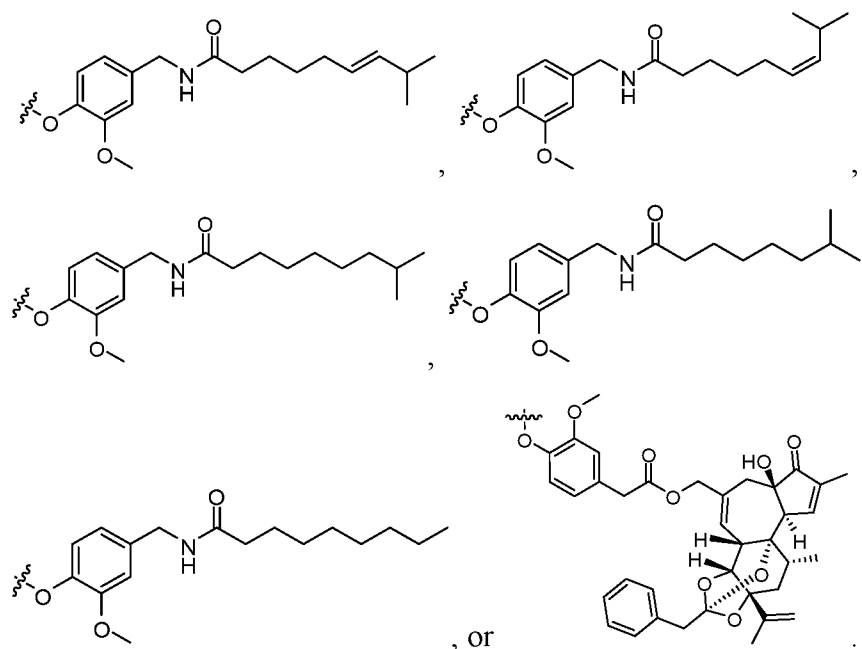
R_3 , R_4 , R_5 , R_6 , and R_7 are independently selected from hydrogen, unsubstituted or substituted C_{1-6} alkyl, unsubstituted or substituted C_{3-8} cycloalkyl, and unsubstituted or substituted C_{2-8} heterocycloalkyl;

or a pharmaceutically acceptable salt, pharmaceutically acceptable solvate, or hydrate thereof.

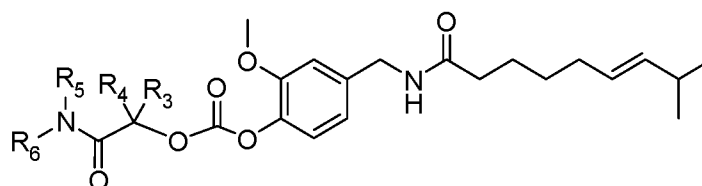
[00156] In some embodiments is a compound of Formula (XIb), wherein R_3 and R_4 are independently selected from hydrogen and unsubstituted C_{1-6} alkyl. In some embodiments is a compound of Formula (XIb), wherein R_3 and R_4 are hydrogen. In some embodiments is a compound of Formula (XIb), wherein X is -O-. In some embodiments is a compound of Formula (XIb), wherein X is -N(R_7)-. In some embodiments is a compound of Formula (XIb), wherein X is -NH-. In some embodiments is a compound of Formula (XIb), wherein R_1 and R_2 are independently selected from hydrogen and unsubstituted C_{1-6} alkyl. In some embodiments is a compound of Formula (XIb), wherein R_1 and R_2 are hydrogen. In some embodiments is a

compound of Formula (XIb), wherein R_5 and R_6 are independently selected from hydrogen and unsubstituted C_{1-6} alkyl. In some embodiments is a compound of Formula (XIb), wherein R_5 and R_6 are hydrogen.

[00157] In some embodiments is a compound of Formula (XI), (XIa), or (XIb), wherein Y is



[00158] In some embodiments is a compound having the structure of Formula (XIaa):



Formula (XIaa);

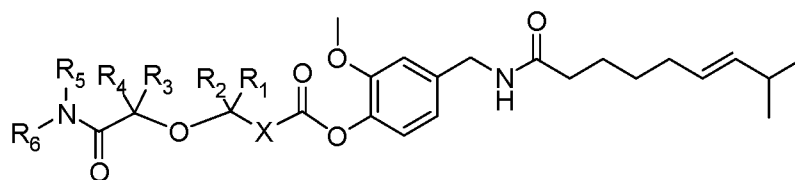
wherein:

R_3 , R_4 , R_5 , and R_6 are independently selected from hydrogen, unsubstituted or substituted C_{1-6} alkyl, unsubstituted or substituted C_{3-8} cycloalkyl, and unsubstituted or substituted C_{2-8} heterocycloalkyl;

or a pharmaceutically acceptable salt, pharmaceutically acceptable solvate, or hydrate thereof.

[00159] In some embodiments is a compound of Formula (XIaa), wherein R_3 and R_4 are independently selected from hydrogen and unsubstituted C_{1-6} alkyl. In some embodiments is a compound of Formula (XIaa), wherein R_3 and R_4 are hydrogen. In some embodiments is a compound of Formula (XIaa), wherein R_5 and R_6 are independently selected from hydrogen and unsubstituted C_{1-6} alkyl. In some embodiments is a compound of Formula (XIaa), wherein R_5 and R_6 are hydrogen.

[00160] In some embodiments is a compound having the structure of Formula (XIbb):



Formula (XIbb);

wherein:

X is -O- or -N(R₇)-;

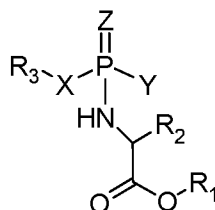
each R₁ and R₂ are independently selected from hydrogen, unsubstituted or substituted C₁₋₆alkyl, unsubstituted or substituted C₃₋₈cycloalkyl, and unsubstituted or substituted C₂₋₈heterocycloalkyl;

R₃, R₄, R₅, R₆, and R₇ are independently selected from hydrogen, unsubstituted or substituted C₁₋₆alkyl, unsubstituted or substituted C₃₋₈cycloalkyl, and unsubstituted or substituted C₂₋₈heterocycloalkyl;

or a pharmaceutically acceptable salt, pharmaceutically acceptable solvate, or hydrate thereof.

[00161] In some embodiments is a compound of Formula (XIbb), wherein R₃ and R₄ are independently selected from hydrogen and unsubstituted C₁₋₆alkyl. In some embodiments is a compound of Formula (XIbb), wherein R₃ and R₄ are hydrogen. In some embodiments is a compound of Formula (XIbb), wherein X is -O-. In some embodiments is a compound of Formula (XIbb), wherein X is -N(R₇)-. In some embodiments is a compound of Formula (XIbb), wherein X is -NH-. In some embodiments is a compound of Formula (XIbb), wherein R₁ and R₂ are independently selected from hydrogen and unsubstituted C₁₋₆alkyl. In some embodiments is a compound of Formula (XIbb), wherein R₁ and R₂ are hydrogen. In some embodiments is a compound of Formula (XIbb), wherein R₅ and R₆ are independently selected from hydrogen and unsubstituted C₁₋₆alkyl. In some embodiments is a compound of Formula (XIbb), wherein R₅ and R₆ are hydrogen.

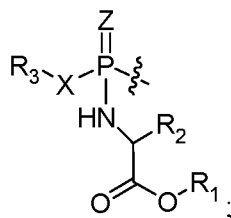
[00162] In another aspect, described herein is a compound having the structure of Formula (XII):



Formula (XII);

wherein:

Y is a phenolic TRPV1 agonist, wherein the hydrogen atom of the phenolic hydroxyl group is



replaced by a covalent bond to

X is -O- or -N(R₄)-;

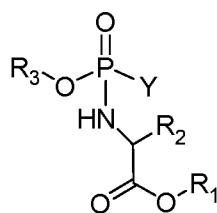
Z is O or S;

R₁, R₂, R₃, and R₄ are independently selected from hydrogen, unsubstituted or substituted C₁₋₆alkyl, unsubstituted or substituted C₃₋₈cycloalkyl, and unsubstituted or substituted C₂₋₈heterocycloalkyl;

or a pharmaceutically acceptable salt, pharmaceutically acceptable solvate, or hydrate thereof.

[00163] In some embodiments is a compound of Formula (XII), wherein Z is O. In some embodiments is a compound of Formula (XII), wherein Z is S. In some embodiments is a compound of Formula (XII), wherein X is -O-. In some embodiments is a compound of Formula (XII), wherein X is -N(R₄)-. In some embodiments is a compound of Formula (XII), wherein X is -N(R₄)- and R₄ is unsubstituted C₁₋₆alkyl. In some embodiments is a compound of Formula (XII), wherein X is -N(H)-. In some embodiments is a compound of Formula (XII), wherein R₁, R₂, and R₃ are independently selected from hydrogen and unsubstituted or substituted C₁₋₆alkyl. In some embodiments is a compound of Formula (XII), wherein R₁, R₂, and R₃ are independently selected from hydrogen and unsubstituted or substituted C₁₋₆alkyl. In some embodiments is a compound of Formula (XII), wherein R₁, R₂, and R₃ are unsubstituted C₁₋₆alkyl. In some embodiments is a compound of Formula (XII), wherein R₁ and R₃ are unsubstituted C₁₋₆alkyl and R₂ is substituted C₁₋₆alkyl. In some embodiments is a compound of Formula (XII), wherein R₁ and R₃ are unsubstituted C₁₋₆alkyl and R₂ is hydrogen.

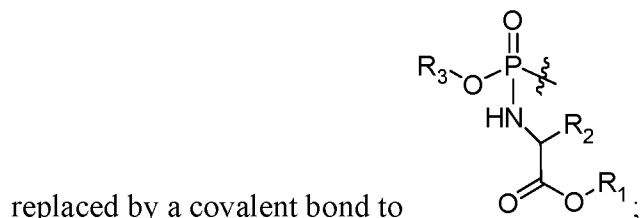
[00164] In some embodiments is a compound having the structure of Formula (XIIa):



Formula (XIIa);

wherein:

Y is a phenolic TRPV1 agonist, wherein the hydrogen atom of the phenolic hydroxyl group is

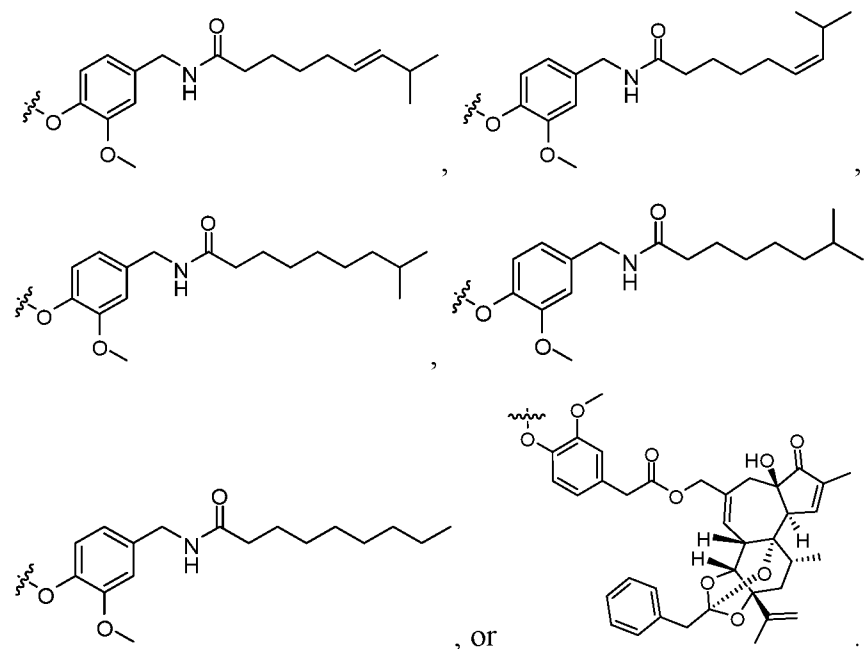


R₁, R₂, and R₃ are independently selected from hydrogen, unsubstituted or substituted C₁₋₆alkyl, unsubstituted or substituted C₃₋₈cycloalkyl, and unsubstituted or substituted C₂₋₈heterocycloalkyl;

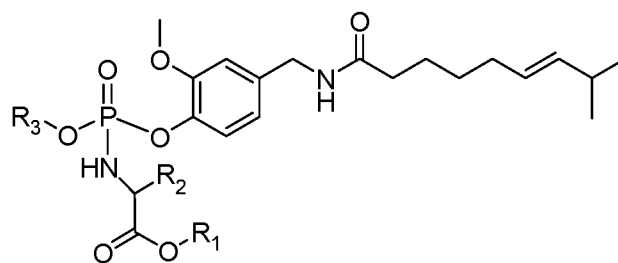
or a pharmaceutically acceptable salt, pharmaceutically acceptable solvate, or hydrate thereof.

[00165] In some embodiments is a compound of Formula (XIIa), wherein R₁, R₂, and R₃ are independently selected from hydrogen and unsubstituted or substituted C₁₋₆alkyl. In some embodiments is a compound of Formula (XIIa), wherein R₁, R₂, and R₃ are independently selected from hydrogen and unsubstituted or substituted C₁₋₆alkyl. In some embodiments is a compound of Formula (XIIa), wherein R₁, R₂, and R₃ are unsubstituted C₁₋₆alkyl. In some embodiments is a compound of Formula (XIIa), wherein R₁ and R₃ are unsubstituted C₁₋₆alkyl and R₂ is substituted C₁₋₆alkyl. In some embodiments is a compound of Formula (XIIa), wherein R₁ and R₃ are unsubstituted C₁₋₆alkyl and R₂ is hydrogen.

[00166] In some embodiments is a compound of Formula (XII) or (XIIa), wherein Y is



[00167] In some embodiments is a compound having the structure of Formula (XIIaa):



Formula (XIIaa);

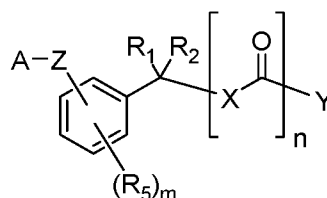
wherein:

R_1 , R_2 , and R_3 are independently selected from hydrogen, unsubstituted or substituted C_{1-6} alkyl, unsubstituted or substituted C_{3-8} cycloalkyl, and unsubstituted or substituted C_{2-8} heterocycloalkyl;

or a pharmaceutically acceptable salt, pharmaceutically acceptable solvate, or hydrate thereof.

[00168] In some embodiments is a compound of Formula (XIIaa), wherein R_1 , R_2 , and R_3 are independently selected from hydrogen and unsubstituted or substituted C_{1-6} alkyl. In some embodiments is a compound of Formula (XIIaa), wherein R_1 , R_2 , and R_3 are independently selected from hydrogen and unsubstituted or substituted C_{1-6} alkyl. In some embodiments is a compound of Formula (XIIaa), wherein R_1 , R_2 , and R_3 are unsubstituted C_{1-6} alkyl. In some embodiments is a compound of Formula (XIIaa), wherein R_1 and R_3 are unsubstituted C_{1-6} alkyl and R_2 is substituted C_{1-6} alkyl. In some embodiments is a compound of Formula (XIIa), wherein R_1 and R_3 are unsubstituted C_{1-6} alkyl and R_2 is hydrogen.

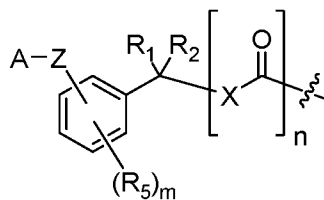
[00169] In another aspect, described herein is a compound having the structure of Formula (XIII):



Formula (XIII);

wherein:

Y is a phenolic TRPV1 agonist, wherein the hydrogen atom of the phenolic hydroxyl group is



replaced by a covalent bond to

A is $-P(O)(OH)_2$, $-S(O)_2OH$, or $-C(=O)CH(NH_2)R_8$;

X is $-O-$ or $-N(R_3)-$;

Z is $-O-$ or $-N(R_4)-$;

R_1 , R_2 , R_3 , and R_4 are independently selected from hydrogen, unsubstituted or substituted C_{1-6} alkyl, unsubstituted or substituted C_{3-8} cycloalkyl, and unsubstituted or substituted C_{2-8} heterocycloalkyl;

each R_5 is independently selected from halogen, -CN, -NO₂, C_{1-6} alkyl, C_{1-6} haloalkyl, C_{1-6} heteroalkyl, C_{1-6} alkoxy, C_{3-8} cycloalkyl, C_{2-8} heterocycloalkyl, aryl, heteroaryl, -C(O) R_6 , -CO₂ R_6 , -C(O)NR₆ R_7 , -SO₂ R_6 , and -SO₂NR₆ R_7 ;

R_6 and R_7 are independently selected from hydrogen and C_{1-6} alkyl;

R_8 is hydrogen, unsubstituted C_{1-6} alkyl, - C_{1-6} alkyl-OH, - C_{1-6} alkyl-SH, - C_{1-6} alkyl-SCH₃, - C_{1-6} alkyl-C(=O)OH, - C_{1-6} alkyl-C(=O)NH₂, - C_{1-6} alkyl-NH₂, - C_{1-6} alkyl-N(H)C(=NH)NH₂, - C_{1-6} alkyl-(phenyl), - C_{1-6} alkyl-(4-hydroxyphenyl), or - C_{1-6} alkyl-(heteroaryl);

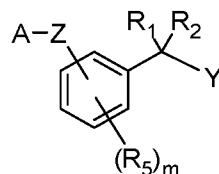
m is 0, 1, 2, 3, or 4; and

n is 0 or 1;

or a pharmaceutically acceptable salt, pharmaceutically acceptable solvate, or hydrate thereof.

[00170] In some embodiments is a compound of Formula (XIII), wherein n is 1. In some embodiments is a compound of Formula (XIII), wherein X is -O-. In some embodiments is a compound of Formula (XIII), wherein X is -N(R_3)-. In some embodiments is a compound of Formula (XIII), wherein X is NH. In some embodiments is a compound of Formula (XIII), wherein R_1 and R_2 are independently selected from hydrogen and unsubstituted C_{1-6} alkyl. In some embodiments is a compound of Formula (XIII), wherein R_1 and R_2 are hydrogen. In some embodiments is a compound of Formula (XIII), wherein n is 0. In some embodiments is a compound of Formula (XIII), wherein Z is -O-. In some embodiments is a compound of Formula (XIII), wherein Z is -N(R_4)-. In some embodiments is a compound of Formula (XIII), wherein Z is NH. In some embodiments is a compound of Formula (XIII), wherein A is -P(O)(OH)₂. In some embodiments is a compound of Formula (XIII), wherein A is -S(O)₂OH. In some embodiments is a compound of Formula (XIII), wherein A is -C(=O)CH(NH₂) R_8 . In some embodiments is a compound of Formula (XIII), wherein m is 0. In some embodiments is a compound of Formula (XIII), wherein m is 1.

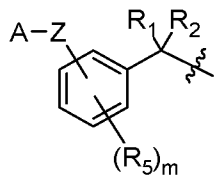
[00171] In some embodiments is a compound having the structure of Formula (XIIIa):



Formula (XIIIa);

wherein:

Y is a phenolic TRPV1 agonist, wherein the hydrogen atom of the phenolic hydroxyl group is



replaced by a covalent bond to

A is $-P(O)(OH)_2$, $-S(O)_2OH$, or $-C(=O)CH(NH_2)R_8$;

Z is $-O-$ or $-N(R_4)-$;

R_1 , R_2 , and R_4 are independently selected from hydrogen, unsubstituted or substituted C_{1-6} alkyl, unsubstituted or substituted C_{3-8} cycloalkyl, and unsubstituted or substituted C_{2-8} heterocycloalkyl;

each R_5 is independently selected from halogen, $-CN$, $-NO_2$, C_{1-6} alkyl, C_{1-6} haloalkyl, C_{1-6} heteroalkyl, C_{1-6} alkoxy, C_{3-8} cycloalkyl, C_{2-8} heterocycloalkyl, aryl, heteroaryl, $-C(O)R_6$, $-CO_2R_6$, $-C(O)NR_6R_7$, $-SO_2R_6$, and $-SO_2NR_6R_7$;

R_6 and R_7 are independently selected from hydrogen and C_{1-6} alkyl;

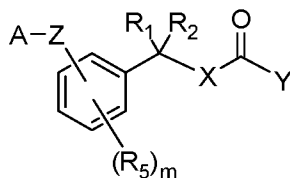
R_8 is hydrogen, unsubstituted C_{1-6} alkyl, $-C_{1-6}$ alkyl-OH, $-C_{1-6}$ alkyl-SH, $-C_{1-6}$ alkyl-SCH₃, $-C_{1-6}$ alkyl-C(=O)OH, $-C_{1-6}$ alkyl-C(=O)NH₂, $-C_{1-6}$ alkyl-NH₂, $-C_{1-6}$ alkyl-N(H)C(=NH)NH₂, $-C_{1-6}$ alkyl-(phenyl), $-C_{1-6}$ alkyl-(4-hydroxyphenyl), or $-C_{1-6}$ alkyl-(heteroaryl); and

m is 0, 1, 2, 3, or 4;

or a pharmaceutically acceptable salt, pharmaceutically acceptable solvate, or hydrate thereof.

[00172] In some embodiments is a compound of Formula (XIIIa), wherein R_1 and R_2 are independently selected from hydrogen and unsubstituted C_{1-6} alkyl. In some embodiments is a compound of Formula (XIIIa), wherein R_1 and R_2 are hydrogen. In some embodiments is a compound of Formula (XIIIa), wherein Z is $-O-$. In some embodiments is a compound of Formula (XIIIa), wherein Z is $-N(R_4)-$. In some embodiments is a compound of Formula (XIIIa), wherein Z is NH. In some embodiments is a compound of Formula (XIIIa), wherein A is $-P(O)(OH)_2$. In some embodiments is a compound of Formula (XIIIa), wherein A is $-S(O)_2OH$. In some embodiments is a compound of Formula (XIIIa), wherein A is $-C(=O)CH(NH_2)R_8$. In some embodiments is a compound of Formula (XIIIa), wherein m is 0. In some embodiments is a compound of Formula (XIIIa), wherein m is 1.

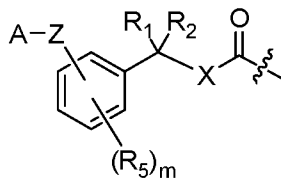
[00173] In some embodiments is a compound having the structure of Formula (XIIIb):



Formula (XIIIb);

wherein:

Y is a phenolic TRPV1 agonist, wherein the hydrogen atom of the phenolic hydroxyl group is



replaced by a covalent bond to ;

A is $-P(O)(OH)_2$, $-S(O)_2OH$, or $-C(=O)CH(NH_2)R_8$;

X is $-O-$ or $-N(R_3)-$;

Z is $-O-$ or $-N(R_4)-$;

R_1 , R_2 , R_3 , and R_4 are independently selected from hydrogen, unsubstituted or substituted C_{1-6} alkyl, unsubstituted or substituted C_{3-8} cycloalkyl, and unsubstituted or substituted C_{2-8} heterocycloalkyl;

each R_5 is independently selected from halogen, $-CN$, $-NO_2$, C_{1-6} alkyl, C_{1-6} haloalkyl, C_{1-6} heteroalkyl, C_{1-6} alkoxy, C_{3-8} cycloalkyl, C_{2-8} heterocycloalkyl, aryl, heteroaryl, $-C(O)R_6$, $-CO_2R_6$, $-C(O)NR_6R_7$, $-SO_2R_6$, and $-SO_2NR_6R_7$;

R_6 and R_7 are independently selected from hydrogen and C_{1-6} alkyl;

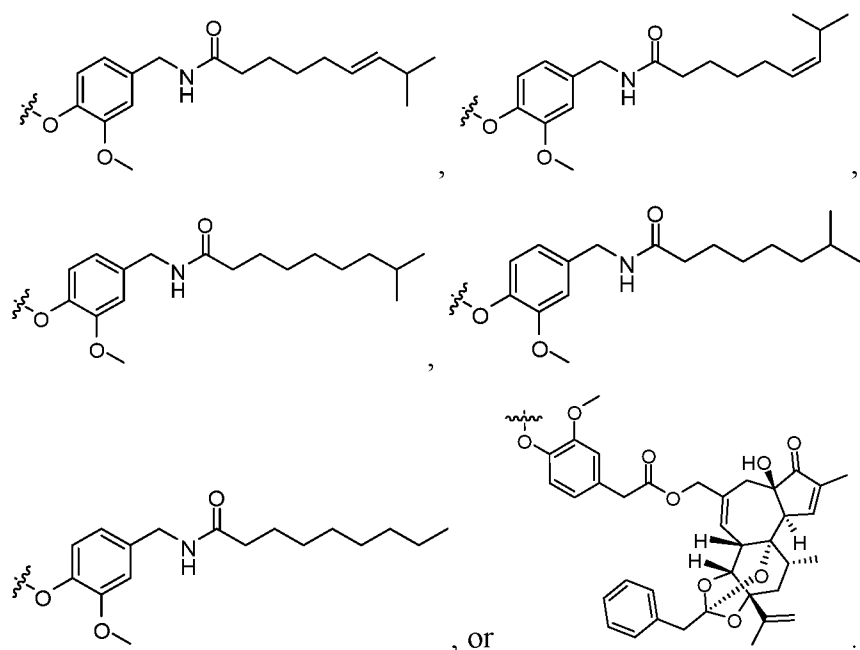
R_8 is hydrogen, unsubstituted C_{1-6} alkyl, $-C_{1-6}$ alkyl-OH, $-C_{1-6}$ alkyl-SH, $-C_{1-6}$ alkyl-SCH₃, $-C_{1-6}$ alkyl- $C(=O)OH$, $-C_{1-6}$ alkyl- $C(=O)NH_2$, $-C_{1-6}$ alkyl- NH_2 , $-C_{1-6}$ alkyl- $N(H)C(=NH)NH_2$, $-C_{1-6}$ alkyl-(phenyl), $-C_{1-6}$ alkyl-(4-hydroxyphenyl), or $-C_{1-6}$ alkyl-(heteroaryl); and

m is 0, 1, 2, 3, or 4;

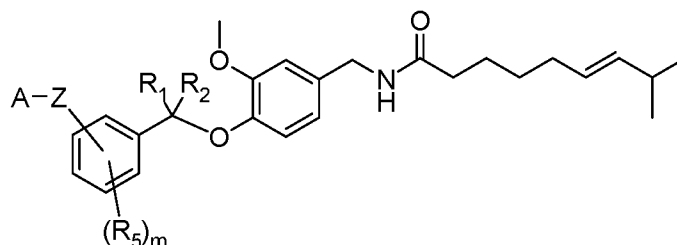
or a pharmaceutically acceptable salt, pharmaceutically acceptable solvate, or hydrate thereof.

[00174] In some embodiments is a compound of Formula (XIIIb), wherein X is $-O-$. In some embodiments is a compound of Formula (XIIIb), wherein X is $-N(R_3)-$. In some embodiments is a compound of Formula (XIIIb), wherein X is NH. In some embodiments is a compound of Formula (XIIIb), wherein R_1 and R_2 are independently selected from hydrogen and unsubstituted C_{1-6} alkyl. In some embodiments is a compound of Formula (XIIIb), wherein R_1 and R_2 are hydrogen. In some embodiments is a compound of Formula (XIIIb), wherein Z is $-O-$. In some embodiments is a compound of Formula (XIIIb), wherein Z is $-N(R_4)-$. In some embodiments is a compound of Formula (XIIIb), wherein Z is NH. In some embodiments is a compound of Formula (XIIIb), wherein A is $-P(O)(OH)_2$. In some embodiments is a compound of Formula (XIIIb), wherein A is $-S(O)_2OH$. In some embodiments is a compound of Formula (XIIIb), wherein A is $-C(=O)CH(NH_2)R_8$. In some embodiments is a compound of Formula (XIIIb), wherein m is 0. In some embodiments is a compound of Formula (XIIIb), wherein m is 1.

[00175] In some embodiments is a compound of Formula (XIII), (XIIIa), or (XIIIb), wherein Y is



[00176] In some embodiments is a compound having the structure of Formula (XIIIaa):



Formula (XIIIaa);

wherein:

A is -P(O)(OH)₂, -S(O)₂OH, or -C(=O)CH(NH₂)R₈;

Z is -O- or -N(R₄)-;

R₁, R₂, and R₄ are independently selected from hydrogen, unsubstituted or substituted C₁₋₆alkyl, unsubstituted or substituted C₃₋₈cycloalkyl, and unsubstituted or substituted C₂₋₈heterocycloalkyl;

each R₅ is independently selected from halogen, -CN, -NO₂, C₁₋₆alkyl, C₁₋₆haloalkyl, C₁₋₆heteroalkyl, C₁₋₆alkoxy, C₃₋₈cycloalkyl, C₂₋₈heterocycloalkyl, aryl, heteroaryl, -C(O)R₆, -CO₂R₆, -C(O)NR₆R₇, -SO₂R₆, and -SO₂NR₆R₇;

R₆ and R₇ are independently selected from hydrogen and C₁₋₆alkyl;

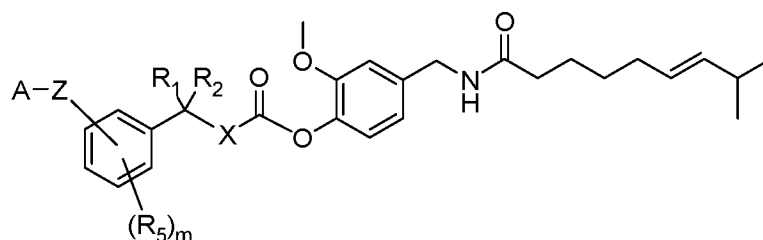
R₈ is hydrogen, unsubstituted C₁₋₆alkyl, -C₁₋₆alkyl-OH, -C₁₋₆alkyl-SH, -C₁₋₆alkyl-SCH₃, -C₁₋₆alkyl-C(=O)OH, -C₁₋₆alkyl-C(=O)NH₂, -C₁₋₆alkyl-NH₂, -C₁₋₆alkyl-N(H)C(=NH)NH₂, -C₁₋₆alkyl-(phenyl), -C₁₋₆alkyl-(4-hydroxyphenyl), or -C₁₋₆alkyl-(heteroaryl); and

m is 0, 1, 2, 3, or 4;

or a pharmaceutically acceptable salt, pharmaceutically acceptable solvate, or hydrate thereof.

[00177] In some embodiments is a compound of Formula (XIIIaa), wherein R_1 and R_2 are independently selected from hydrogen and unsubstituted C_{1-6} alkyl. In some embodiments is a compound of Formula (XIIIaa), wherein R_1 and R_2 are hydrogen. In some embodiments is a compound of Formula (XIIIaa), wherein Z is -O-. In some embodiments is a compound of Formula (XIIIaa), wherein Z is -N(R_4)-. In some embodiments is a compound of Formula (XIIIaa), wherein Z is NH. In some embodiments is a compound of Formula (XIIIaa), wherein A is -P(O)(OH)₂. In some embodiments is a compound of Formula (XIIIaa), wherein A is -S(O)₂OH. In some embodiments is a compound of Formula (XIIIaa), wherein A is -C(=O)CH(NH₂)R₈. In some embodiments is a compound of Formula (XIIIaa), wherein m is 0. In some embodiments is a compound of Formula (XIIIaa), wherein m is 1.

[00178] In some embodiments is a compound having the structure of Formula (XIIIbb):



Formula (XIIIbb);

wherein:

A is -P(O)(OH)₂, -S(O)₂OH, or -C(=O)CH(NH₂)R₈;

X is -O- or -N(R₃)-;

Z is -O- or -N(R₄)-;

R_1 , R_2 , R_3 , and R_4 are independently selected from hydrogen, unsubstituted or substituted C_{1-6} alkyl, unsubstituted or substituted C_{3-8} cycloalkyl, and unsubstituted or substituted C_{2-8} heterocycloalkyl;

each R_5 is independently selected from halogen, -CN, -NO₂, C_{1-6} alkyl, C_{1-6} haloalkyl, C_{1-6} heteroalkyl, C_{1-6} alkoxy, C_{3-8} cycloalkyl, C_{2-8} heterocycloalkyl, aryl, heteroaryl, -C(O)R₆, -CO₂R₆, -C(O)NR₆R₇, -SO₂R₆, and -SO₂NR₆R₇;

R_6 and R_7 are independently selected from hydrogen and C_{1-6} alkyl;

R_8 is hydrogen, unsubstituted C_{1-6} alkyl, - C_{1-6} alkyl-OH, - C_{1-6} alkyl-SH, - C_{1-6} alkyl-SCH₃, - C_{1-6} alkyl-C(=O)OH, - C_{1-6} alkyl-C(=O)NH₂, - C_{1-6} alkyl-NH₂, - C_{1-6} alkyl-N(H)C(=NH)NH₂, - C_{1-6} alkyl-(phenyl), - C_{1-6} alkyl-(4-hydroxyphenyl), or - C_{1-6} alkyl-(heteroaryl); and

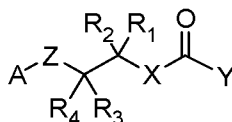
m is 0, 1, 2, 3, or 4;

or a pharmaceutically acceptable salt, pharmaceutically acceptable solvate, or hydrate thereof.

[00179] In some embodiments is a compound of Formula (XIIIbb), wherein X is -O-. In some embodiments is a compound of Formula (XIIIbb), wherein X is -N(R₃)-. In some embodiments

is a compound of Formula (XIIIbb), wherein X is NH. In some embodiments is a compound of Formula (XIIIbb), wherein R₁ and R₂ are independently selected from hydrogen and unsubstituted C₁₋₆alkyl. In some embodiments is a compound of Formula (XIIIbb), wherein R₁ and R₂ are hydrogen. In some embodiments is a compound of Formula (XIIIbb), wherein Z is -O-. In some embodiments is a compound of Formula (XIIIbb), wherein Z is -N(R₄)-. In some embodiments is a compound of Formula (XIIIbb), wherein Z is NH. In some embodiments is a compound of Formula (XIIIbb), wherein A is -P(O)(OH)₂. In some embodiments is a compound of Formula (XIIIbb), wherein A is -S(O)₂OH. In some embodiments is a compound of Formula (XIIIbb), wherein A is -C(=O)CH(NH₂)R₈. In some embodiments is a compound of Formula (XIIIbb), wherein m is 0. In some embodiments is a compound of Formula (XIIIbb), wherein m is 1.

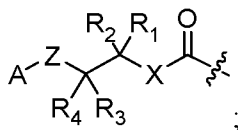
[00180] In another aspect, described herein is a compound having the structure of Formula (XIV):



Formula (XIV);

wherein:

Y is a phenolic TRPV1 agonist, wherein the hydrogen atom of the phenolic hydroxyl group is



replaced by a covalent bond to

A is -P(O)(OH)₂, -S(O)₂OH, or -C(=O)CH(NH₂)R₈;

X is -O- or -N(R₅)-;

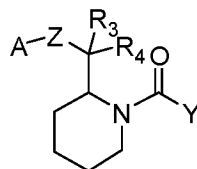
Z is -O- or -N(R₆)-;

R₁, R₂, R₃, R₄, R₅, and R₆ are independently selected from hydrogen, unsubstituted or substituted C₁₋₆alkyl, unsubstituted or substituted C₃₋₈cycloalkyl, and unsubstituted or substituted C₂₋₈heterocycloalkyl; or R₂, R₃, R₄, and R₆ are independently selected from hydrogen, unsubstituted or substituted C₁₋₆alkyl, unsubstituted or substituted C₃₋₈cycloalkyl, and unsubstituted or substituted C₂₋₈heterocycloalkyl, and R₁ and R₅ groups on adjacent atoms, together with the atoms to which they are attached, form a substituted or unsubstituted C₂₋₈heterocycloalkyl group; and

R₈ is hydrogen, unsubstituted C₁₋₆alkyl, -C₁₋₆alkyl-OH, -C₁₋₆alkyl-SH, -C₁₋₆alkyl-SCH₃, -C₁₋₆alkyl-C(=O)OH, -C₁₋₆alkyl-C(=O)NH₂, -C₁₋₆alkyl-NH₂, -C₁₋₆alkyl-N(H)C(=NH)NH₂, -C₁₋₆alkyl-(phenyl), -C₁₋₆alkyl-(4-hydroxyphenyl), or -C₁₋₆alkyl-(heteroaryl);
or a pharmaceutically acceptable salt, pharmaceutically acceptable solvate, or hydrate thereof.

[00181] In some embodiments is a compound of Formula (XIV), wherein X is $-N(R_5)-$. In some embodiments is a compound of Formula (XIV), wherein X is $-N(R_5)-$ and R_5 is unsubstituted or substituted C_{1-6} alkyl. In some embodiments is a compound of Formula (XIV), wherein X is $-N(H)-$. In some embodiments is a compound of Formula (XIV), wherein X is $-O-$. In some embodiments is a compound of Formula (XIV), wherein Z is $-N(R_6)-$. In some embodiments is a compound of Formula (XIV), wherein Z is $-N(R_6)-$ and R_6 is unsubstituted or substituted C_{1-6} alkyl. In some embodiments is a compound of Formula (XIV), wherein Z is $-N(H)-$. In some embodiments is a compound of Formula (XIV), wherein Z is $-O-$. In some embodiments is a compound of Formula (XIV), wherein R_2 , R_3 , R_4 , and R_6 are independently selected from hydrogen, and unsubstituted or substituted C_{1-6} alkyl, and R_1 and R_5 groups on adjacent atoms, together with the atoms to which they are attached, form a substituted or unsubstituted C_{2-8} heterocycloalkyl group. In some embodiments is a compound of Formula (XIV), wherein R_1 , R_2 , R_3 , R_4 , R_5 , and R_6 are independently selected from hydrogen and unsubstituted or substituted C_{1-6} alkyl. In some embodiments is a compound of Formula (XIV), wherein A is $-P(O)(OH)_2$. In some embodiments is a compound of Formula (XIV), wherein A is $-S(O)_2OH$. In some embodiments is a compound of Formula (XIV), wherein A is $-C(=O)CH(NH_2)R_8$.

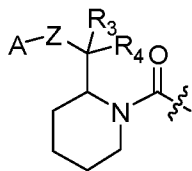
[00182] In some embodiments is a compound having the structure of Formula (XIVa):



Formula (XIVa);

wherein:

Y is a phenolic TRPV1 agonist, wherein the hydrogen atom of the phenolic hydroxyl group is



replaced by a covalent bond to

A is $-P(O)(OH)_2$, $-S(O)_2OH$, or $-C(=O)CH(NH_2)R_8$;

Z is $-O-$ or $-N(R_6)-$;

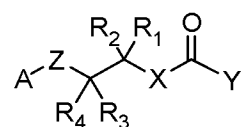
R_3 , R_4 , and R_6 are independently selected from hydrogen, unsubstituted or substituted C_{1-6} alkyl, unsubstituted or substituted C_{3-8} cycloalkyl, and unsubstituted or substituted C_{2-8} heterocycloalkyl; and

R_8 is hydrogen, unsubstituted C_{1-6} alkyl, $-C_{1-6}$ alkyl-OH, $-C_{1-6}$ alkyl-SH, $-C_{1-6}$ alkyl-SCH₃, $-C_{1-6}$ alkyl-C(=O)OH, $-C_{1-6}$ alkyl-C(=O)NH₂, $-C_{1-6}$ alkyl-NH₂, $-C_{1-6}$ alkyl-N(H)C(=NH)NH₂, $-C_{1-6}$ alkyl-(phenyl), $-C_{1-6}$ alkyl-(4-hydroxyphenyl), or $-C_{1-6}$ alkyl-(heteroaryl);

or a pharmaceutically acceptable salt, pharmaceutically acceptable solvate, or hydrate thereof.

[00183] In some embodiments is a compound of Formula (XIVa), wherein Z is $-N(R_6)-$. In some embodiments is a compound of Formula (XIVa), wherein Z is $-N(R_6)-$ and R_6 is unsubstituted or substituted C_{1-6} alkyl. In some embodiments is a compound of Formula (XIVa), wherein Z is $-N(H)-$. In some embodiments is a compound of Formula (XIVa), wherein Z is $-O-$. In some embodiments is a compound of Formula (XIVa), wherein R_3 , R_4 , and R_6 are independently selected from hydrogen, and unsubstituted or substituted C_{1-6} alkyl. In some embodiments is a compound of Formula (XIVa), wherein A is $-P(O)(OH)_2$. In some embodiments is a compound of Formula (XIVa), wherein A is $-S(O)_2OH$. In some embodiments is a compound of Formula (XIVa), wherein A is $-C(=O)CH(NH_2)R_8$.

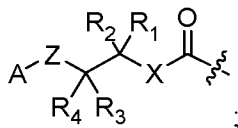
[00184] In some embodiments is a compound having the structure of Formula (XIVb):



Formula (XIVb);

wherein:

Y is a phenolic TRPV1 agonist, wherein the hydrogen atom of the phenolic hydroxyl group is



replaced by a covalent bond to

A is $-P(O)(OH)_2$, $-S(O)_2OH$, or $-C(=O)CH(NH_2)R_8$;

X is $-O-$ or $-N(R_5)-$;

Z is $-O-$ or $-N(R_6)-$;

R_1 , R_2 , R_3 , R_4 , R_5 , and R_6 are independently selected from hydrogen, unsubstituted or substituted C_{1-6} alkyl, unsubstituted or substituted C_{3-8} cycloalkyl, and unsubstituted or substituted C_{2-8} heterocycloalkyl; and

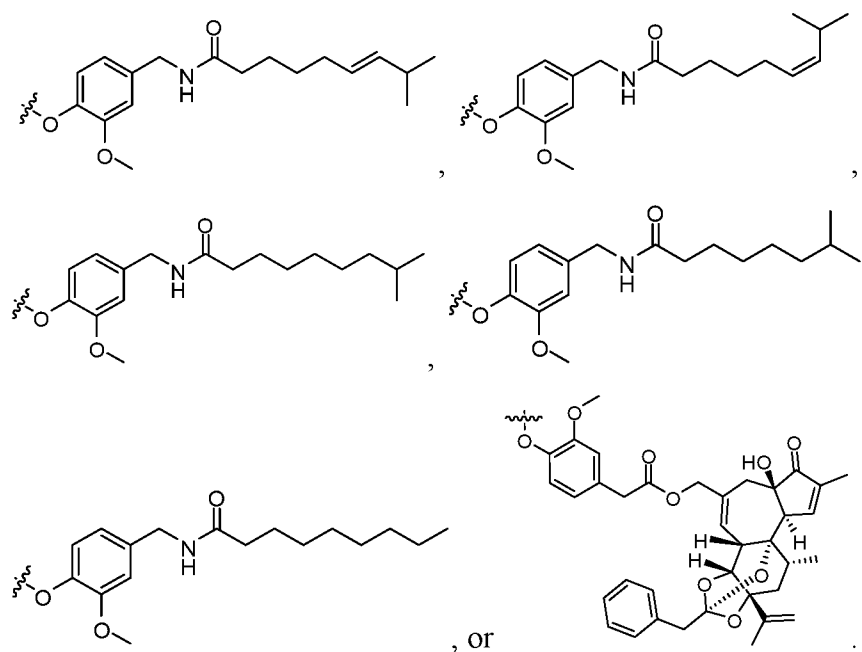
R_8 is hydrogen, unsubstituted C_{1-6} alkyl, $-C_{1-6}$ alkyl-OH, $-C_{1-6}$ alkyl-SH, $-C_{1-6}$ alkyl-SCH₃, $-C_{1-6}$ alkyl-C(=O)OH, $-C_{1-6}$ alkyl-C(=O)NH₂, $-C_{1-6}$ alkyl-NH₂, $-C_{1-6}$ alkyl-N(H)C(=NH)NH₂, $-C_{1-6}$ alkyl-(phenyl), $-C_{1-6}$ alkyl-(4-hydroxyphenyl), or $-C_{1-6}$ alkyl-(heteroaryl);

or a pharmaceutically acceptable salt, pharmaceutically acceptable solvate, or hydrate thereof.

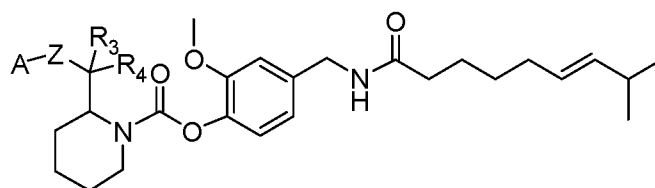
[00185] In some embodiments is a compound of Formula (XIVb), wherein X is $-N(R_5)-$. In some embodiments is a compound of Formula (XIVb), wherein X is $-N(R_5)-$ and R_5 is

unsubstituted or substituted C₁₋₆alkyl. In some embodiments is a compound of Formula (XIVb), wherein X is -N(H)-. In some embodiments is a compound of Formula (XIVb), wherein X is -O-. In some embodiments is a compound of Formula (XIVb), wherein Z is -N(R₆)-. In some embodiments is a compound of Formula (XIVb), wherein Z is -N(R₆)- and R₆ is unsubstituted or substituted C₁₋₆alkyl. In some embodiments is a compound of Formula (XIVb), wherein Z is -N(H)-. In some embodiments is a compound of Formula (XIVb), wherein Z is -O-. In some embodiments is a compound of Formula (XIVb), wherein R₁, R₂, R₃, R₄, R₅, and R₆ are independently selected from hydrogen and unsubstituted or substituted C₁₋₆alkyl. In some embodiments is a compound of Formula (XIVb), wherein A is -P(O)(OH)₂. In some embodiments is a compound of Formula (XIVb), wherein A is -S(O)₂OH. In some embodiments is a compound of Formula (XIVb), wherein A is -C(=O)CH(NH₂)R₈.

[00186] In some embodiments is a compound of Formula (XIV), (XIVa), or (XIVb), wherein Y is



[00187] In some embodiments is a compound having the structure of Formula (XIVaa):



Formula (XIVaa);

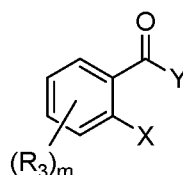
wherein:

A is -P(O)(OH)₂, -S(O)₂OH, or -C(=O)CH(NH₂)R₈;

Z is -O- or -N(R₆)-; and

(XIVbb), wherein X is -N(H)-. In some embodiments is a compound of Formula (XIVbb), wherein X is -O-. In some embodiments is a compound of Formula (XIVbb), wherein Z is -N(R₆)-. In some embodiments is a compound of Formula (XIVbb), wherein Z is -N(R₆)- and R₆ is unsubstituted or substituted C₁₋₆alkyl. In some embodiments is a compound of Formula (XIVbb), wherein Z is -N(H)-. In some embodiments is a compound of Formula (XIVbb), wherein Z is -O-. In some embodiments is a compound of Formula (XIVbb), wherein R₁, R₂, R₃, R₄, R₅, and R₆ are independently selected from hydrogen and unsubstituted or substituted C₁₋₆alkyl. In some embodiments is a compound of Formula (XIVbb), wherein A is -P(O)(OH)₂. In some embodiments is a compound of Formula (XIVbb), wherein A is -S(O)₂OH. In some embodiments is a compound of Formula (XIVbb), wherein A is -C(=O)CH(NH₂)R₈.

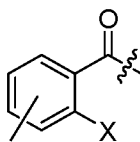
[00191] In another aspect, described herein is a compound having the structure of Formula (XV):



Formula (XV);

wherein:

Y is a phenolic TRPV1 agonist, wherein the hydrogen atom of the phenolic hydroxyl group is



replaced by a covalent bond to (R₃)_m ;

X is -OS(O)₂OH, -OS(O)₂NHR₁, -N(R₁)S(O)₂NHR₂, -OC(O)NHR₁, -N(R₁)C(O)NHR₂, -C(R₁)(R₂)OH, -OP(O)(OR₁)OH, -N(R₁)P(O)(OR₂)OH, -OP(O)(OR₁)NHR₂, or -N(R₁)P(O)(OR₁)NHR₁;

R₁ and R₂ are independently selected from hydrogen, unsubstituted or substituted C₁₋₆alkyl, unsubstituted or substituted C₃₋₈cycloalkyl, and unsubstituted or substituted C₂₋₈heterocycloalkyl;

each R₃ is independently selected from halogen, -OH, -CN, -NO₂, -NR₆R₇, C₁₋₆alkyl, C₁₋₆haloalkyl, C₁₋₆heteroalkyl, C₁₋₆alkoxy, C₃₋₈cycloalkyl, C₂₋₈heterocycloalkyl, aryl, heteroaryl, -C(O)R₆, -CO₂R₆, -C(O)NR₆R₇, -SO₂R₆, and -SO₂NR₆R₇;

R₆ and R₇ are independently selected from hydrogen and C₁₋₆alkyl;

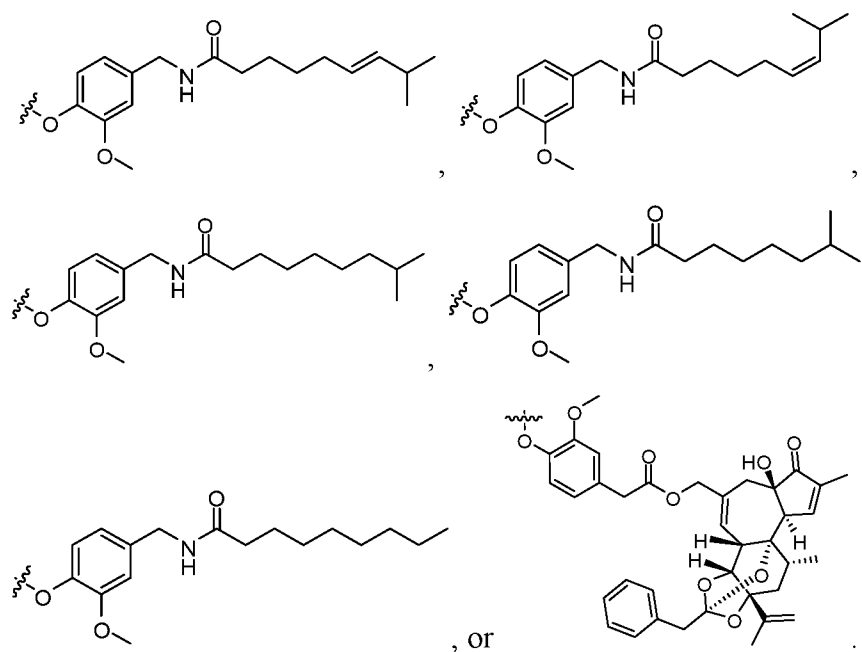
m is 0, 1, 2, 3, or 4;

or a pharmaceutically acceptable salt, pharmaceutically acceptable solvate, or hydrate thereof.

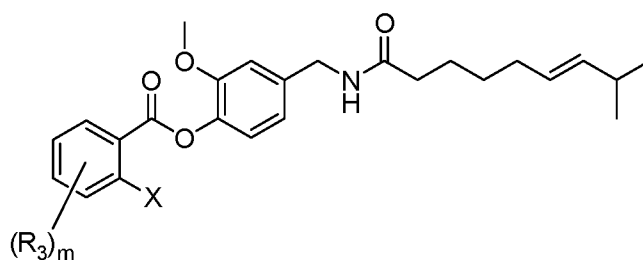
[00192] In some embodiments is a compound of Formula (XV), wherein X is -OS(O)₂OH. In some embodiments is a compound of Formula (XV), wherein X is -OS(O)₂NHR₁. In some

embodiments is a compound of Formula (XV), wherein X is $-\text{N}(\text{R}_1)\text{S}(\text{O})_2\text{NHR}_2$. In some embodiments is a compound of Formula (XV), wherein X is $-\text{OC}(\text{O})\text{NHR}_1$. In some embodiments is a compound of Formula (XV), wherein X is $-\text{N}(\text{R}_1)\text{C}(\text{O})\text{NHR}_2$. In some embodiments is a compound of Formula (XV), wherein X is $-\text{C}(\text{R}_1)(\text{R}_2)\text{OH}$. In some embodiments is a compound of Formula (XV), wherein X is $-\text{OP}(\text{O})(\text{OR}_1)\text{OH}$. In some embodiments is a compound of Formula (XV), wherein X is $-\text{N}(\text{R}_1)\text{P}(\text{O})(\text{OR}_2)\text{OH}$. In some embodiments is a compound of Formula (XV), wherein X is $-\text{OP}(\text{O})(\text{OR}_1)\text{NHR}_2$. In some embodiments is a compound of Formula (XV), wherein X is $-\text{N}(\text{R}_1)\text{P}(\text{O})(\text{OR}_1)\text{NHR}_1$. In some embodiments is a compound of Formula (XV), wherein R_1 and R_2 are independently selected from hydrogen and unsubstituted or substituted C_{1-6} alkyl. In some embodiments is a compound of Formula (XV), wherein m is 0. In some embodiments is a compound of Formula (XV), wherein m is 1.

[00193] In some embodiments is a compound of Formula (XV), wherein Y is



[00194] In some embodiments is a compound having the structure of Formula (XVa):



Formula (XVa);

wherein:

X is $-\text{OS}(\text{O})_2\text{OH}$, $-\text{OS}(\text{O})_2\text{NHR}_1$, $-\text{N}(\text{R}_1)\text{S}(\text{O})_2\text{NHR}_2$, $-\text{OC}(\text{O})\text{NHR}_1$, $-\text{N}(\text{R}_1)\text{C}(\text{O})\text{NHR}_2$, $-\text{C}(\text{R}_1)(\text{R}_2)\text{OH}$, $-\text{OP}(\text{O})(\text{OR}_1)\text{OH}$, $-\text{N}(\text{R}_1)\text{P}(\text{O})(\text{OR}_2)\text{OH}$, $-\text{OP}(\text{O})(\text{OR}_1)\text{NHR}_2$, or $-\text{N}(\text{R}_1)\text{P}(\text{O})(\text{OR}_1)\text{NHR}_1$;

R_1 and R_2 are independently selected from hydrogen, unsubstituted or substituted C_{1-6} alkyl, unsubstituted or substituted C_{3-8} cycloalkyl, and unsubstituted or substituted C_{2-8} heterocycloalkyl;

each R_3 is independently selected from halogen, $-\text{OH}$, $-\text{CN}$, $-\text{NO}_2$, $-\text{NR}_6\text{R}_7$, C_{1-6} alkyl, C_{1-6} haloalkyl, C_{1-6} heteroalkyl, C_{1-6} alkoxy, C_{3-8} cycloalkyl, C_{2-8} heterocycloalkyl, aryl, heteroaryl, $-\text{C}(\text{O})\text{R}_6$, $-\text{CO}_2\text{R}_6$, $-\text{C}(\text{O})\text{NR}_6\text{R}_7$, $-\text{SO}_2\text{R}_6$, and $-\text{SO}_2\text{NR}_6\text{R}_7$;

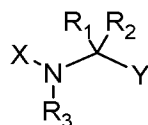
R_6 and R_7 are independently selected from hydrogen and C_{1-6} alkyl;

m is 0, 1, 2, 3, or 4;

or a pharmaceutically acceptable salt, pharmaceutically acceptable solvate, or hydrate thereof.

[00195] In some embodiments is a compound of Formula (XVa), wherein X is $-\text{OS}(\text{O})_2\text{OH}$. In some embodiments is a compound of Formula (XVa), wherein X is $-\text{OS}(\text{O})_2\text{NHR}_1$. In some embodiments is a compound of Formula (XVa), wherein X is $-\text{N}(\text{R}_1)\text{S}(\text{O})_2\text{NHR}_2$. In some embodiments is a compound of Formula (XVa), wherein X is $-\text{OC}(\text{O})\text{NHR}_1$. In some embodiments is a compound of Formula (XVa), wherein X is $-\text{N}(\text{R}_1)\text{C}(\text{O})\text{NHR}_2$. In some embodiments is a compound of Formula (XVa), wherein X is $-\text{C}(\text{R}_1)(\text{R}_2)\text{OH}$. In some embodiments is a compound of Formula (XVa), wherein X is $-\text{OP}(\text{O})(\text{OR}_1)\text{OH}$. In some embodiments is a compound of Formula (XVa), wherein X is $-\text{N}(\text{R}_1)\text{P}(\text{O})(\text{OR}_2)\text{OH}$. In some embodiments is a compound of Formula (XVa), wherein X is $-\text{OP}(\text{O})(\text{OR}_1)\text{NHR}_2$. In some embodiments is a compound of Formula (XVa), wherein X is $-\text{N}(\text{R}_1)\text{P}(\text{O})(\text{OR}_1)\text{NHR}_1$. In some embodiments is a compound of Formula (XVa), wherein R_1 and R_2 are independently selected from hydrogen and unsubstituted or substituted C_{1-6} alkyl. In some embodiments is a compound of Formula (XVa), wherein m is 0. In some embodiments is a compound of Formula (XVa), wherein m is 1.

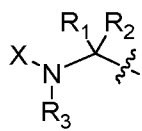
[00196] In another aspect, described herein is a compound having the structure of Formula (XVI):



Formula (XVI);

wherein:

Y is a phenolic TRPV1 agonist, wherein the hydrogen atom of the phenolic hydroxyl group is



replaced by a covalent bond to ;

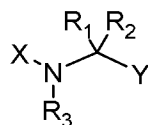
X is $-\text{P}(\text{O})(\text{OH})_2$, $-\text{S}(\text{O})_2\text{OH}$, or $-\text{C}(=\text{O})\text{CH}(\text{NH}_2)\text{R}_8$;

R_1 , R_2 , and R_3 are independently selected from hydrogen, unsubstituted or substituted C_{1-6} alkyl, unsubstituted or substituted C_{3-8} cycloalkyl, and unsubstituted or substituted C_{2-8} heterocycloalkyl; and

R_8 is hydrogen, unsubstituted C_{1-6} alkyl, $-\text{C}_{1-6}$ alkyl-OH, $-\text{C}_{1-6}$ alkyl-SH, $-\text{C}_{1-6}$ alkyl-SCH₃, $-\text{C}_{1-6}$ alkyl-C(=O)OH, $-\text{C}_{1-6}$ alkyl-C(=O)NH₂, $-\text{C}_{1-6}$ alkyl-NH₂, $-\text{C}_{1-6}$ alkyl-N(H)C(=NH)NH₂, $-\text{C}_{1-6}$ alkyl-(phenyl), $-\text{C}_{1-6}$ alkyl-(4-hydroxyphenyl), or $-\text{C}_{1-6}$ alkyl-(heteroaryl);
or a pharmaceutically acceptable salt, pharmaceutically acceptable solvate, or hydrate thereof.

[00197] In some embodiments is a compound of Formula (XVI), wherein R_1 , R_2 , and R_3 are independently selected from hydrogen and unsubstituted C_{1-6} alkyl. In some embodiments is a compound of Formula (XVI), wherein R_1 , R_2 , and R_3 are hydrogen. In some embodiments is a compound of Formula (XVI), wherein X is $-\text{P}(\text{O})(\text{OH})_2$. In some embodiments is a compound of Formula (XVI), wherein X is $-\text{S}(\text{O})_2\text{OH}$. In some embodiments is a compound of Formula (XVI), wherein X is $-\text{C}(=\text{O})\text{CH}(\text{NH}_2)\text{R}_8$.

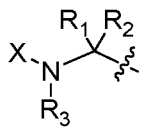
[00198] In some embodiments is a compound having the structure of Formula (XVIa):



Formula (XVIa);

wherein:

Y is a phenolic TRPV1 agonist, wherein the hydrogen atom of the phenolic hydroxyl group is



replaced by a covalent bond to

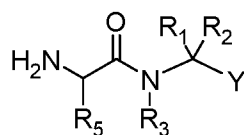
X is $-\text{P}(\text{O})(\text{OH})_2$ or $-\text{S}(\text{O})_2\text{OH}$;

R_1 , R_2 , and R_3 are independently selected from hydrogen, unsubstituted or substituted C_{1-6} alkyl, unsubstituted or substituted C_{3-8} cycloalkyl, and unsubstituted or substituted C_{2-8} heterocycloalkyl;

or a pharmaceutically acceptable salt, pharmaceutically acceptable solvate, or hydrate thereof.

[00199] In some embodiments is a compound of Formula (XVIa), wherein R_1 , R_2 , and R_3 are independently selected from hydrogen and unsubstituted C_{1-6} alkyl. In some embodiments is a compound of Formula (XVIa), wherein R_1 , R_2 , and R_3 are hydrogen. In some embodiments is a compound of Formula (XVIa), wherein X is $-\text{P}(\text{O})(\text{OH})_2$. In some embodiments is a compound of Formula (XVIa), wherein X is $-\text{S}(\text{O})_2\text{OH}$.

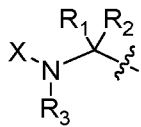
[00200] In some embodiments is a compound having the structure of Formula (XVIb):



Formula (XVIb);

wherein:

Y is a phenolic TRPV1 agonist, wherein the hydrogen atom of the phenolic hydroxyl group is



replaced by a covalent bond to

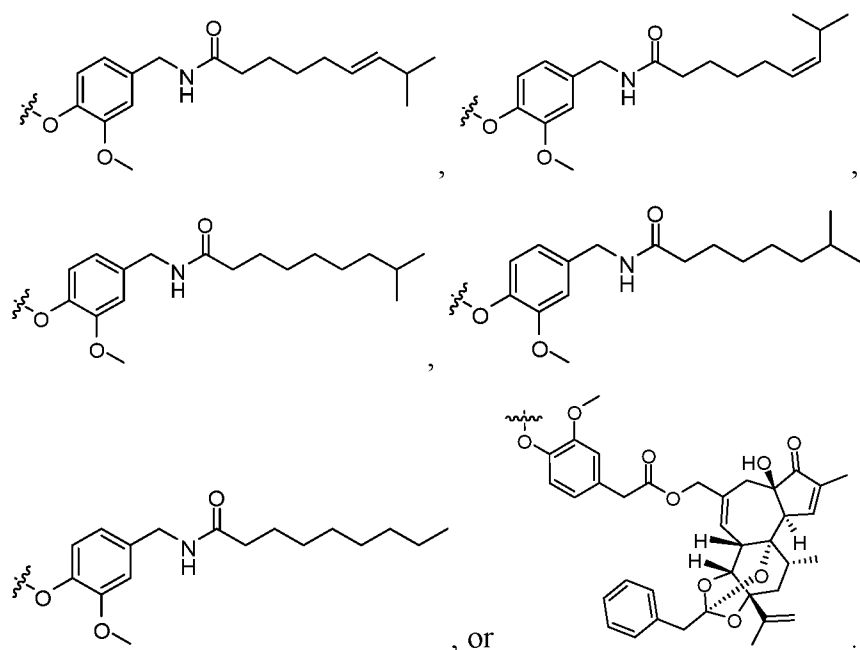
X is $-\text{C}(=\text{O})\text{CH}(\text{NH}_2)\text{R}_8$;

R_1 , R_2 , and R_3 are independently selected from hydrogen, unsubstituted or substituted C_{1-6} alkyl, unsubstituted or substituted C_{3-8} cycloalkyl, and unsubstituted or substituted C_{2-8} heterocycloalkyl;

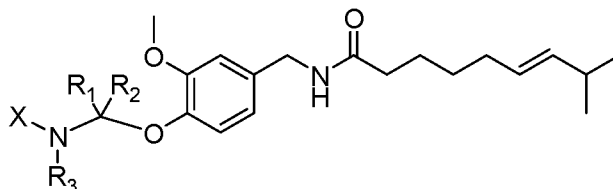
R_8 is selected from hydrogen, unsubstituted C_{1-6} alkyl, $-\text{C}_{1-6}$ alkyl-OH, $-\text{C}_{1-6}$ alkyl-SH, $-\text{C}_{1-6}$ alkyl-SCH₃, $-\text{C}_{1-6}$ alkyl-C(=O)OH, $-\text{C}_{1-6}$ alkyl-C(=O)NH₂, $-\text{C}_{1-6}$ alkyl-NH₂, $-\text{C}_{1-6}$ alkyl-N(H)C(=NH)NH₂, $-\text{C}_{1-6}$ alkyl-(phenyl), $-\text{C}_{1-6}$ alkyl-(4-hydroxyphenyl), or $-\text{C}_{1-6}$ alkyl-(heteroaryl); or a pharmaceutically acceptable salt, pharmaceutically acceptable solvate, or hydrate thereof.

[00201] In some embodiments is a compound of Formula (XVIb), wherein R_1 , R_2 , and R_3 are independently selected from hydrogen and unsubstituted C_{1-6} alkyl. In some embodiments is a compound of Formula (XVIb), wherein R_1 , R_2 , and R_3 are hydrogen. In some embodiments is a compound of Formula (XVIb), wherein each R_5 is independently selected from hydrogen, unsubstituted C_{1-6} alkyl, $-\text{C}_{1-6}$ alkyl-OH, $-\text{C}_{1-6}$ alkyl-C(=O)OH, $-\text{C}_{1-6}$ alkyl-C(=O)NH₂, $-\text{C}_{1-6}$ alkyl-N(H)C(=NH)NH₂, $-\text{C}_{1-6}$ alkyl-(phenyl), $-\text{C}_{1-6}$ alkyl-(4-hydroxyphenyl), and $-\text{C}_{1-6}$ alkyl-(heteroaryl). In some embodiments is a compound of Formula (XVIb), wherein R_5 is hydrogen. In some embodiments is a compound of Formula (XVIb), wherein R_5 is unsubstituted C_{1-6} alkyl. In some embodiments is a compound of Formula (XVIb), wherein R_5 is $-\text{C}_{1-6}$ alkyl-OH. In some embodiments is a compound of Formula (XVIb), wherein R_5 is $-\text{C}_{1-6}$ alkyl-C(=O)OH. In some embodiments is a compound of Formula (XVIb), wherein R_5 is $-\text{C}_{1-6}$ alkyl-(phenyl). In some embodiments is a compound of Formula (XVIb), wherein R_5 is $-\text{C}_{1-6}$ alkyl-(heteroaryl).

[00202] In some embodiments is a compound of Formula (XVI), (XVIa), or (XVIb), wherein Y is



[00203] In some embodiments is a compound having the structure of Formula (XVIaa):



Formula (XVIaa);

wherein:

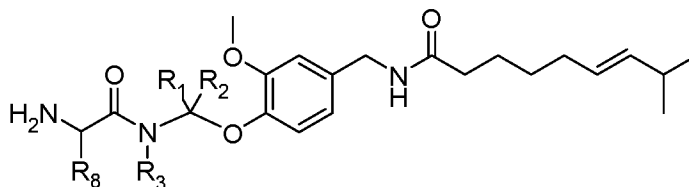
X is -P(O)(OH)₂ or -S(O)₂OH; and

R₁, R₂, and R₃ are independently selected from hydrogen, unsubstituted or substituted C₁₋₆alkyl, unsubstituted or substituted C₃₋₈cycloalkyl, and unsubstituted or substituted C₂₋₈heterocycloalkyl;

or a pharmaceutically acceptable salt, pharmaceutically acceptable solvate, or hydrate thereof.

[00204] In some embodiments is a compound of Formula (XVIaa), wherein R₁, R₂, and R₃ are independently selected from hydrogen and unsubstituted C₁₋₆alkyl. In some embodiments is a compound of Formula (XVIaa), wherein R₁, R₂, and R₃ are hydrogen. In some embodiments is a compound of Formula (XVIaa), wherein X is -P(O)(OH)₂. In some embodiments is a compound of Formula (XVIaa), wherein X is -S(O)₂OH.

[00205] In some embodiments is a compound having the structure of Formula (XVIbb):



Formula (XVIbb);

wherein:

R₁, R₂, and R₃ are independently selected from hydrogen, unsubstituted or substituted C₁₋₆alkyl, unsubstituted or substituted C₃₋₈cycloalkyl, and unsubstituted or substituted C₂₋₈heterocycloalkyl; and

R₅ is selected from hydrogen, unsubstituted C₁₋₆alkyl, -C₁₋₆alkyl-OH, -C₁₋₆alkyl-SH, -C₁₋₆alkyl-SCH₃, -C₁₋₆alkyl-C(=O)OH, -C₁₋₆alkyl-C(=O)NH₂, -C₁₋₆alkyl-NH₂, -C₁₋₆alkyl-N(H)C(=NH)NH₂, -C₁₋₆alkyl-(phenyl), -C₁₋₆alkyl-(4-hydroxyphenyl), and -C₁₋₆alkyl-(heteroaryl); or a pharmaceutically acceptable salt, pharmaceutically acceptable solvate, or hydrate thereof.

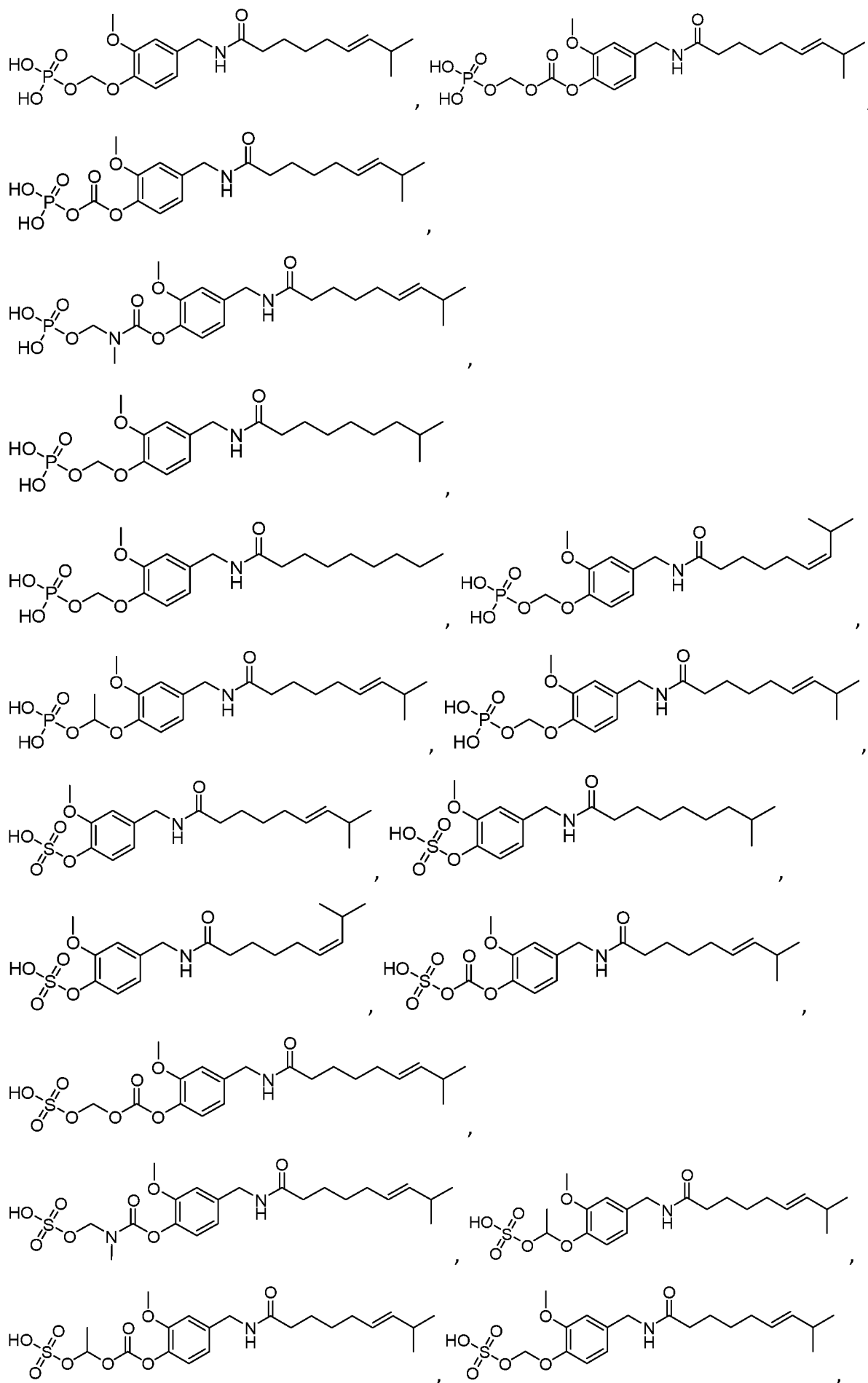
[00206] In some embodiments is a compound of Formula (XVIbb), wherein R₁, R₂, and R₃ are independently selected from hydrogen and unsubstituted C₁₋₆alkyl. In some embodiments is a compound of Formula (XVIbb), wherein R₁, R₂, and R₃ are hydrogen. In some embodiments is a compound of Formula (XVIbb), wherein each R₅ is independently selected from hydrogen, unsubstituted C₁₋₆alkyl, -C₁₋₆alkyl-OH, -C₁₋₆alkyl-C(=O)OH, -C₁₋₆alkyl-C(=O)NH₂, -C₁₋₆alkyl-N(H)C(=NH)NH₂, -C₁₋₆alkyl-(phenyl), -C₁₋₆alkyl-(4-hydroxyphenyl), and -C₁₋₆alkyl-(heteroaryl). In some embodiments is a compound of Formula (XVIbb), wherein R₅ is hydrogen. In some embodiments is a compound of Formula (XVIbb), wherein R₅ is unsubstituted C₁₋₆alkyl. In some embodiments is a compound of Formula (XVIbb), wherein R₅ is -C₁₋₆alkyl-OH. In some embodiments is a compound of Formula (XVIbb), wherein R₅ is -C₁₋₆alkyl-C(=O)OH. In some embodiments is a compound of Formula (XVIbb), wherein R₅ is -C₁₋₆alkyl-(phenyl). In some embodiments is a compound of Formula (XVIbb), wherein R₅ is -C₁₋₆alkyl-(heteroaryl).

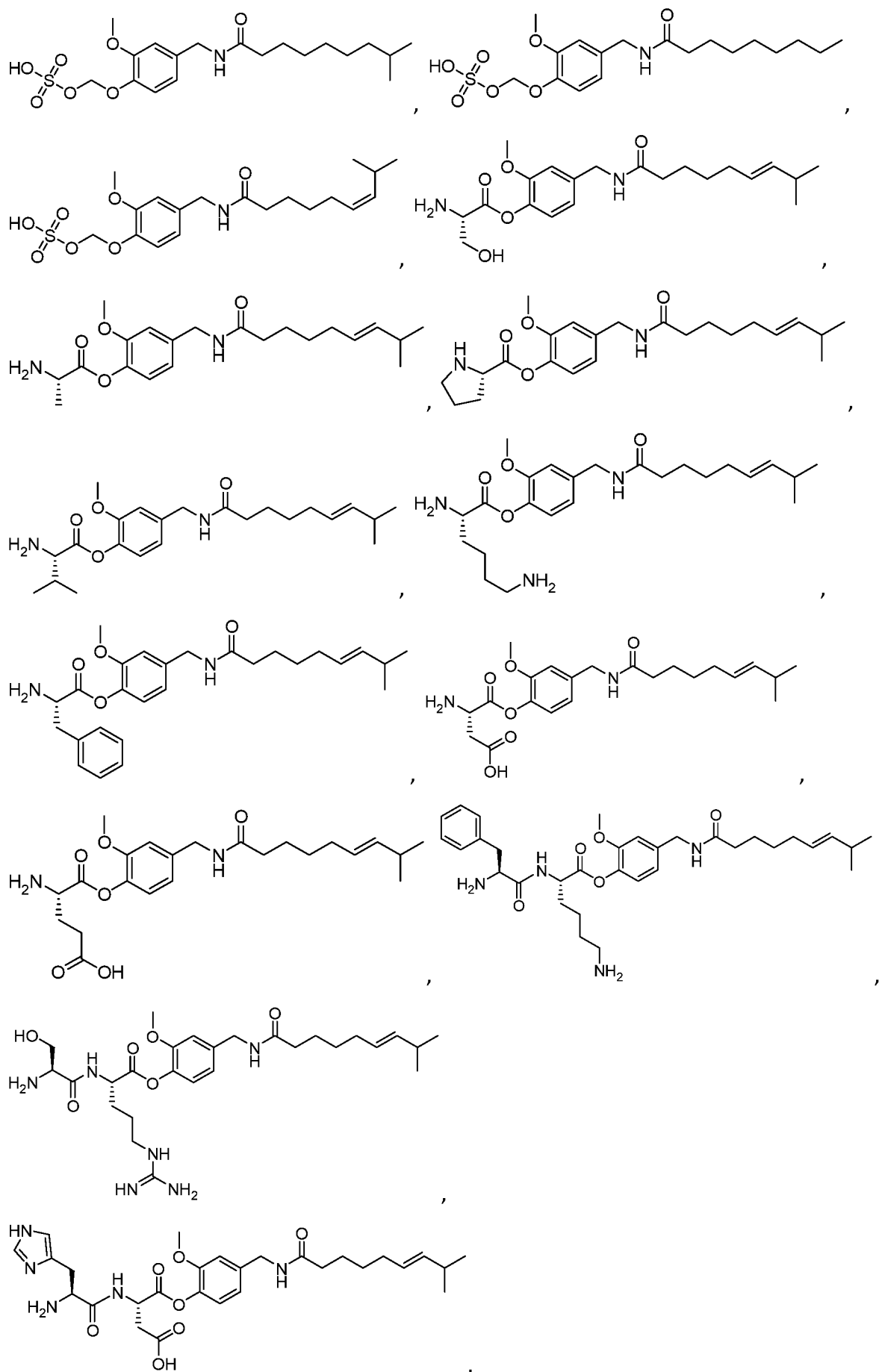
[00207] For any and all embodiments described herein, substituents are selected from among a subset of listed alternatives.

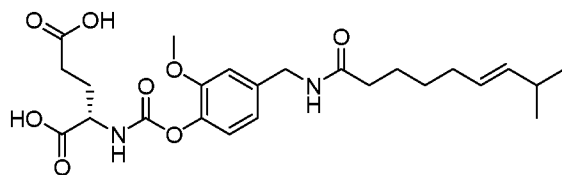
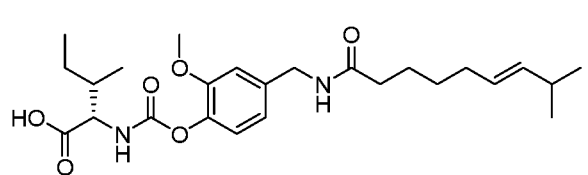
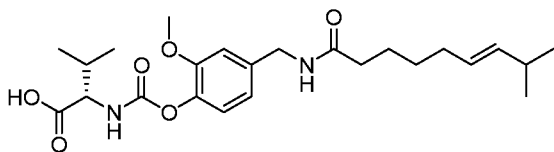
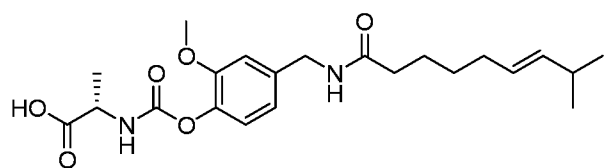
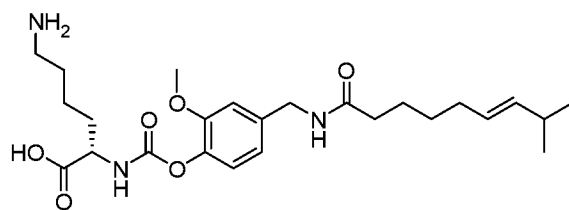
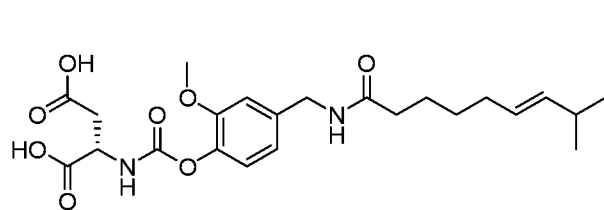
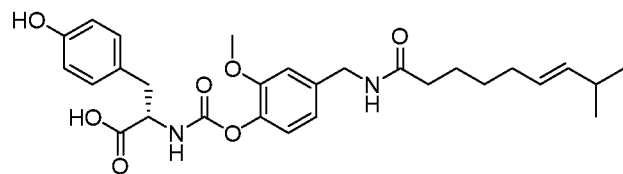
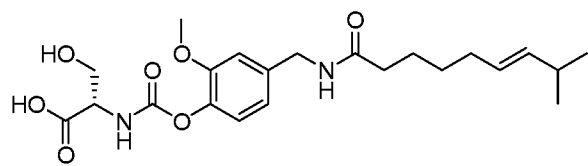
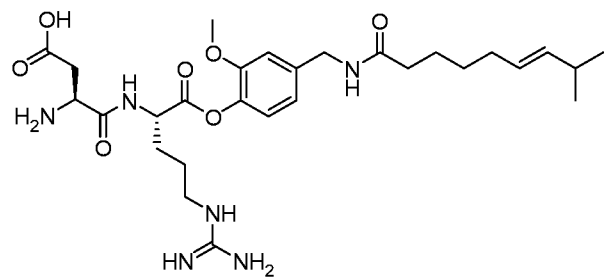
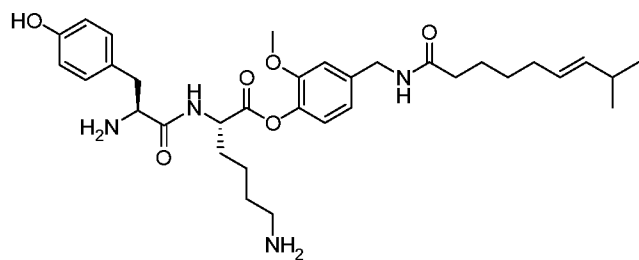
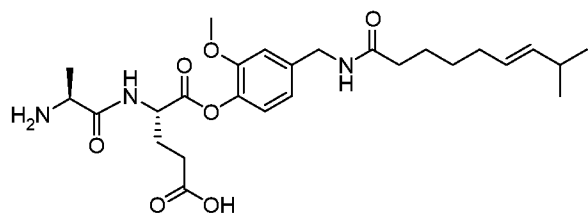
[00208] In another aspect is a pharmaceutical composition comprising a compound of Formula (I), (II), (IIa), (IIb), (IIaa), (IIbb), (III), (IIIa), (IIIb), (IIIaa), (IIIbb), (IV), (IVa), (IVb), (IVaa), (IVbb), (V), (Va), (Vb), (Vaa), (Vbb), (VI), (VIa), (VIb), (VIaa), (VIbb), (VII), (VIIa), (VIIaa), (VIIb), (VIII), (VIIIa), (VIIIb), (VIIIaa), (VIIIbb), (IX), (IXa), (IXb), (IXaa), (IXbb), (X), (Xa), (Xb), (Xaa), (Xbb), (XI), (XIa), (XIb), (XIaa), (XIbb), (XII), (XIIa), (XIIaa), (XIII), (XIIIa), (XIIIb), (XIIIaa), (XIIIbb), (XIV), (XIVa), (XIVb), (XIVaa), (XIVbb), (XV), (XVa), (XVI), (XVIa), (XVIb), (XVIaa), or (XVIbb), or a pharmaceutically acceptable salt, pharmaceutically acceptable solvate, or hydrate thereof, and a pharmaceutically acceptable diluent, excipient or binder. In some embodiments, the pharmaceutical composition is formulated for intravenous injection, subcutaneous injection, intramuscular injection, intraperitoneal injection, perineural injection, neuraxial injection, intra-articular injection, oral administration, or topical administration.

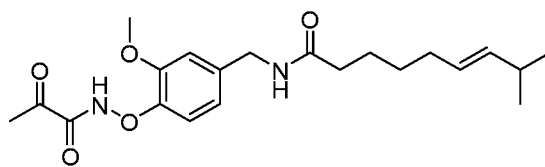
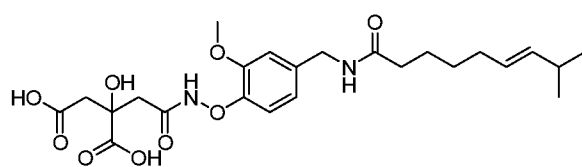
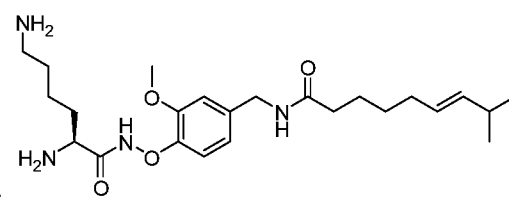
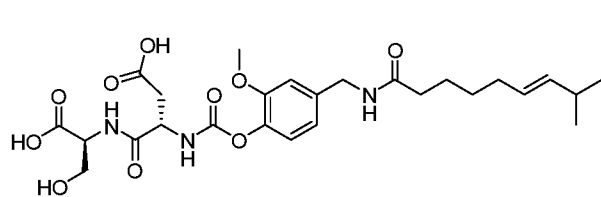
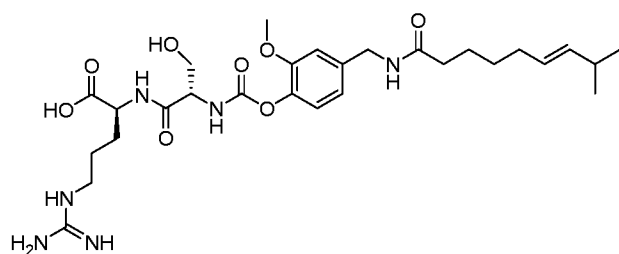
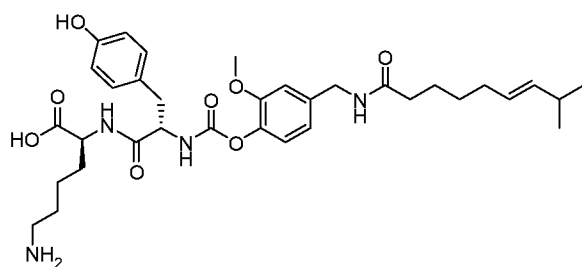
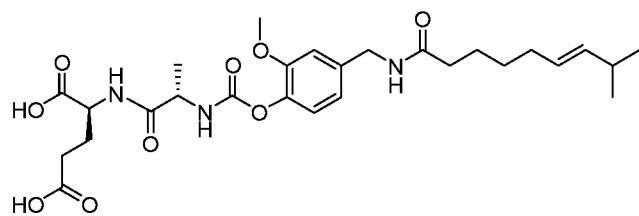
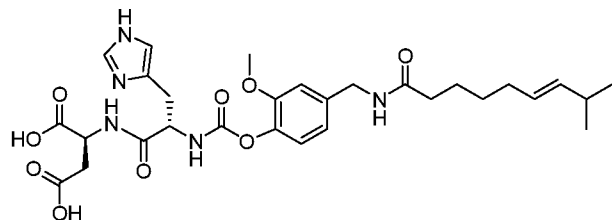
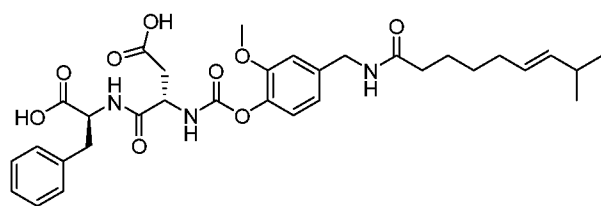
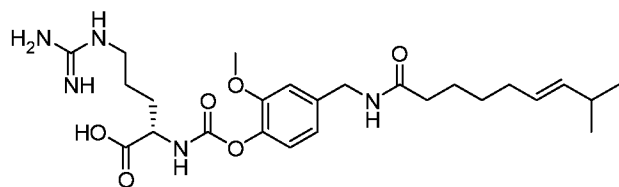
[00209] In another aspect is a method of treating pain in a subject, comprising administering to the subject a therapeutically effective amount of a compound of Formula (I), (II), (IIa), (IIb), (IIaa), (IIbb), (III), (IIIa), (IIIb), (IIIaa), (IIIbb), (IV), (IVa), (IVb), (IVaa), (IVbb), (V), (Va), (Vb), (Vaa), (Vbb), (VI), (VIa), (VIb), (VIaa), (VIbb), (VII), (VIIa), (VIIaa), (VIII), (VIIIa), (VIIIb), (VIIIaa), (VIIIbb), (IX), (IXa), (IXb), (IXaa), (IXbb), (X), (Xa), (Xb), (Xaa), (Xbb), (XI), (XIa), (XIb), (XIaa), (XIbb), (XII), (XIIa), (XIIaa), (XIII), (XIIIa), (XIIIb), (XIIIaa), (XIIIbb), (XIV), (XIVa), (XIVb), (XIVaa), (XIVbb), (XV), (XVa), (XVI), (XVIa), (XVIb), (XVIaa), or (XVIbb), or a pharmaceutically acceptable salt, pharmaceutically acceptable solvate, or hydrate thereof. In some embodiments is a method of treating pain in a subject, comprising administering to the subject a therapeutically effective amount of a compound of Formula (I), (II), (IIa), (IIb), (IIaa), (IIbb), (III), (IIIa), (IIIb), (IIIaa), (IIIbb), (IV), (IVa), (IVb), (IVaa), (IVbb), (V), (Va), (Vb), (Vaa), (Vbb), (VI), (VIa), (VIb), (VIaa), (VIbb), (VII), (VIIa), (VIIaa), (VIII), (VIIIa), (VIIIb), (VIIIaa), (VIIIbb), (IX), (IXa), (IXb), (IXaa), (IXbb), (X), (Xa), (Xb), (Xaa), (Xbb), (XI), (XIa), (XIb), (XIaa), (XIbb), (XII), (XIIa), (XIIaa), (XIII), (XIIIa), (XIIIb), (XIIIaa), (XIIIbb), (XIV), (XIVa), (XIVb), (XIVaa), (XIVbb), (XV), (XVa), (XVI), (XVIa), (XVIb), (XVIaa), or (XVIbb), or a pharmaceutically acceptable salt, pharmaceutically acceptable solvate, or hydrate thereof, wherein the pain is associated with post-operative pain, chronic post-surgical pain, neuropathic pain, postherpetic neuralgia, diabetic neuropathy, HIV-associated neuropathy, complex regional pain syndrome, cancer, nerve injury, cancer chemotherapy, vulvodynia, trauma, surgery, chronic musculoskeletal pain, lower back pain, osteoarthritis or rheumatoid arthritis. In some embodiments is a method of treating pain in a subject, comprising administering to the subject a therapeutically effective amount of a compound of Formula (I), (II), (IIa), (IIb), (IIaa), (IIbb), (III), (IIIa), (IIIb), (IIIaa), (IIIbb), (IV), (IVa), (IVb), (IVaa), (IVbb), (V), (Va), (Vb), (Vaa), (Vbb), (VI), (VIa), (VIb), (VIaa), (VIbb), (VII), (VIIa), (VIIaa), (VIII), (VIIIa), (VIIIb), (VIIIaa), (VIIIbb), (IX), (IXa), (IXb), (IXaa), (IXbb), (X), (Xa), (Xb), (Xaa), (Xbb), (XI), (XIa), (XIb), (XIaa), (XIbb), (XII), (XIIa), (XIIaa), (XIII), (XIIIa), (XIIIb), (XIIIaa), (XIIIbb), (XIV), (XIVa), (XIVb), (XIVaa), (XIVbb), (XV), (XVa), (XVI), (XVIa), (XVIb), (XVIaa), or (XVIbb), or a pharmaceutically acceptable salt, pharmaceutically acceptable solvate, or hydrate thereof, wherein the compound is administered locally, dermally, transdermally or systemically.

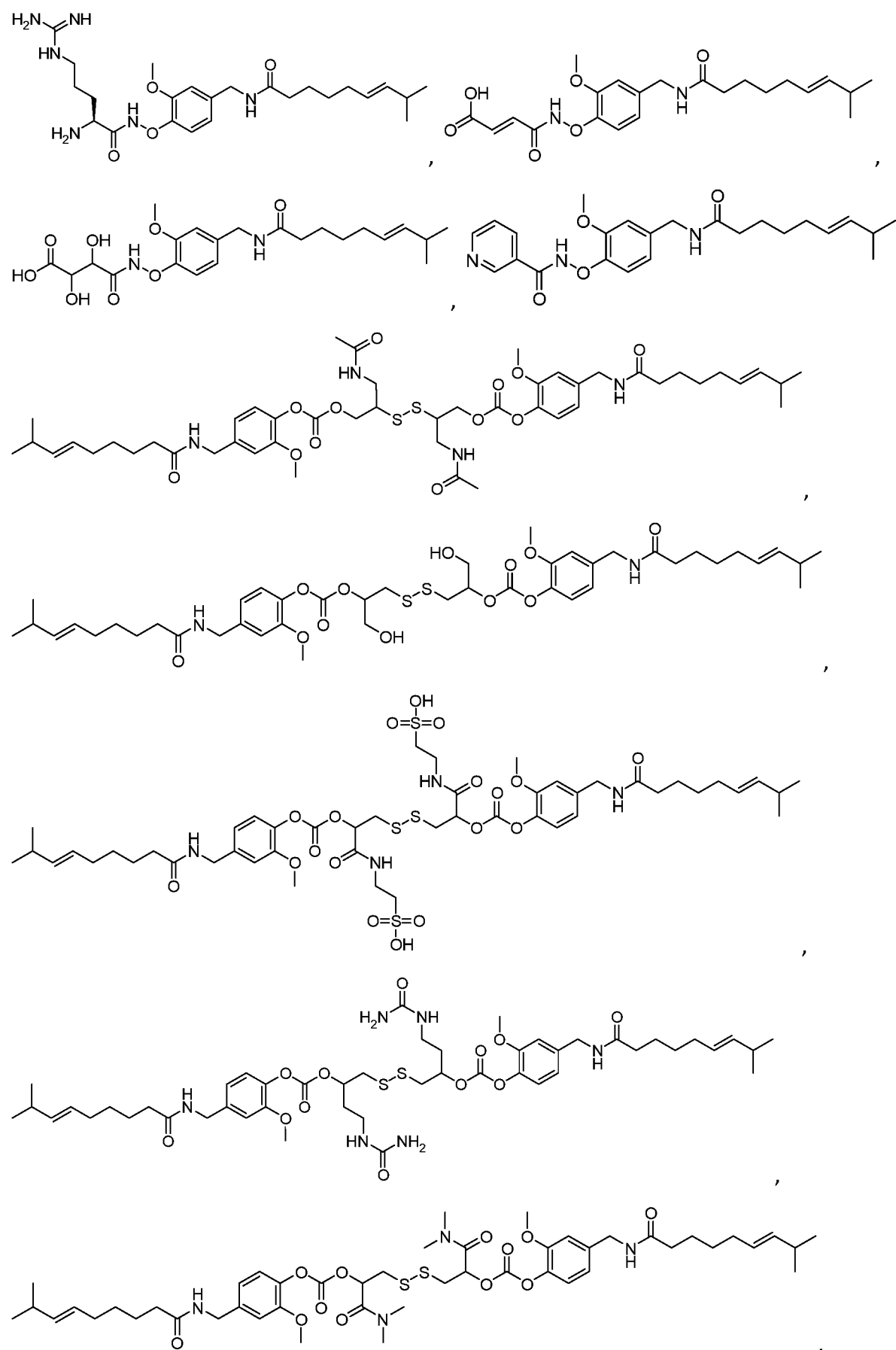
[00210] In another embodiment is a compound selected from:

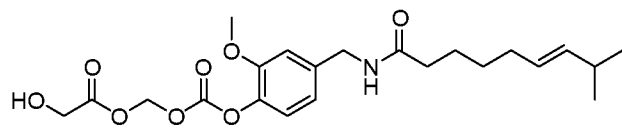
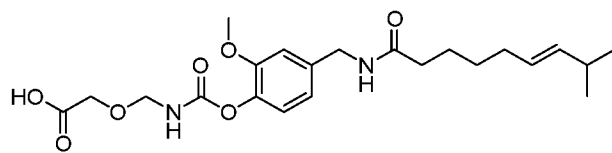
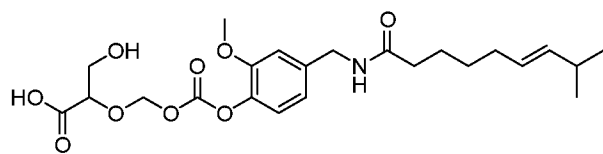
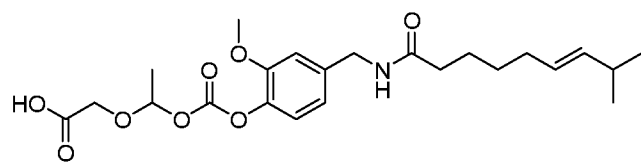
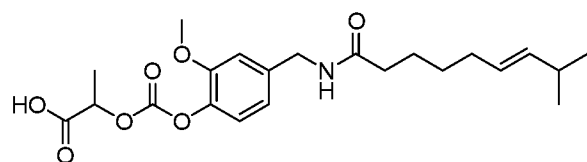
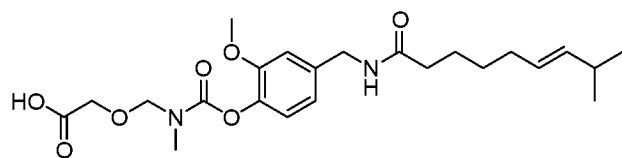
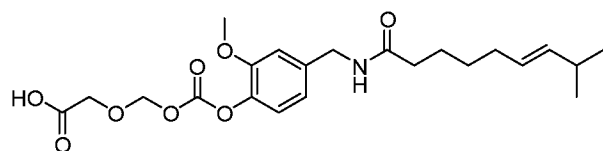
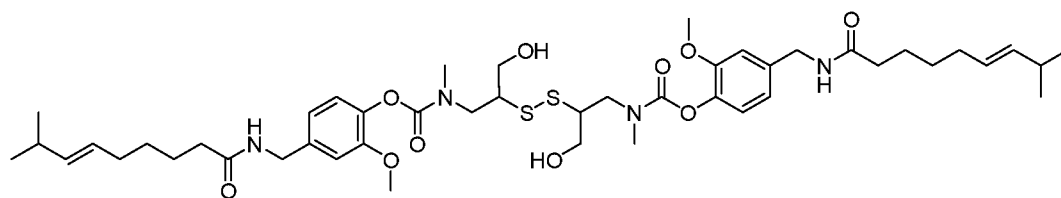
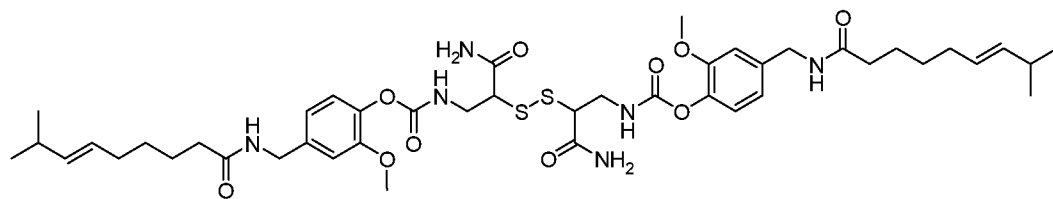
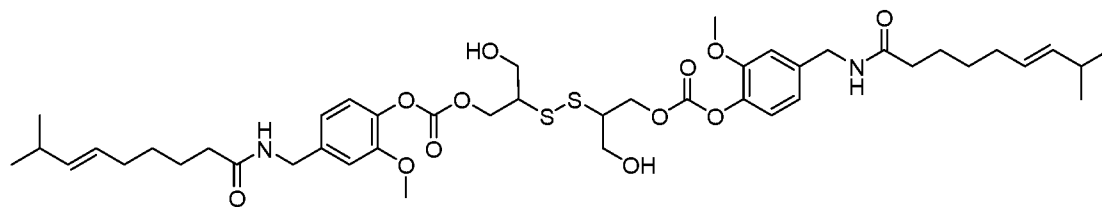


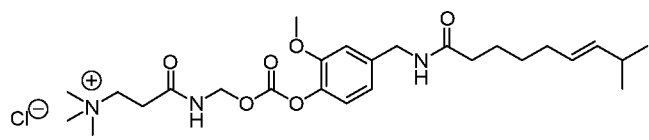
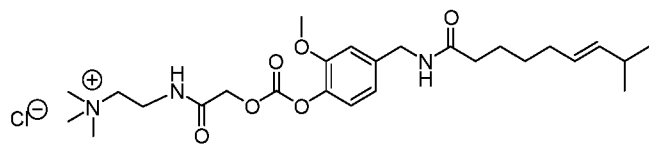
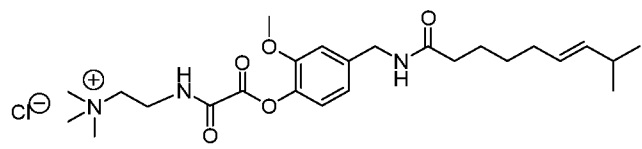
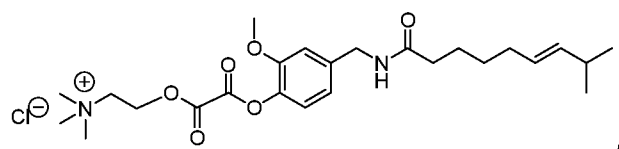
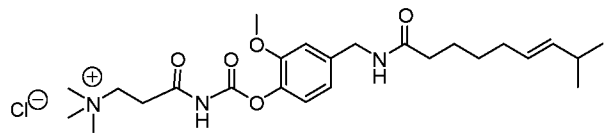
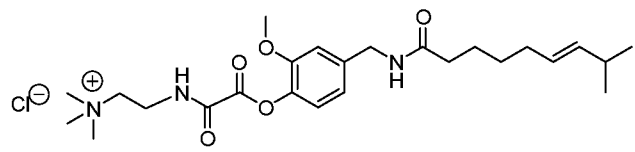
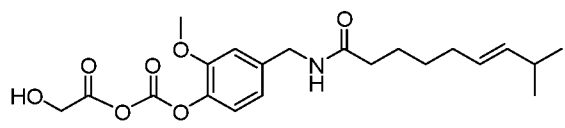
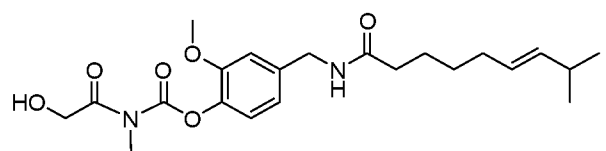
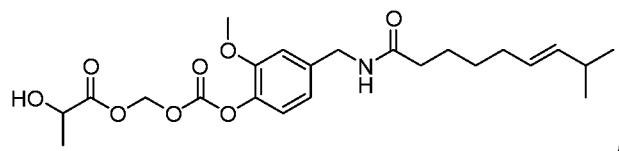
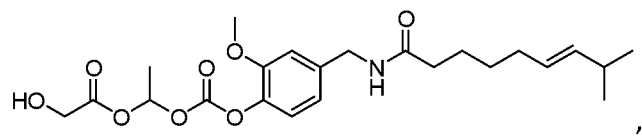
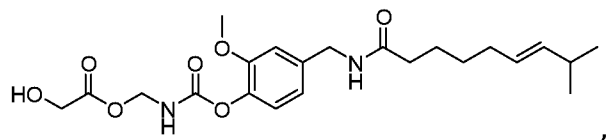
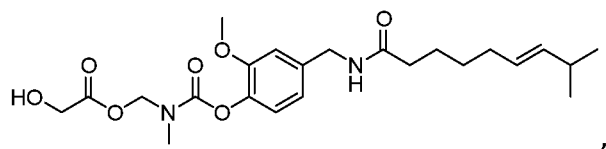


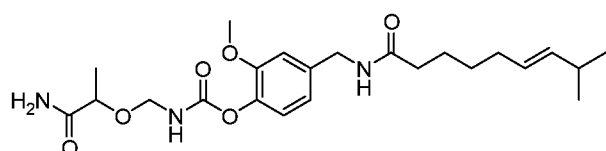
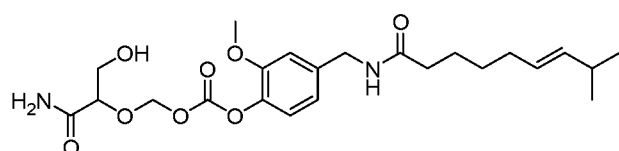
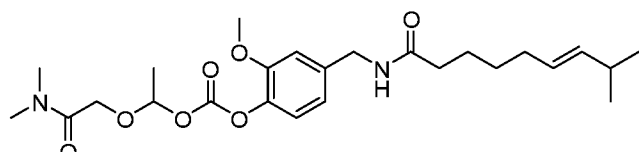
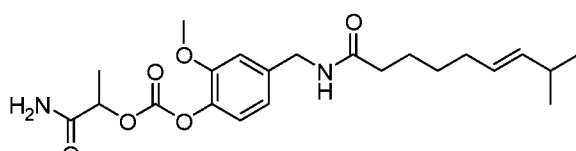
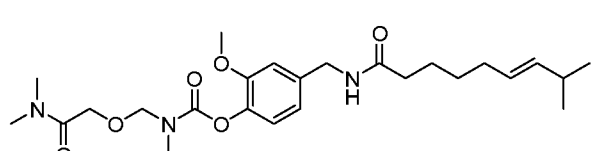
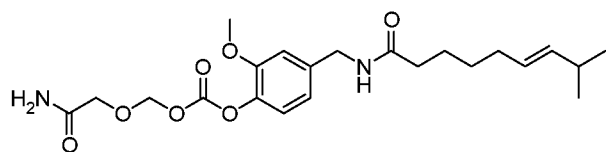
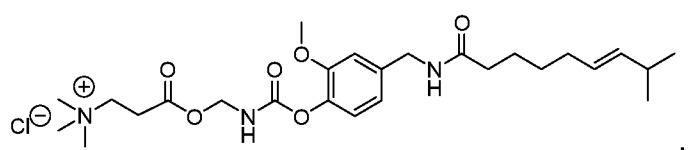
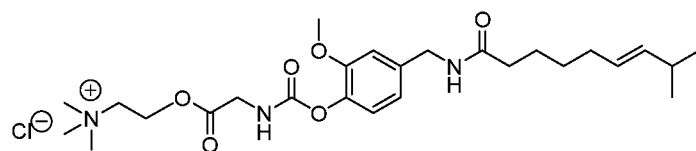
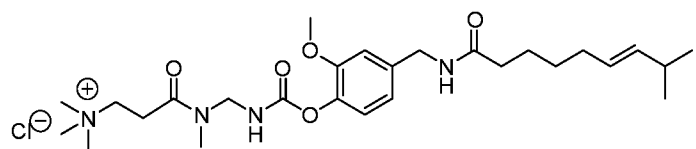
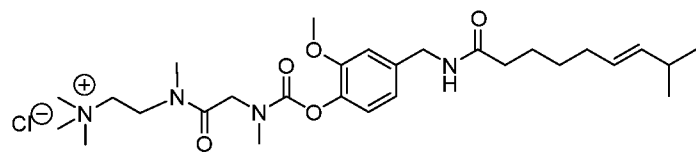
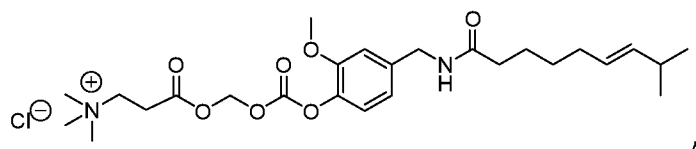
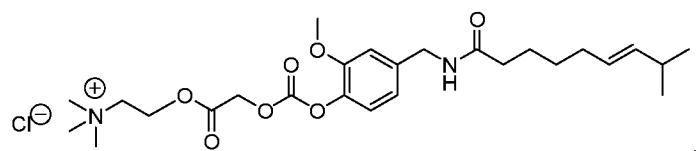


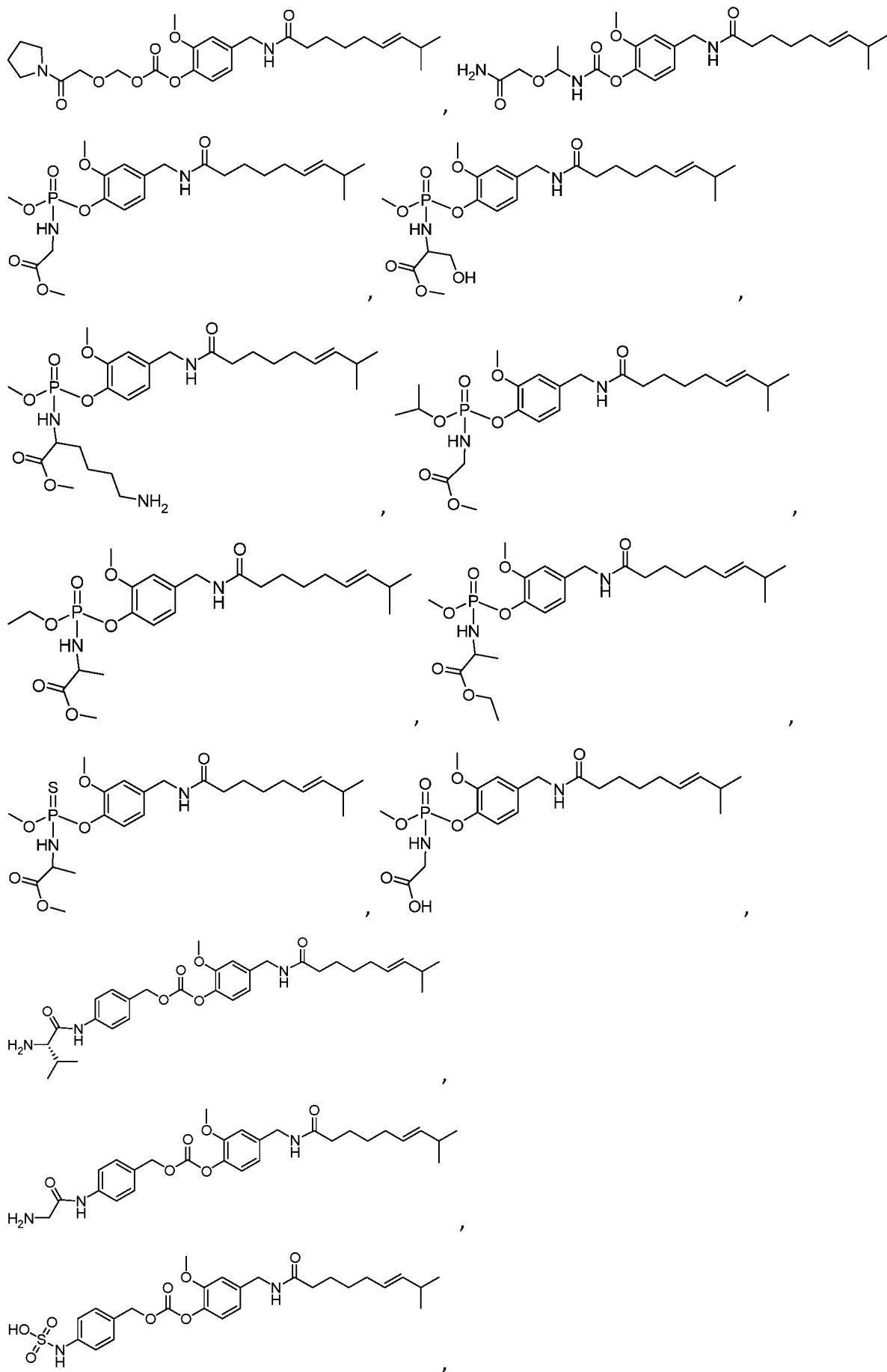


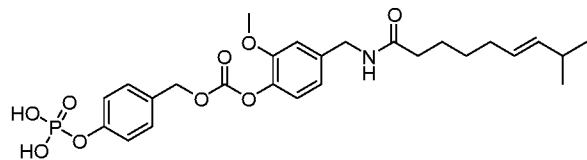
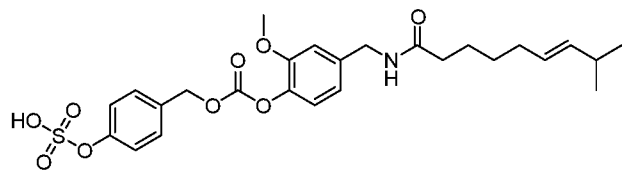
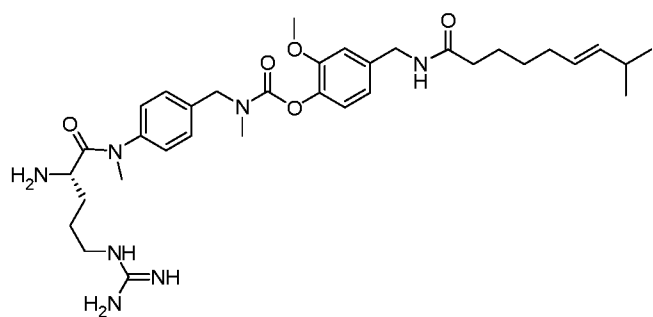
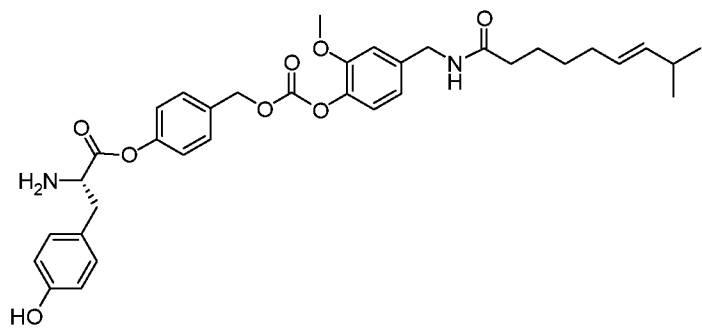
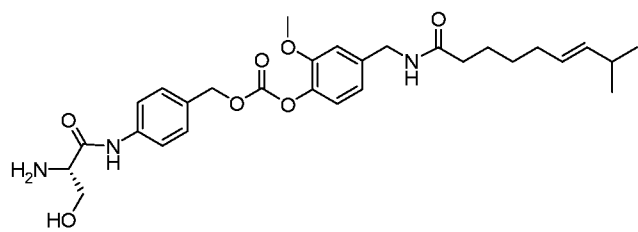
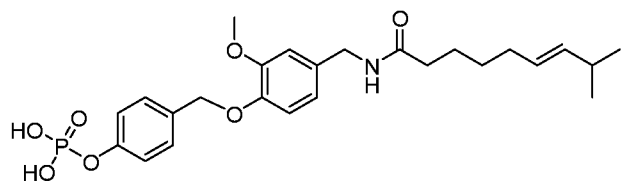
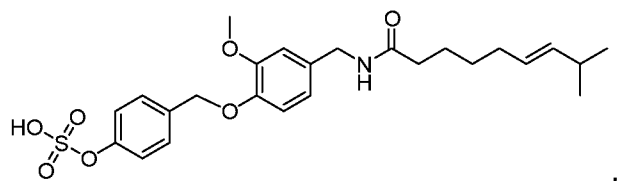
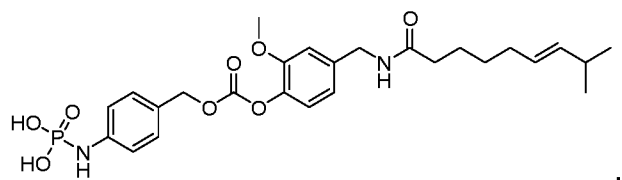


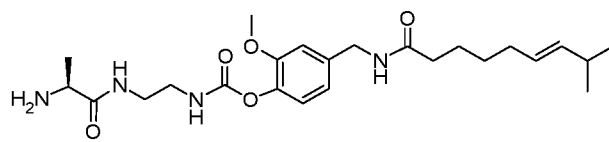
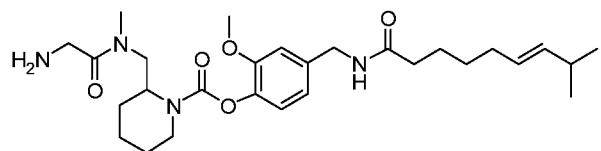
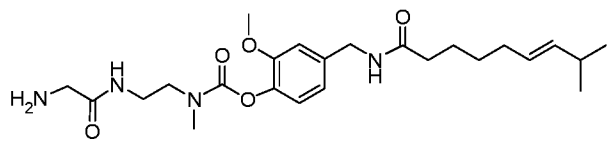
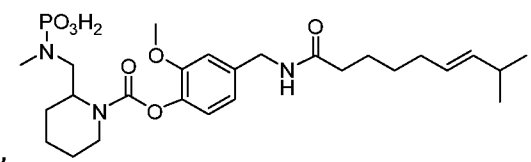
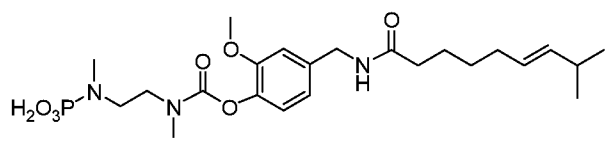
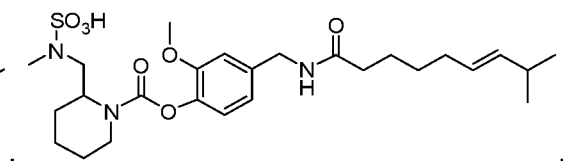
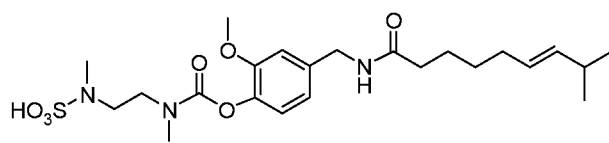
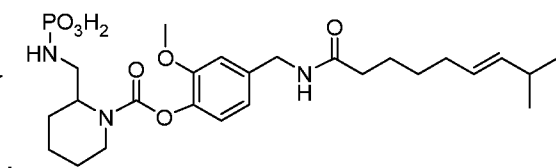
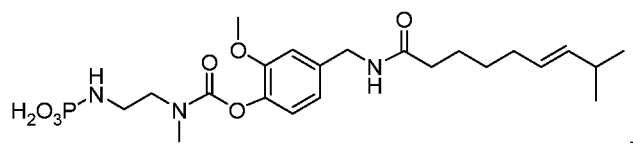
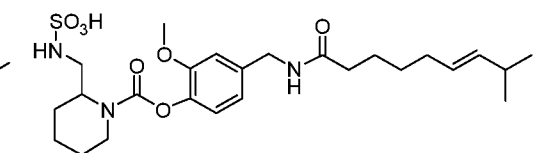
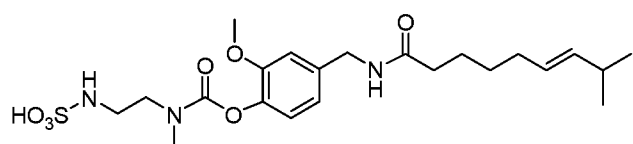
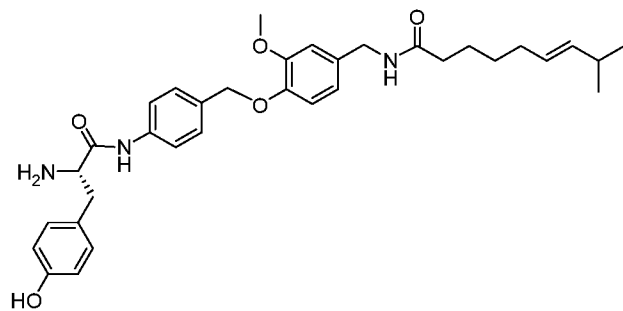
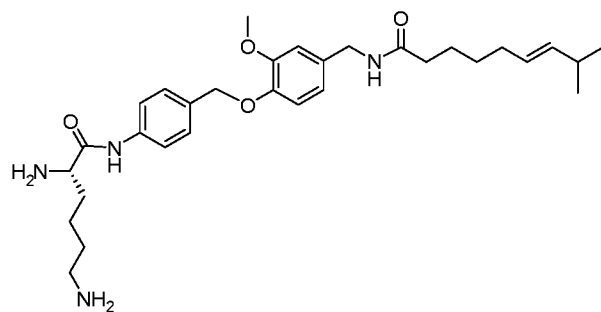


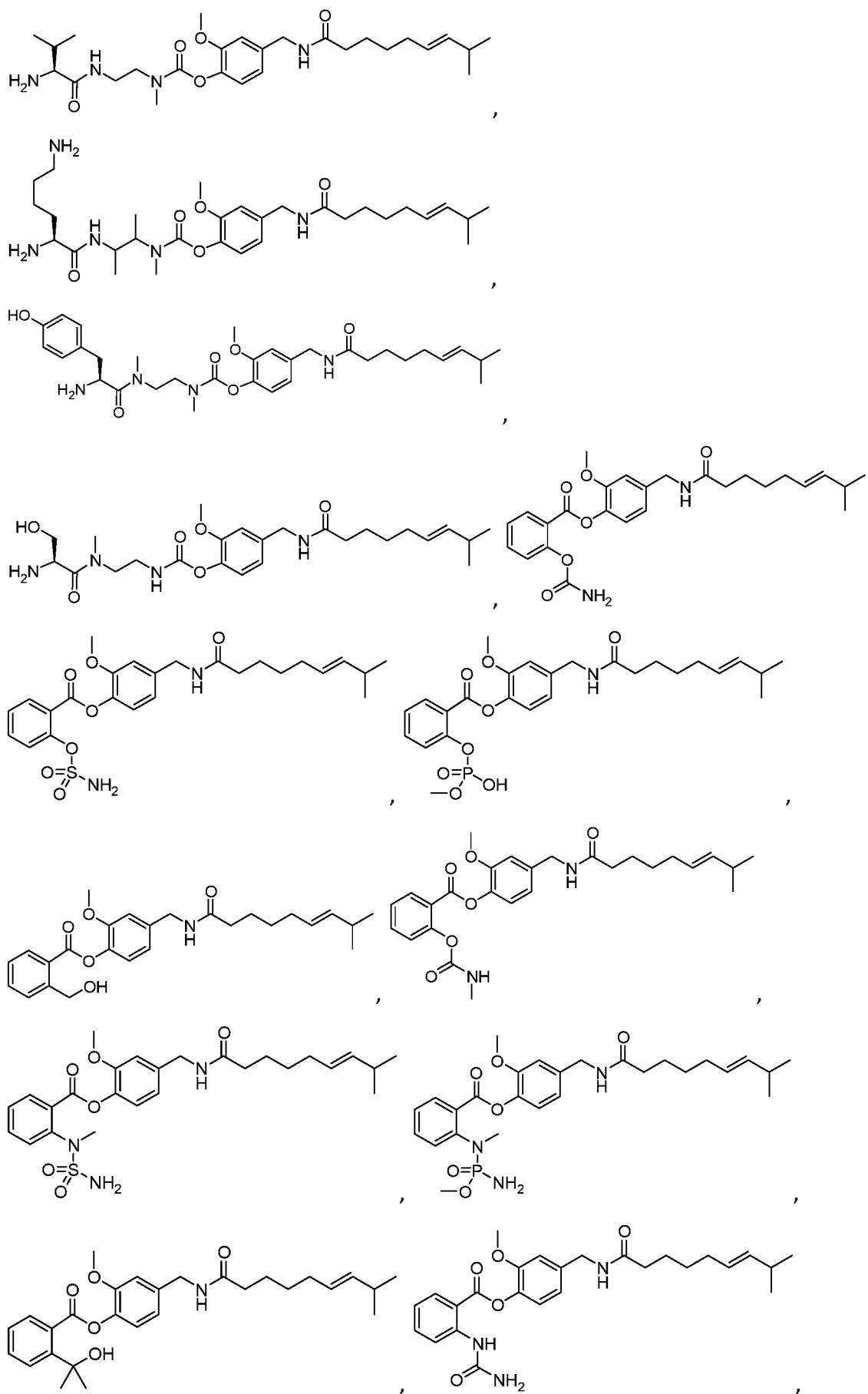


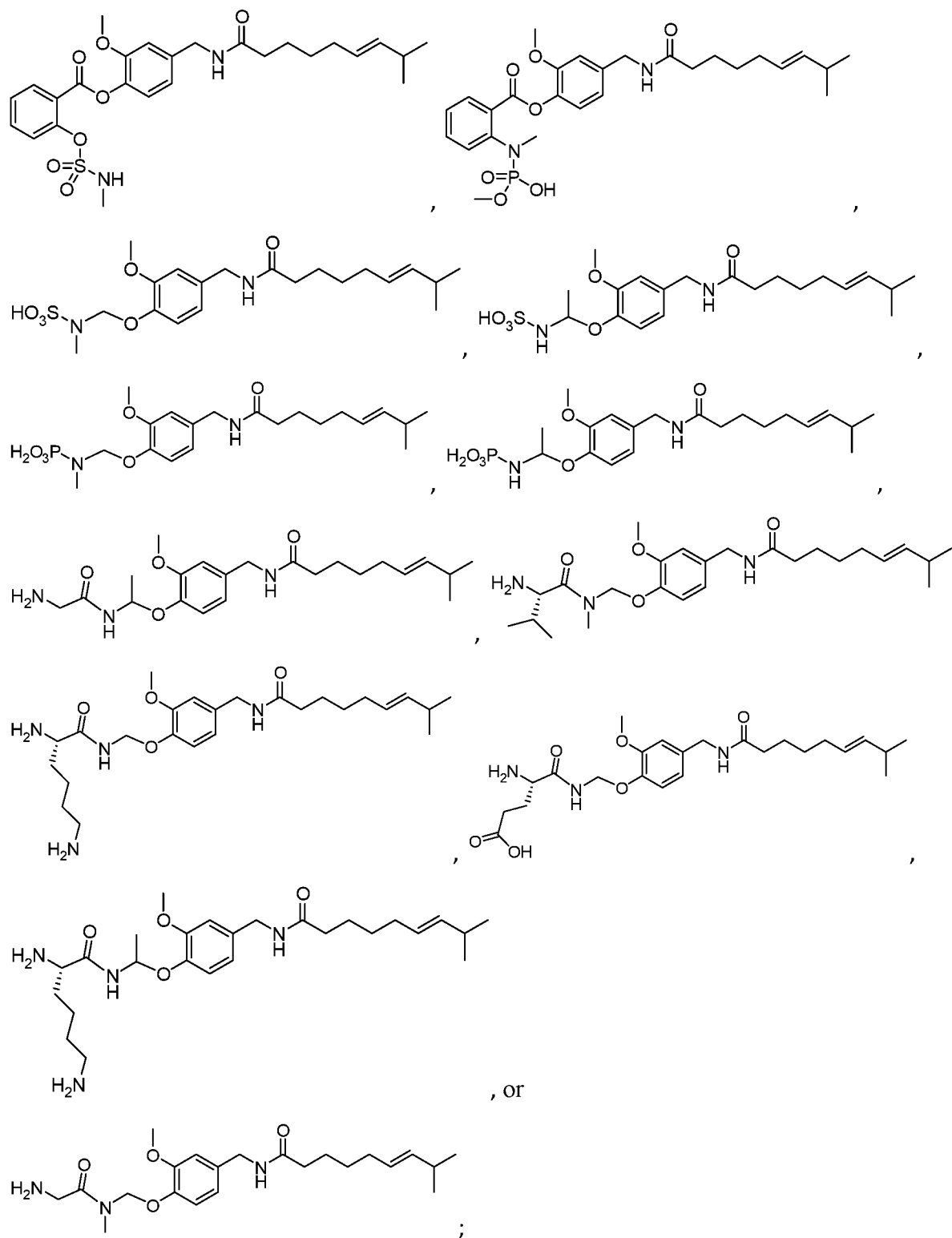












or a pharmaceutically acceptable salt, pharmaceutically acceptable solvate, or hydrate thereof.

Synthesis of Compounds

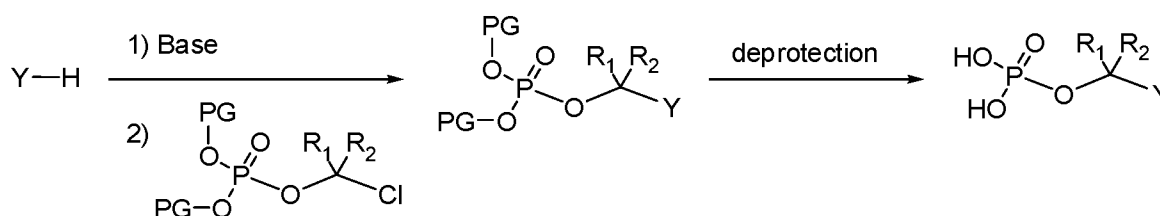
[00211] In some embodiments, the synthesis of compounds described herein are accomplished using means described in the chemical literature, using the methods described herein, or by a combination thereof. In addition, solvents, temperatures and other reaction conditions presented herein may vary.

[00212] In other embodiments, the starting materials and reagents used for the synthesis of the compounds described herein are synthesized or are obtained from commercial sources, such as, but not limited to, Sigma-Aldrich Corp., Fisher Scientific (Fisher Chemicals), and Acros Organics.

[00213] In further embodiments, the compounds described herein, and other related compounds having different substituents are synthesized using techniques and materials described herein as well as those that are recognized in the field, such as described, for example, in Fieser and Fieser's Reagents for Organic Synthesis, Volumes 1-17 (John Wiley and Sons, 1991); Rodd's Chemistry of Carbon Compounds, Volumes 1-5 and Supplementals (Elsevier Science Publishers, 1989); Organic Reactions, Volumes 1-40 (John Wiley and Sons, 1991), Larock's Comprehensive Organic Transformations (VCH Publishers Inc., 1989), March, ADVANCED ORGANIC CHEMISTRY 4th Ed., (Wiley 1992); Carey and Sundberg, ADVANCED ORGANIC CHEMISTRY 4th Ed., Vols. A and B (Plenum 2000, 2001), and Green and Wuts, PROTECTIVE GROUPS IN ORGANIC SYNTHESIS 3rd Ed., (Wiley 1999) (all of which are incorporated by reference for such disclosure). General methods for the preparation of compound as disclosed herein may be derived from reactions and the reactions may be modified by the use of appropriate reagents and conditions, for the introduction of the various moieties found in the formulae as provided herein.

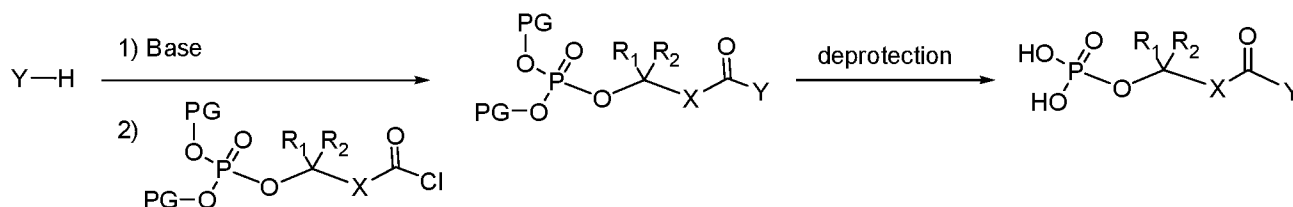
[00214] In some embodiments, the compounds described herein are prepared as outlined in the following scheme (Y = phenolic TRPV1 agonist):

Scheme 1

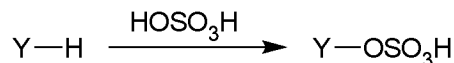


[00215] In some embodiments, the compounds described herein are prepared as outlined in the following scheme (Y = phenolic TRPV1 agonist):

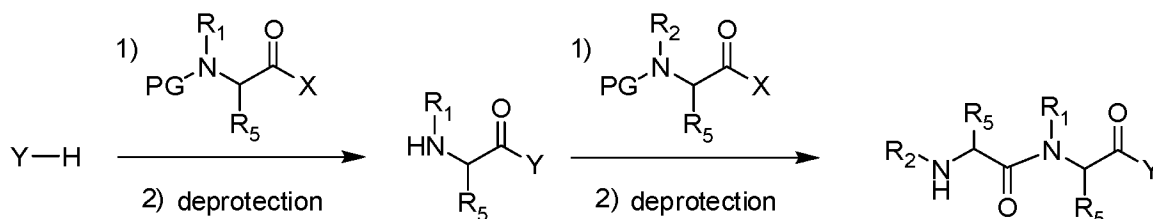
Scheme 2



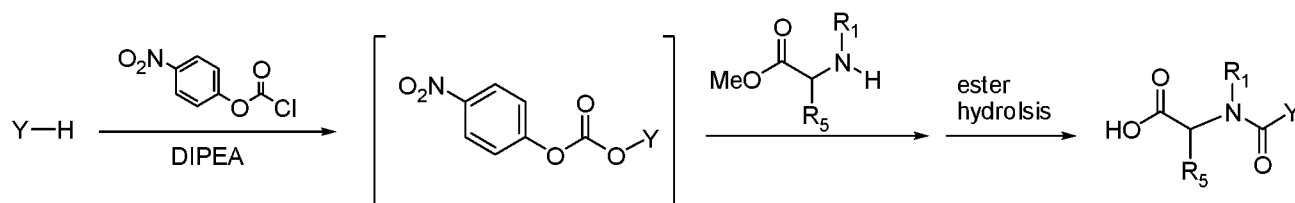
[00216] In some embodiments, the compounds described herein are prepared as outlined in the following scheme (Y = phenolic TRPV1 agonist):

Scheme 3

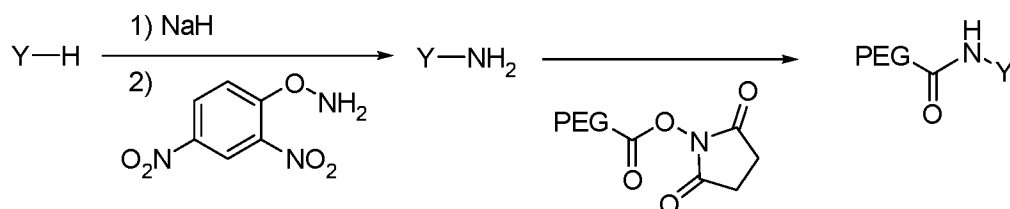
[00217] In some embodiments, the compounds described herein are prepared as outlined in the following scheme (Y = phenolic TRPV1 agonist):

Scheme 4

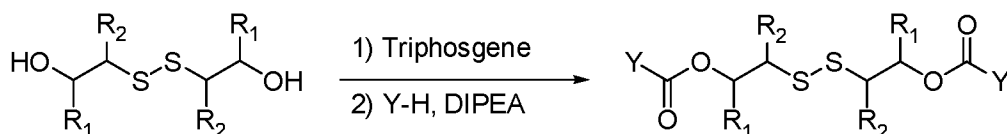
[00218] In some embodiments, the compounds described herein are prepared as outlined in the following scheme (Y = phenolic TRPV1 agonist):

Scheme 5

[00219] In some embodiments, the compounds described herein are prepared as outlined in the following scheme (Y = phenolic TRPV1 agonist):

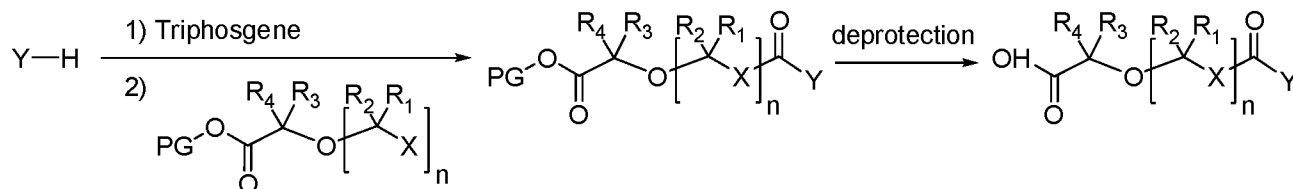
Scheme 6

[00220] In some embodiments, the compounds described herein are prepared as outlined in the following scheme (Y = phenolic TRPV1 agonist):

Scheme 7

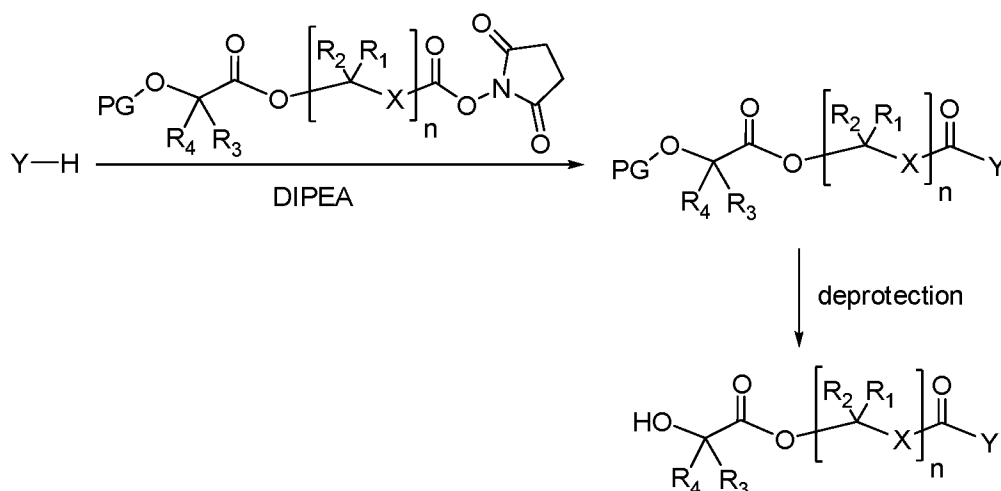
[00221] In some embodiments, the compounds described herein are prepared as outlined in the following scheme (Y = phenolic TRPV1 agonist):

Scheme 8



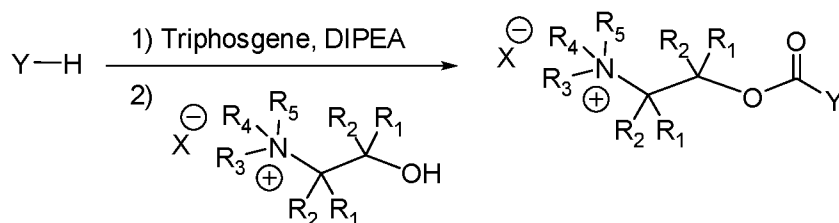
[00222] In some embodiments, the compounds described herein are prepared as outlined in the following scheme (Y = phenolic TRPV1 agonist):

Scheme 9



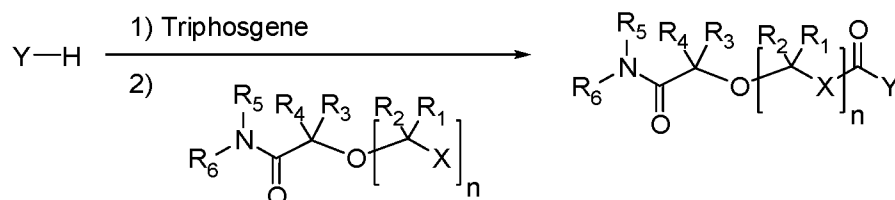
[00223] In some embodiments, the compounds described herein are prepared as outlined in the following scheme (Y = phenolic TRPV1 agonist):

Scheme 10

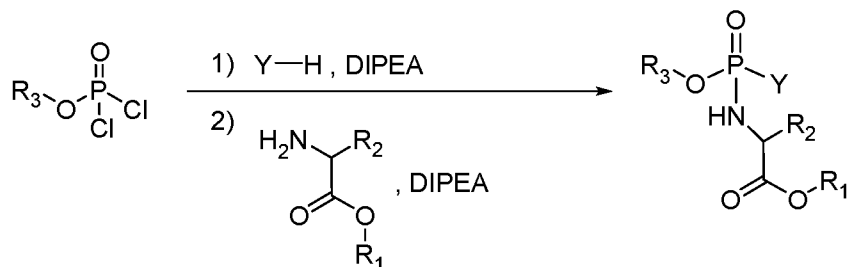


[00224] In some embodiments, the compounds described herein are prepared as outlined in the following scheme (Y = phenolic TRPV1 agonist):

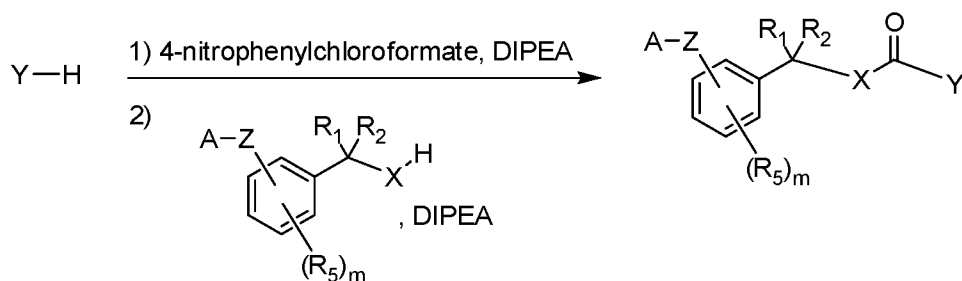
Scheme 11



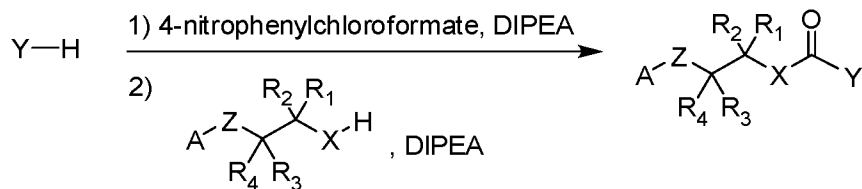
[00225] In some embodiments, the compounds described herein are prepared as outlined in the following scheme (Y = phenolic TRPV1 agonist):

Scheme 12

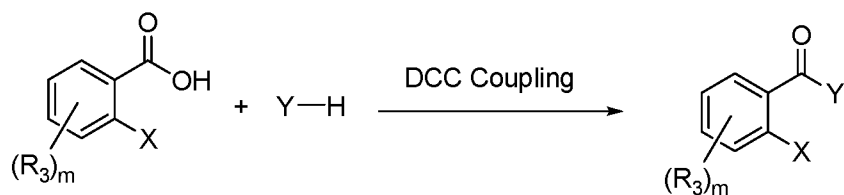
[00226] In some embodiments, the compounds described herein are prepared as outlined in the following scheme (Y = phenolic TRPV1 agonist):

Scheme 13

[00227] In some embodiments, the compounds described herein are prepared as outlined in the following scheme (Y = phenolic TRPV1 agonist):

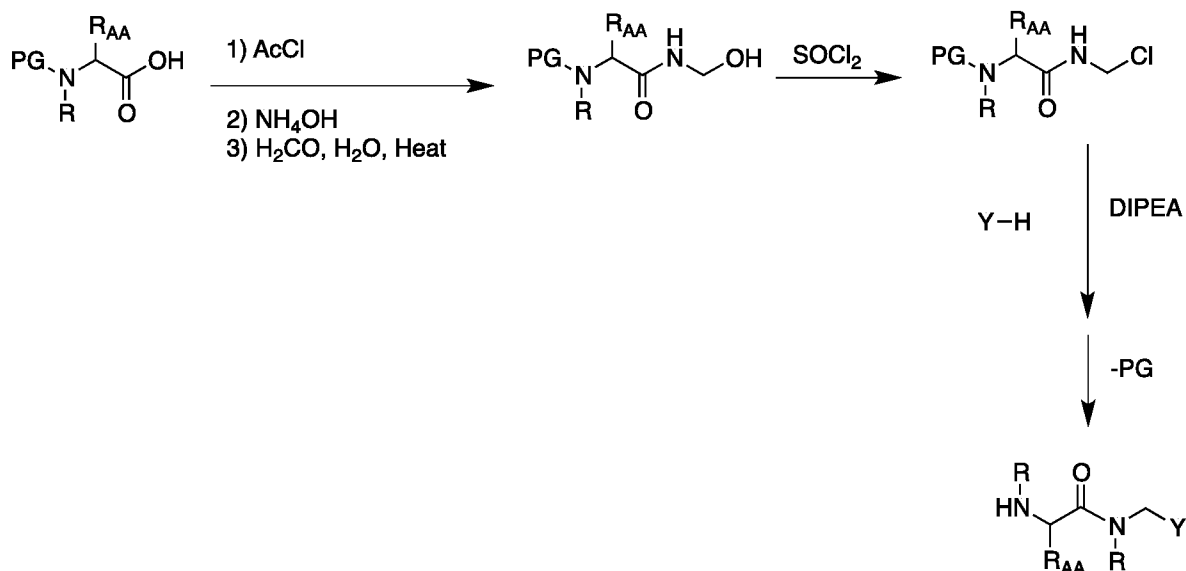
Scheme 14

[00228] In some embodiments, the compounds described herein are prepared as outlined in the following scheme (Y = phenolic TRPV1 agonist):

Scheme 15

[00229] In some embodiments, the compounds described herein are prepared as outlined in the following scheme (Y = phenolic TRPV1 agonist):

Scheme 16



Further Forms of Compounds

[00230] The compounds described herein may in some cases exist as diastereomers, enantiomers, or other stereoisomeric forms. The compounds presented herein include all diastereomeric, enantiomeric, and epimeric forms as well as the appropriate mixtures thereof. Separation of stereoisomers may be performed by chromatography or by the forming diastereomeric and separation by recrystallization, or chromatography, or any combination thereof. (Jean Jacques, Andre Collet, Samuel H. Wilen, "Enantiomers, Racemates and Resolutions", John Wiley And Sons, Inc., 1981, herein incorporated by reference for this disclosure). Stereoisomers may also be obtained by stereoselective synthesis.

[00231] In some situations, compounds may exist as tautomers. All tautomers are included within the formulas described herein.

[00232] The methods and compositions described herein include the use of amorphous forms as well as crystalline forms (also known as polymorphs). The compounds described herein may be in the form of pharmaceutically acceptable salts. As well, active metabolites of these compounds having the same type of activity are included in the scope of the present disclosure. In addition, the compounds described herein can exist in unsolvated as well as solvated forms with pharmaceutically acceptable solvents such as water, ethanol, and the like. The solvated forms of the compounds presented herein are also considered to be disclosed herein.

[00233] The compounds of Formula (I), (II), (IIa), (IIb), (IIaa), (IIbb), (III), (IIIa), (IIIb), (IIIaa), (IIIbb), (IV), (IVa), (IVb), (IVaa), (IVbb), (V), (Va), (Vb), (Vaa), (Vbb), (VI), (VIa), (VIb), (VIaa), (VIbb), (VII), (VIIa), (VIIaa), (VIII), (VIIIa), (VIIIb), (VIIIaa), (VIIIbb), (IX), (IXa), (IXb), (IXaa), (IXbb), (X), (Xa), (Xb), (Xaa), (Xbb), (XI), (XIa), (XIb), (XIaa), (XIbb), (XII), (XIIa), (XIIaa), (XIII), (XIIIa), (XIIIb), (XIIIaa), (XIIIbb), (XIV), (XIVa), (XIVb),

(XIVaa), (XIVbb), (XV), (XVa), (XVI), (XVIa), (XVIb), (XVIaa), or (XVIbb), or a pharmaceutically acceptable salt, pharmaceutically acceptable solvate, or hydrate thereof, described herein are prodrugs of TRPV1 agonists. A “prodrug” refers to an agent that is converted into the parent drug *in vivo*. The compounds of Formula (I), (II), (IIa), (IIb), (IIaa), (IIbb), (III), (IIIa), (IIIb), (IIIaa), (IIIbb), (IV), (IVa), (IVb), (IVaa), (IVbb), (V), (Va), (Vb), (Vaa), (Vbb), (VI), (VIa), (VIb), (VIaa), (VIbb), (VII), (VIIa), (VIIaa), (VIII), (VIIIa), (VIIIb), (VIIIaa), (VIIIbb), (IX), (IXa), (IXb), (IXaa), (IXbb), (X), (Xa), (Xb), (Xaa), (Xbb), (XI), (XIa), (XIb), (XIaa), (XIbb), (XII), (XIIa), (XIIaa), (XIII), (XIIIa), (XIIIb), (XIIIaa), (XIIIbb), (XIV), (XIVa), (XIVb), (XIVaa), (XIVbb), (XV), (XVa), (XVI), (XVIa), (XVIb), (XVIaa), or (XVIbb), or a pharmaceutically acceptable salt, pharmaceutically acceptable solvate, or hydrate thereof, described herein are directed to novel water-soluble prodrugs of TRPV1 agonists and their methods of synthesis and use. In addition to specifically identified compounds, these derivatives are capable of chemical reverting to the active parent compound when exposed to physiological conditions. These derivatives have significantly higher hydrophilicity/water solubility than their parent drugs and are hence better able to be incorporated into commonly used aqueous formulations. Further described herein is a method of increasing the water solubility of capsaicin, its analogs and other TRPV1 agonists, by modifying the parent molecule's chemical structure with hydrophilic moieties. In some embodiments described herein, the introduction of basic moieties capable of being protonated under acidic conditions increases the solubility of a TRPV1 prodrug. In some embodiments described herein, the introduction of acidic moieties capable of increasing the overall hydrophilic character increases the solubility of a TRPV1 prodrug. The prodrugs described herein are designed such that the parent drug is released under well-defined rates after its structural derivative has been delivered to the body and/or is exposed to specific physiological conditions.

[00234] The compounds described herein may be labeled isotopically (e.g. with a radioisotope) or by other means, including, but not limited to, the use of chromophores or fluorescent moieties, bioluminescent labels, photoactivatable or chemiluminescent labels.

[00235] Compounds described herein include isotopically-labeled compounds, which are identical to those recited in the various formulae and structures presented herein, but for the fact that one or more atoms are replaced by an atom having an atomic mass or mass number different from the atomic mass or mass number usually found in nature. Examples of isotopes that can be incorporated into the present compounds include isotopes of hydrogen, carbon, nitrogen, oxygen, fluorine and chlorine, such as, for example, ^2H , ^3H , ^{13}C , ^{14}C , ^{15}N , ^{18}O , ^{17}O , ^{35}S , ^{18}F , ^{36}Cl , respectively. Certain isotopically-labeled compounds described herein, for example those into which radioactive isotopes such as ^3H and ^{14}C are incorporated, are useful in drug and/or

substrate tissue distribution assays. Further, substitution with isotopes such as deuterium, i.e., ^2H , can afford certain therapeutic advantages resulting from greater metabolic stability, such as, for example, increased *in vivo* half-life or reduced dosage requirements.

[00236] Compounds described herein may be formed as, and/or used as, pharmaceutically acceptable salts. The type of pharmaceutical acceptable salts, include, but are not limited to: (1) acid addition salts, formed by reacting the free base form of the compound with a pharmaceutically acceptable: inorganic acid, such as, for example, hydrochloric acid, hydrobromic acid, sulfuric acid, phosphoric acid, metaphosphoric acid, and the like; or with an organic acid, such as, for example, acetic acid, propionic acid, hexanoic acid, cyclopentanepropionic acid, glycolic acid, pyruvic acid, lactic acid, malonic acid, succinic acid, malic acid, maleic acid, fumaric acid, trifluoroacetic acid, tartaric acid, citric acid, benzoic acid, 3-(4-hydroxybenzoyl)benzoic acid, cinnamic acid, mandelic acid, methanesulfonic acid, ethanesulfonic acid, 1,2-ethanedisulfonic acid, 2-hydroxyethanesulfonic acid, benzenesulfonic acid, toluenesulfonic acid, 2-naphthalenesulfonic acid, 4-methylbicyclo-[2.2.2]oct-2-ene-1-carboxylic acid, glucoheptonic acid, 4,4'-methylenebis-(3-hydroxy-2-ene-1-carboxylic acid), 3-phenylpropionic acid, trimethylacetic acid, tertiary butylacetic acid, lauryl sulfuric acid, gluconic acid, glutamic acid, hydroxynaphthoic acid, salicylic acid, stearic acid, muconic acid, butyric acid, phenylacetic acid, phenylbutyric acid, valproic acid, and the like; (2) salts formed when an acidic proton present in the parent compound is replaced by a metal ion, e.g., an alkali metal ion (e.g. lithium, sodium, potassium), an alkaline earth ion (e.g. magnesium, or calcium), or an aluminum ion. In some cases, compounds described herein may coordinate with an organic base, such as, but not limited to, ethanolamine, diethanolamine, triethanolamine, tromethamine, N-methylglucamine, dicyclohexylamine, tris(hydroxymethyl)methylamine. In other cases, compounds described herein may form salts with amino acids such as, but not limited to, arginine, lysine, and the like. Acceptable inorganic bases used to form salts with compounds that include an acidic proton, include, but are not limited to, aluminum hydroxide, calcium hydroxide, potassium hydroxide, sodium carbonate, sodium hydroxide, and the like.

[00237] It should be understood that a reference to a pharmaceutically acceptable salt includes the solvent addition forms or crystal forms thereof, particularly solvates or polymorphs. Solvates contain either stoichiometric or non-stoichiometric amounts of a solvent, and may be formed during the process of crystallization with pharmaceutically acceptable solvents such as water, ethanol, and the like. Hydrates are formed when the solvent is water, or alcoholates are formed when the solvent is alcohol. Solvates of compounds described herein can be conveniently prepared or formed during the processes described herein. In addition, the compounds provided herein can exist in unsolvated as well as solvated forms. In general, the solvated forms are

considered equivalent to the unsolvated forms for the purposes of the compounds and methods provided herein.

[00238] In some embodiments, compounds described herein, such as compounds of Formula (I), (II), (IIa), (IIb), (IIaa), (IIbb), (III), (IIIa), (IIIb), (IIIaa), (IIIbb), (IV), (IVa), (IVb), (IVaa), (IVbb), (V), (Va), (Vb), (Vaa), (Vbb), (VI), (VIa), (VIb), (VIaa), (VIbb), (VII), (VIIa), (VIIaa), (VIII), (VIIIa), (VIIIb), (VIIIaa), (VIIIbb), (IX), (IXa), (IXb), (IXaa), (IXbb), (X), (Xa), (Xb), (Xaa), (Xbb), (XI), (XIa), (XIb), (XIaa), (XIbb), (XII), (XIIa), (XIIaa), (XIII), (XIIIa), (XIIIb), (XIIIaa), (XIIIbb), (XIV), (XIVa), (XIVb), (XIVaa), (XIVbb), (XV), (XVa), (XVI), (XVIa), (XVIb), (XVIaa), or (XVIbb), are in various forms, including but not limited to, amorphous forms, milled forms and nano-particulate forms. In addition, compounds described herein include crystalline forms, also known as polymorphs. Polymorphs include the different crystal packing arrangements of the same elemental composition of a compound. Polymorphs usually have different X-ray diffraction patterns, melting points, density, hardness, crystal shape, optical properties, stability, and solubility. Various factors such as the recrystallization solvent, rate of crystallization, and storage temperature may cause a single crystal form to dominate.

[00239] The screening and characterization of the pharmaceutically acceptable salts, polymorphs and/or solvates may be accomplished using a variety of techniques including, but not limited to, thermal analysis, x-ray diffraction, spectroscopy, vapor sorption, and microscopy. Thermal analysis methods address thermo chemical degradation or thermo physical processes including, but not limited to, polymorphic transitions, and such methods are used to analyze the relationships between polymorphic forms, determine weight loss, to find the glass transition temperature, or for excipient compatibility studies. Such methods include, but are not limited to, Differential scanning calorimetry (DSC), Modulated Differential Scanning Calorimetry (MDCS), Thermogravimetric analysis (TGA), and Thermogravimetric and Infrared analysis (TG/IR). X-ray diffraction methods include, but are not limited to, single crystal and powder diffractometers and synchrotron sources. The various spectroscopic techniques used include, but are not limited to, Raman, FTIR, UV-VIS, and NMR (liquid and solid state). The various microscopy techniques include, but are not limited to, polarized light microscopy, Scanning Electron Microscopy (SEM) with Energy Dispersive X-Ray Analysis (EDX), Environmental Scanning Electron Microscopy with EDX (in gas or water vapor atmosphere), IR microscopy, and Raman microscopy.

[00240] Throughout the specification, groups and substituents thereof can be chosen to provide stable moieties and compounds.

Use of Protecting Groups (PG)

[00241] In the reactions described, it may be necessary to protect reactive functional groups, for example hydroxy, amino, imino, thio or carboxy groups, where these are desired in the final

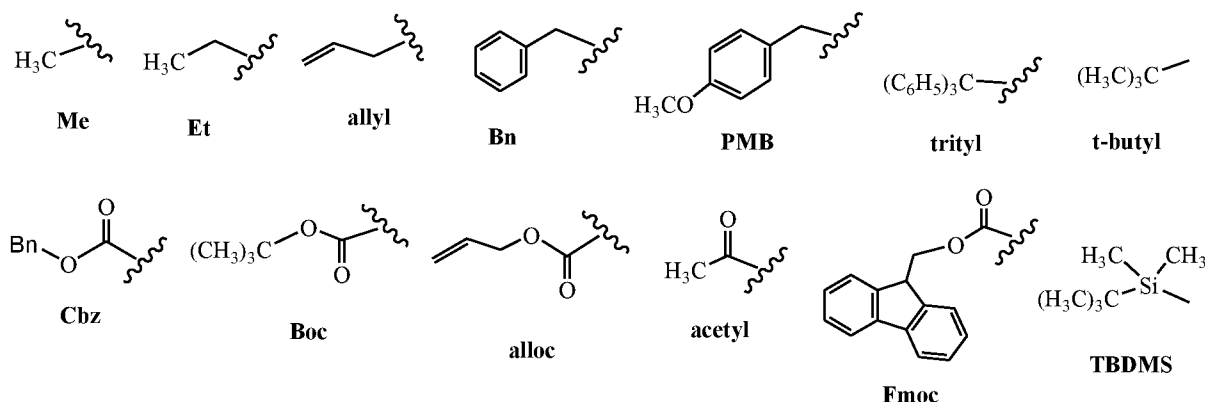
product, in order to avoid their unwanted participation in reactions. Protecting groups are used to block some or all of the reactive moieties and prevent such groups from participating in chemical reactions until the protective group is removed. It is preferred that each protective group be removable by a different means. Protective groups that are cleaved under totally disparate reaction conditions fulfill the requirement of differential removal.

[00242] Protective groups can be removed by acid, base, reducing conditions (such as, for example, hydrogenolysis), and/or oxidative conditions. Groups such as trityl, dimethoxytrityl, acetal and t-butyldimethylsilyl are acid labile and may be used to protect carboxy and hydroxy reactive moieties in the presence of amino groups protected with Cbz groups, which are removable by hydrogenolysis, and Fmoc groups, which are base labile. Carboxylic acid and hydroxy reactive moieties may be blocked with base labile groups such as, but not limited to, methyl, ethyl, and acetyl in the presence of amines blocked with acid labile groups such as t-butyl carbamate or with carbamates that are both acid and base stable but hydrolytically removable.

[00243] Carboxylic acid and hydroxy reactive moieties may also be blocked with hydrolytically removable protective groups such as the benzyl group, while amine groups capable of hydrogen bonding with acids may be blocked with base labile groups such as Fmoc. Carboxylic acid reactive moieties may be protected by conversion to simple ester compounds as exemplified herein, which include conversion to alkyl esters, or they may be blocked with oxidatively-removable protective groups such as 2,4-dimethoxybenzyl, while co-existing amino groups may be blocked with fluoride labile silyl carbamates.

[00244] Allyl blocking groups are useful in the presence of acid- and base- protecting groups since the former are stable and can be subsequently removed by metal or pi-acid catalysts. For example, an allyl-blocked carboxylic acid can be deprotected with a Pd⁰-catalyzed reaction in the presence of acid labile t-butyl carbamate or base-labile acetate amine protecting groups. Yet another form of protecting group is a resin to which a compound or intermediate may be attached. As long as the residue is attached to the resin, that functional group is blocked and cannot react. Once released from the resin, the functional group is available to react.

[00245] Typically blocking/protecting groups may be selected from:



[00246] Other protecting groups, plus a detailed description of techniques applicable to the creation of protecting groups and their removal are described in Greene and Wuts, Protective Groups in Organic Synthesis, 3rd Ed., John Wiley & Sons, New York, NY, 1999, and Kocienski, Protective Groups, Thieme Verlag, New York, NY, 1994, which are incorporated herein by reference for such disclosure).

Diseases, Disorders or Conditions

[00247] In another aspect is a method of treating pain in a subject, comprising administering to the subject a therapeutically effective amount of a compound of Formula (I), (II), (IIa), (IIb), (IIaa), (IIbb), (III), (IIIa), (IIIb), (IIIaa), (IIIbb), (IV), (IVa), (IVb), (IVaa), (IVbb), (V), (Va), (Vb), (Vaa), (Vbb), (VI), (VIa), (VIb), (VIaa), (VIbb), (VII), (VIIa), (VIIaa), (VIII), (VIIIa), (VIIIb), (VIIIaa), (VIIIbb), (IX), (IXa), (IXb), (IXaa), (IXbb), (X), (Xa), (Xb), (Xaa), (Xbb), (XI), (XIa), (XIb), (XIaa), (XIbb), (XII), (XIIa), (XIIaa), (XIII), (XIIIa), (XIIIb), (XIIIaa), (XIIIbb), (XIV), (XIVa), (XIVb), (XIVaa), (XIVbb), (XV), (XVa), (XVI), (XVIa), (XVIb), (XVIaa), or (XVIbb), or a pharmaceutically acceptable salt, pharmaceutically acceptable solvate, or hydrate thereof. In some embodiments is a method of treating pain in a subject, comprising administering to the subject a therapeutically effective amount of a compound of Formula (I), (II), (IIa), (IIb), (IIaa), (IIbb), (III), (IIIa), (IIIb), (IIIaa), (IIIbb), (IV), (IVa), (IVb), (IVaa), (IVbb), (V), (Va), (Vb), (Vaa), (Vbb), (VI), (VIa), (VIb), (VIaa), (VIbb), (VII), (VIIa), (VIIaa), (VIII), (VIIIa), (VIIIb), (VIIIaa), (VIIIbb), (IX), (IXa), (IXb), (IXaa), (IXbb), (X), (Xa), (Xb), (Xaa), (Xbb), (XI), (XIa), (XIb), (XIaa), (XIbb), (XII), (XIIa), (XIIaa), (XIII), (XIIIa), (XIIIb), (XIIIaa), (XIIIbb), (XIV), (XIVa), (XIVb), (XIVaa), (XIVbb), (XV), (XVa), (XVI), (XVIa), (XVIb), (XVIaa), or (XVIbb), or a pharmaceutically acceptable salt, pharmaceutically acceptable solvate, or hydrate thereof, wherein the pain is associated with post-operative pain. In some embodiments is a method of treating pain in a subject, comprising administering to the subject a therapeutically effective amount of a compound of Formula (I), (II), (IIa), (IIb), (IIaa), (IIbb), (III), (IIIa), (IIIb), (IIIaa), (IIIbb), (IV), (IVa), (IVb), (IVaa), (IVbb), (V), (Va), (Vb), (Vaa), (Vbb), (VI), (VIa), (VIb), (VIaa), (VIbb), (VII), (VIIa), (VIIaa), (VIII), (VIIIa), (VIIIb), (VIIIaa),

(VIIIbb), (IX), (IXa), (IXb), (IXaa), (IXbb), (X), (Xa), (Xb), (Xaa), (Xbb), (XI), (XIa), (XIb), (XIaa), (XIbb), (XII), (XIIa), (XIIaa), (XIII), (XIIIa), (XIIIb), (XIIIaa), (XIIIbb), (XIV), (XIVa), (XIVb), (XIVaa), (XIVbb), (XV), (XVa), (XVI), (XVIa), (XVIb), (XVIaa), or (XVIbb), or a pharmaceutically acceptable salt, pharmaceutically acceptable solvate, or hydrate thereof, wherein the pain is associated with chronic post-surgical pain. In some embodiments is a method of treating pain in a subject, comprising administering to the subject a therapeutically effective amount of a compound of Formula (I), (II), (IIa), (IIb), (IIaa), (IIbb), (III), (IIIa), (IIIb), (IIIaa), (IIIbb), (IV), (IVa), (IVb), (IVaa), (IVbb), (V), (Va), (Vb), (Vaa), (Vbb), (VI), (VIa), (VIb), (VIaa), (VIbb), (VII), (VIIa), (VIIaa), (VIII), (VIIIa), (VIIIb), (VIIIaa), (VIIIbb), (IX), (IXa), (IXb), (IXaa), (IXbb), (X), (Xa), (Xb), (Xaa), (Xbb), (XI), (XIa), (XIb), (XIaa), (XIbb), (XII), (XIIa), (XIIaa), (XIII), (XIIIa), (XIIIb), (XIIIaa), (XIIIbb), (XIV), (XIVa), (XIVb), (XIVaa), (XIVbb), (XV), (XVa), (XVI), (XVIa), (XVIb), (XVIaa), or (XVIbb), or a pharmaceutically acceptable salt, pharmaceutically acceptable solvate, or hydrate thereof, wherein the pain is associated with neuropathic pain. In some embodiments is a method of treating pain in a subject, comprising administering to the subject a therapeutically effective amount of a compound of Formula (I), (II), (IIa), (IIb), (IIaa), (IIbb), (III), (IIIa), (IIIb), (IIIaa), (IIIbb), (IV), (IVa), (IVb), (IVaa), (IVbb), (V), (Va), (Vb), (Vaa), (Vbb), (VI), (VIa), (VIb), (VIaa), (VIbb), (VII), (VIIa), (VIIaa), (VIII), (VIIIa), (VIIIb), (VIIIaa), (VIIIbb), (IX), (IXa), (IXb), (IXaa), (IXbb), (X), (Xa), (Xb), (Xaa), (Xbb), (XI), (XIa), (XIb), (XIaa), (XIbb), (XII), (XIIa), (XIIaa), (XIII), (XIIIa), (XIIIb), (XIIIaa), (XIIIbb), (XIV), (XIVa), (XIVb), (XIVaa), (XIVbb), (XV), (XVa), (XVI), (XVIa), (XVIb), (XVIaa), or (XVIbb), or a pharmaceutically acceptable salt, pharmaceutically acceptable solvate, or hydrate thereof, wherein the pain is associated with postherpetic neuralgia. In some embodiments is a method of treating pain in a subject, comprising administering to the subject a therapeutically effective amount of a compound of Formula (I), (II), (IIa), (IIb), (IIaa), (IIbb), (III), (IIIa), (IIIb), (IIIaa), (IIIbb), (IV), (IVa), (IVb), (IVaa), (IVbb), (V), (Va), (Vb), (Vaa), (Vbb), (VI), (VIa), (VIb), (VIaa), (VIbb), (VII), (VIIa), (VIIaa), (VIII), (VIIIa), (VIIIb), (VIIIaa), (VIIIbb), (IX), (IXa), (IXb), (IXaa), (IXbb), (X), (Xa), (Xb), (Xaa), (Xbb), (XI), (XIa), (XIb), (XIaa), (XIbb), (XII), (XIIa), (XIIaa), (XIII), (XIIIa), (XIIIb), (XIIIaa), (XIIIbb), (XIV), (XIVa), (XIVb), (XIVaa), (XIVbb), (XV), (XVa), (XVI), (XVIa), (XVIb), (XVIaa), or (XVIbb), or a pharmaceutically acceptable salt, pharmaceutically acceptable solvate, or hydrate thereof, wherein the pain is associated with diabetic neuropathy. In some embodiments is a method of treating pain in a subject, comprising administering to the subject a therapeutically effective amount of a compound of Formula (I), (II), (IIa), (IIb), (IIaa), (IIbb), (III), (IIIa), (IIIb), (IIIaa), (IIIbb), (IV), (IVa), (IVb), (IVaa), (IVbb), (V), (Va), (Vb), (Vaa), (Vbb), (VI), (VIa), (VIb), (VIaa), (VIbb), (VII), (VIIa), (VIIaa), (VIII), (VIIIa), (VIIIb), (VIIIaa), (VIIIbb), (IX), (IXa),

(IXb), (IXaa), (IXbb), (X), (Xa), (Xb), (Xaa), (Xbb), (XI), (XIa), (XIb), (XIaa), (XIbb), (XII), (XIIa), (XIIaa), (XIII), (XIIIa), (XIIIb), (XIIIaa), (XIIIbb), (XIV), (XIVa), (XIVb), (XIVaa), (XIVbb), (XV), (XVa), (XVI), (XVIa), (XVIb), (XVIaa), or (XVIbb), or a pharmaceutically acceptable salt, pharmaceutically acceptable solvate, or hydrate thereof, wherein the pain is associated with HIV-associated neuropathy. In some embodiments is a method of treating pain in a subject, comprising administering to the subject a therapeutically effective amount of a compound of Formula (I), (II), (IIa), (IIb), (IIaa), (IIbb), (III), (IIIa), (IIIb), (IIIaa), (IIIbb), (IV), (IVa), (IVb), (IVaa), (IVbb), (V), (Va), (Vb), (Vaa), (Vbb), (VI), (VIa), (VIb), (VIaa), (VIbb), (VII), (VIIa), (VIIaa), (VIII), (VIIIa), (VIIIb), (VIIIaa), (VIIIbb), (IX), (IXa), (IXb), (IXaa), (IXbb), (X), (Xa), (Xb), (Xaa), (Xbb), (XI), (XIa), (XIb), (XIaa), (XIbb), (XII), (XIIa), (XIIaa), (XIII), (XIIIa), (XIIIb), (XIIIaa), (XIIIbb), (XIV), (XIVa), (XIVb), (XIVaa), (XIVbb), (XV), (XVa), (XVI), (XVIa), (XVIb), (XVIaa), or (XVIbb), or a pharmaceutically acceptable salt, pharmaceutically acceptable solvate, or hydrate thereof, wherein the pain is associated with complex regional pain syndrome. In some embodiments is a method of treating pain in a subject, comprising administering to the subject a therapeutically effective amount of a compound of Formula (I), (II), (IIa), (IIb), (IIaa), (IIbb), (III), (IIIa), (IIIb), (IIIaa), (IIIbb), (IV), (IVa), (IVb), (IVaa), (IVbb), (V), (Va), (Vb), (Vaa), (Vbb), (VI), (VIa), (VIb), (VIaa), (VIbb), (VII), (VIIa), (VIIaa), (VIII), (VIIIa), (VIIIb), (VIIIaa), (VIIIbb), (IX), (IXa), (IXb), (IXaa), (IXbb), (X), (Xa), (Xb), (Xaa), (Xbb), (XI), (XIa), (XIb), (XIaa), (XIbb), (XII), (XIIa), (XIIaa), (XIII), (XIIIa), (XIIIb), (XIIIaa), (XIIIbb), (XIV), (XIVa), (XIVb), (XIVaa), (XIVbb), (XV), (XVa), (XVI), (XVIa), (XVIb), (XVIaa), or (XVIbb), or a pharmaceutically acceptable salt, pharmaceutically acceptable solvate, or hydrate thereof, wherein the pain is associated with cancer. In some embodiments is a method of treating pain in a subject, comprising administering to the subject a therapeutically effective amount of a compound of Formula (I), (II), (IIa), (IIb), (IIaa), (IIbb), (III), (IIIa), (IIIb), (IIIaa), (IIIbb), (IV), (IVa), (IVb), (IVaa), (IVbb), (V), (Va), (Vb), (Vaa), (Vbb), (VI), (VIa), (VIb), (VIaa), (VIbb), (VII), (VIIa), (VIIaa), (VIII), (VIIIa), (VIIIb), (VIIIaa), (VIIIbb), (IX), (IXa), (IXb), (IXaa), (IXbb), (X), (Xa), (Xb), (Xaa), (Xbb), (XI), (XIa), (XIb), (XIaa), (XIbb), (XII), (XIIa), (XIIaa), (XIII), (XIIIa), (XIIIb), (XIIIaa), (XIIIbb), (XIV), (XIVa), (XIVb), (XIVaa), (XIVbb), (XV), (XVa), (XVI), (XVIa), (XVIb), (XVIaa), or (XVIbb), or a pharmaceutically acceptable salt, pharmaceutically acceptable solvate, or hydrate thereof, wherein the pain is associated with cancer chemotherapy. In some embodiments is a method of treating pain in a subject, comprising administering to the subject a therapeutically effective amount of a compound of Formula (I), (II), (IIa), (IIb), (IIaa), (IIbb), (III), (IIIa), (IIIb), (IIIaa), (IIIbb), (IV), (IVa), (IVb), (IVaa), (IVbb), (V), (Va), (Vb), (Vaa), (Vbb), (VI), (VIa), (VIb), (VIaa), (VIbb), (VII), (VIIa), (VIIaa), (VIII), (VIIIa), (VIIIb), (VIIIaa), (VIIIbb), (IX), (IXa),

(IXb), (IXaa), (IXbb), (X), (Xa), (Xb), (Xaa), (Xbb), (XI), (XIa), (XIb), (XIaa), (XIbb), (XII), (XIIa), (XIIaa), (XIII), (XIIIa), (XIIIb), (XIIIaa), (XIIIbb), (XIV), (XIVa), (XIVb), (XIVaa), (XIVbb), (XV), (XVa), (XVI), (XVIa), (XVIb), (XVIaa), or (XVIbb), or a pharmaceutically acceptable salt, pharmaceutically acceptable solvate, or hydrate thereof, wherein the pain is associated with nerve injury. In some embodiments is a method of treating pain in a subject, comprising administering to the subject a therapeutically effective amount of a compound of Formula (I), (II), (IIa), (IIb), (IIaa), (IIbb), (III), (IIIa), (IIIb), (IIIaa), (IIIbb), (IV), (IVa), (IVb), (IVaa), (IVbb), (V), (Va), (Vb), (Vaa), (Vbb), (VI), (VIa), (VIb), (VIaa), (VIbb), (VII), (VIIa), (VIIaa), (VIIb), (VIIaa), (VIII), (VIIIa), (VIIIb), (VIIIaa), (VIIIbb), (IX), (IXa), (IXb), (IXaa), (IXbb), (X), (Xa), (Xb), (Xaa), (Xbb), (XI), (XIa), (XIb), (XIaa), (XIbb), (XII), (XIIa), (XIIaa), (XIII), (XIIIa), (XIIIb), (XIIIaa), (XIIIbb), (XIV), (XIVa), (XIVb), (XIVaa), (XIVbb), (XV), (XVa), (XVI), (XVIa), (XVIb), (XVIaa), or (XVIbb), or a pharmaceutically acceptable salt, pharmaceutically acceptable solvate, or hydrate thereof, wherein the pain is associated with vulvodynia. In some embodiments is a method of treating pain in a subject, comprising administering to the subject a therapeutically effective amount of a compound of Formula (I), (II), (IIa), (IIb), (IIaa), (IIbb), (III), (IIIa), (IIIb), (IIIaa), (IIIbb), (IV), (IVa), (IVb), (IVaa), (IVbb), (V), (Va), (Vb), (Vaa), (Vbb), (VI), (VIa), (VIb), (VIaa), (VIbb), (VII), (VIIa), (VIIaa), (VIII), (VIIIa), (VIIIb), (VIIIaa), (VIIIbb), (IX), (IXa), (IXb), (IXaa), (IXbb), (X), (Xa), (Xb), (Xaa), (Xbb), (XI), (XIa), (XIb), (XIaa), (XIbb), (XII), (XIIa), (XIIaa), (XIII), (XIIIa), (XIIIb), (XIIIaa), (XIIIbb), (XIV), (XIVa), (XIVb), (XIVaa), (XIVbb), (XV), (XVa), (XVI), (XVIa), (XVIb), (XVIaa), or (XVIbb), or a pharmaceutically acceptable salt, pharmaceutically acceptable solvate, or hydrate thereof, wherein the pain is associated with trauma. In some embodiments is a method of treating pain in a subject, comprising administering to the subject a therapeutically effective amount of a compound of Formula (I), (II), (IIa), (IIb), (IIaa), (IIbb), (III), (IIIa), (IIIb), (IIIaa), (IIIbb), (IV), (IVa), (IVb), (IVaa), (IVbb), (V), (Va), (Vb), (Vaa), (Vbb), (VI), (VIa), (VIb), (VIaa), (VIbb), (VII), (VIIa), (VIIaa), (VIII), (VIIIa), (VIIIb), (VIIIaa), (VIIIbb), (IX), (IXa), (IXb), (IXaa), (IXbb), (X), (Xa), (Xb), (Xaa), (Xbb), (XI), (XIa), (XIb), (XIaa), (XIbb), (XII), (XIIa), (XIIaa), (XIII), (XIIIa), (XIIIb), (XIIIaa), (XIIIbb), (XIV), (XIVa), (XIVb), (XIVaa), (XIVbb), (XV), (XVa), (XVI), (XVIa), (XVIb), (XVIaa), or (XVIbb), or a pharmaceutically acceptable salt, pharmaceutically acceptable solvate, or hydrate thereof, wherein the pain is associated with surgery. In some embodiments is a method of treating pain in a subject, comprising administering to the subject a therapeutically effective amount of a compound of Formula (I), (II), (IIa), (IIb), (IIaa), (IIbb), (III), (IIIa), (IIIb), (IIIaa), (IIIbb), (IV), (IVa), (IVb), (IVaa), (IVbb), (V), (Va), (Vb), (Vaa), (Vbb), (VI), (VIa), (VIb), (VIaa), (VIbb), (VII), (VIIa), (VIIaa), (VIII), (VIIIa), (VIIIb), (VIIIaa), (VIIIbb), (IX), (IXa), (IXb), (IXaa), (IXbb), (X), (Xa), (Xb), (Xaa),

(Xbb), (XI), (XIa), (XIb), (XIaa), (XIbb), (XII), (XIIa), (XIIaa), (XIII), (XIIIa), (XIIIb), (XIIIaa), (XIIIbb), (XIV), (XIVa), (XIVb), (XIVaa), (XIVbb), (XV), (XVa), (XVI), (XVIa), (XVIb), (XVIaa), or (XVIbb), or a pharmaceutically acceptable salt, pharmaceutically acceptable solvate, or hydrate thereof, wherein the pain is associated with chronic musculoskeletal pain. In some embodiments is a method of treating pain in a subject, comprising administering to the subject a therapeutically effective amount of a compound of Formula (I), (II), (IIa), (IIb), (IIaa), (IIbb), (III), (IIIa), (IIIb), (IIIaa), (IIIbb), (IV), (IVa), (IVb), (IVaa), (IVbb), (V), (Va), (Vb), (Vaa), (Vbb), (VI), (VIa), (VIb), (VIaa), (VIbb), (VII), (VIIa), (VIIaa), (VIII), (VIIIa), (VIIIb), (VIIIaa), (VIIIbb), (IX), (IXa), (IXb), (IXaa), (IXbb), (X), (Xa), (Xb), (Xaa), (Xbb), (XI), (XIa), (XIb), (XIaa), (XIbb), (XII), (XIIa), (XIIaa), (XIII), (XIIIa), (XIIIb), (XIIIaa), (XIIIbb), (XIV), (XIVa), (XIVb), (XIVaa), (XIVbb), (XV), (XVa), (XVI), (XVIa), (XVIb), (XVIaa), or (XVIbb), or a pharmaceutically acceptable salt, pharmaceutically acceptable solvate, or hydrate thereof, wherein the pain is associated with lower back pain. In some embodiments is a method of treating pain in a subject, comprising administering to the subject a therapeutically effective amount of a compound of Formula (I), (II), (IIa), (IIb), (IIaa), (IIbb), (III), (IIIa), (IIIb), (IIIaa), (IIIbb), (IV), (IVa), (IVb), (IVaa), (IVbb), (V), (Va), (Vb), (Vaa), (Vbb), (VI), (VIa), (VIb), (VIaa), (VIbb), (VII), (VIIa), (VIIaa), (VIII), (VIIIa), (VIIIb), (VIIIaa), (VIIIbb), (IX), (IXa), (IXb), (IXaa), (IXbb), (X), (Xa), (Xb), (Xaa), (Xbb), (XI), (XIa), (XIb), (XIaa), (XIbb), (XII), (XIIa), (XIIaa), (XIII), (XIIIa), (XIIIb), (XIIIaa), (XIIIbb), (XIV), (XIVa), (XIVb), (XIVaa), (XIVbb), (XV), (XVa), (XVI), (XVIa), (XVIb), (XVIaa), or (XVIbb), or a pharmaceutically acceptable salt, pharmaceutically acceptable solvate, or hydrate thereof, wherein the pain is associated with osteoarthritis or rheumatoid arthritis. In some embodiments is a method of treating pain in a subject, comprising administering to the subject a therapeutically effective amount of a compound of Formula (I), (II), (IIa), (IIb), (IIaa), (IIbb), (III), (IIIa), (IIIb), (IIIaa), (IIIbb), (IV), (IVa), (IVb), (IVaa), (IVbb), (V), (Va), (Vb), (Vaa), (Vbb), (VI), (VIa), (VIb), (VIaa), (VIbb), (VII), (VIIa), (VIIaa), (VIII), (VIIIa), (VIIIb), (VIIIaa), (VIIIbb), (IX), (IXa), (IXb), (IXaa), (IXbb), (X), (Xa), (Xb), (Xaa), (Xbb), (XI), (XIa), (XIb), (XIaa), (XIbb), (XII), (XIIa), (XIIaa), (XIII), (XIIIa), (XIIIb), (XIIIaa), (XIIIbb), (XIV), (XIVa), (XIVb), (XIVaa), (XIVbb), (XV), (XVa), (XVI), (XVIa), (XVIb), (XVIaa), or (XVIbb), or a pharmaceutically acceptable salt, pharmaceutically acceptable solvate, or hydrate thereof, wherein the pain is associated with osteoarthritis arthritis. In some embodiments is a method of treating pain in a subject, comprising administering to the subject a therapeutically effective amount of a compound of Formula (I), (II), (IIa), (IIb), (IIaa), (IIbb), (III), (IIIa), (IIIb), (IIIaa), (IIIbb), (IV), (IVa), (IVb), (IVaa), (IVbb), (V), (Va), (Vb), (Vaa), (Vbb), (VI), (VIa), (VIb), (VIaa), (VIbb), (VII), (VIIa), (VIIaa), (VIII), (VIIIa), (VIIIb), (VIIIaa), (VIIIbb), (IX), (IXa), (IXb), (IXaa), (IXbb),

(X), (Xa), (Xb), (Xaa), (Xbb), (XI), (XIa), (XIb), (XIaa), (XIbb), (XII), (XIIa), (XIIaa), (XIII), (XIIIa), (XIIIb), (XIIIaa), (XIIIbb), (XIV), (XIVa), (XIVb), (XIVaa), (XIVbb), (XV), (XVa), (XVI), (XVIa), (XVIb), (XVIaa), or (XVIbb), or a pharmaceutically acceptable salt, pharmaceutically acceptable solvate, or hydrate thereof, wherein the pain is associated with rheumatoid arthritis.

[00248] In some embodiments is a method of treating psoriasis, pruritis, itch, cancer, prostatic hypertrophy, wrinkles, sinusitis, rhinitis, alopecia, or hirsutism in a subject, comprising administering to the subject a therapeutically effective amount of a compound of Formula (I), (II), (IIa), (IIb), (IIaa), (IIbb), (III), (IIIa), (IIIb), (IIIaa), (IIIbb), (IV), (IVa), (IVb), (IVaa), (IVbb), (V), (Va), (Vb), (Vaa), (Vbb), (VI), (VIa), (VIb), (VIaa), (VIbb), (VII), (VIIa), (VIIaa), (VIII), (VIIIa), (VIIIb), (VIIIaa), (VIIIbb), (IX), (IXa), (IXb), (IXaa), (IXbb), (X), (Xa), (Xb), (Xaa), (Xbb), (XI), (XIa), (XIb), (XIaa), (XIbb), (XII), (XIIa), (XIIaa), (XIII), (XIIIa), (XIIIb), (XIIIaa), (XIIIbb), (XIV), (XIVa), (XIVb), (XIVaa), (XIVbb), (XV), (XVa), (XVI), (XVIa), (XVIb), (XVIaa), or (XVIbb), or a pharmaceutically acceptable salt, pharmaceutically acceptable solvate, or hydrate thereof. In some embodiments is a method of treating psoriasis in a subject, comprising administering to the subject a therapeutically effective amount of a compound of Formula (I), (II), (IIa), (IIb), (IIaa), (IIbb), (III), (IIIa), (IIIb), (IIIaa), (IIIbb), (IV), (IVa), (IVb), (IVaa), (IVbb), (V), (Va), (Vb), (Vaa), (Vbb), (VI), (VIa), (VIb), (VIaa), (VIbb), (VII), (VIIa), (VIIaa), (VIII), (VIIIa), (VIIIb), (VIIIaa), (VIIIbb), (IX), (IXa), (IXb), (IXaa), (IXbb), (X), (Xa), (Xb), (Xaa), (Xbb), (XI), (XIa), (XIb), (XIaa), (XIbb), (XII), (XIIa), (XIIaa), (XIII), (XIIIa), (XIIIb), (XIIIaa), (XIIIbb), (XIV), (XIVa), (XIVb), (XIVaa), (XIVbb), (XV), (XVa), (XVI), (XVIa), (XVIb), (XVIaa), or (XVIbb), or a pharmaceutically acceptable salt, pharmaceutically acceptable solvate, or hydrate thereof. In some embodiments is a method of treating pruritis in a subject, comprising administering to the subject a therapeutically effective amount of a compound of Formula (I), (II), (IIa), (IIb), (IIaa), (IIbb), (III), (IIIa), (IIIb), (IIIaa), (IIIbb), (IV), (IVa), (IVb), (IVaa), (IVbb), (V), (Va), (Vb), (Vaa), (Vbb), (VI), (VIa), (VIb), (VIaa), (VIbb), (VII), (VIIa), (VIIaa), (VIII), (VIIIa), (VIIIb), (VIIIaa), (VIIIbb), (IX), (IXa), (IXb), (IXaa), (IXbb), (X), (Xa), (Xb), (Xaa), (Xbb), (XI), (XIa), (XIb), (XIaa), (XIbb), (XII), (XIIa), (XIIaa), (XIII), (XIIIa), (XIIIb), (XIIIaa), (XIIIbb), (XIV), (XIVa), (XIVb), (XIVaa), (XIVbb), (XV), (XVa), (XVI), (XVIa), (XVIb), (XVIaa), or (XVIbb), or a pharmaceutically acceptable salt, pharmaceutically acceptable solvate, or hydrate thereof. In some embodiments is a method of treating itch in a subject, comprising administering to the subject a therapeutically effective amount of a compound of Formula (I), (II), (IIa), (IIb), (IIaa), (IIbb), (III), (IIIa), (IIIb), (IIIaa), (IIIbb), (IV), (IVa), (IVb), (IVaa), (IVbb), (V), (Va), (Vb), (Vaa), (Vbb), (VI), (VIa), (VIb), (VIaa), (VIbb), (VII), (VIIa), (VIIaa), (VIII), (VIIIa), (VIIIb), (VIIIaa), (VIIIbb), (IX), (IXa),

(IXb), (IXaa), (IXbb), (X), (Xa), (Xb), (Xaa), (Xbb), (XI), (XIa), (XIb), (XIaa), (XIbb), (XII), (XIIa), (XIIaa), (XIII), (XIIIa), (XIIIb), (XIIIaa), (XIIIbb), (XIV), (XIVa), (XIVb), (XIVaa), (XIVbb), (XV), (XVa), (XVI), (XVIa), (XVIb), (XVIaa), or (XVIbb), or a pharmaceutically acceptable salt, pharmaceutically acceptable solvate, or hydrate thereof. In some embodiments is a method of treating cancer in a subject, comprising administering to the subject a therapeutically effective amount of a compound of Formula (I), (II), (IIa), (IIb), (IIaa), (IIbb), (III), (IIIa), (IIIb), (IIIaa), (IIIbb), (IV), (IVa), (IVb), (IVaa), (IVbb), (V), (Va), (Vb), (Vaa), (Vbb), (VI), (VIa), (VIb), (VIaa), (VIbb), (VII), (VIIa), (VIIaa), (VIII), (VIIIa), (VIIIb), (VIIIaa), (VIIIbb), (IX), (IXa), (IXb), (IXaa), (IXbb), (X), (Xa), (Xb), (Xaa), (Xbb), (XI), (XIa), (XIb), (XIaa), (XIbb), (XII), (XIIa), (XIIaa), (XIII), (XIIIa), (XIIIb), (XIIIaa), (XIIIbb), (XIV), (XIVa), (XIVb), (XIVaa), (XIVbb), (XV), (XVa), (XVI), (XVIa), (XVIb), (XVIaa), or (XVIbb), or a pharmaceutically acceptable salt, pharmaceutically acceptable solvate, or hydrate thereof. In some embodiments is a method of treating prostatic hypertrophy in a subject, comprising administering to the subject a therapeutically effective amount of a compound of Formula (I), (II), (IIa), (IIb), (IIaa), (IIbb), (III), (IIIa), (IIIb), (IIIaa), (IIIbb), (IV), (IVa), (IVb), (IVaa), (IVbb), (V), (Va), (Vb), (Vaa), (Vbb), (VI), (VIa), (VIb), (VIaa), (VIbb), (VII), (VIIa), (VIIaa), (VIII), (VIIIa), (VIIIb), (VIIIaa), (VIIIbb), (IX), (IXa), (IXb), (IXaa), (IXbb), (X), (Xa), (Xb), (Xaa), (Xbb), (XI), (XIa), (XIb), (XIaa), (XIbb), (XII), (XIIa), (XIIaa), (XIII), (XIIIa), (XIIIb), (XIIIaa), (XIIIbb), (XIV), (XIVa), (XIVb), (XIVaa), (XIVbb), (XV), (XVa), (XVI), (XVIa), (XVIb), (XVIaa), or (XVIbb), or a pharmaceutically acceptable salt, pharmaceutically acceptable solvate, or hydrate thereof. In some embodiments is a method of treating sinusitis in a subject, comprising administering to the subject a therapeutically effective amount of a compound of Formula (I), (II), (IIa), (IIb), (IIaa), (IIbb), (III), (IIIa), (IIIb), (IIIaa), (IIIbb), (IV), (IVa), (IVb), (IVaa), (IVbb), (V), (Va), (Vb), (Vaa), (Vbb), (VI), (VIa), (VIb), (VIaa), (VIbb), (VII), (VIIa), (VIIaa), (VIII), (VIIIa), (VIIIb), (VIIIaa), (VIIIbb), (IX), (IXa), (IXb), (IXaa), (IXbb), (X), (Xa), (Xb), (Xaa), (Xbb), (XI), (XIa), (XIb), (XIaa), (XIbb), (XII), (XIIa), (XIIaa), (XIII), (XIIIa), (XIIIb), (XIIIaa), (XIIIbb), (XIV), (XIVa), (XIVb), (XIVaa), (XIVbb), (XV), (XVa), (XVI), (XVIa), (XVIb), (XVIaa), or (XVIbb), or a pharmaceutically acceptable salt, pharmaceutically acceptable solvate, or hydrate thereof. In some embodiments is a method of treating rhinitis in a subject, comprising administering to the subject a therapeutically effective amount of a compound of Formula (I), (II), (IIa), (IIb), (IIaa), (IIbb), (III), (IIIa), (IIIb), (IIIaa), (IIIbb), (IV), (IVa), (IVb), (IVaa), (IVbb), (V), (Va), (Vb), (Vaa), (Vbb), (VI), (VIa), (VIb), (VIaa), (VIbb), (VII), (VIIa), (VIIaa), (VIII), (VIIIa), (VIIIb), (VIIIaa), (VIIIbb), (IX), (IXa), (IXb), (IXaa), (IXbb), (X), (Xa), (Xb), (Xaa), (Xbb), (XI), (XIa), (XIb), (XIaa), (XIbb), (XII), (XIIa), (XIIaa), (XIII), (XIIIa), (XIIIb), (XIIIaa), (XIIIbb), (XIV), (XIVa), (XIVb), (XIVaa), (XIVbb), (XV), (XVa),

(XVI), (XVIa), (XVIb), (XVIaa), or (XVIbb), or a pharmaceutically acceptable salt, pharmaceutically acceptable solvate, or hydrate thereof. In some embodiments is a method of treating alopecia in a subject, comprising administering to the subject a therapeutically effective amount of a compound of Formula (I), (II), (IIa), (IIb), (IIaa), (IIbb), (III), (IIIa), (IIIb), (IIIaa), (IIIbb), (IV), (IVa), (IVb), (IVaa), (IVbb), (V), (Va), (Vb), (Vaa), (Vbb), (VI), (VIa), (VIb), (VIaa), (VIbb), (VII), (VIIa), (VIIaa), (VIII), (VIIIa), (VIIIb), (VIIIaa), (VIIIbb), (IX), (IXa), (IXb), (IXaa), (IXbb), (X), (Xa), (Xb), (Xaa), (Xbb), (XI), (XIa), (XIb), (XIaa), (XIbb), (XII), (XIIa), (XIIaa), (XIII), (XIIIa), (XIIIb), (XIIIaa), (XIIIbb), (XIV), (XIVa), (XIVb), (XIVaa), (XIVbb), (XV), (XVa), (XVI), (XVIa), (XVIb), (XVIaa), or (XVIbb), or a pharmaceutically acceptable salt, pharmaceutically acceptable solvate, or hydrate thereof. In some embodiments is a method of treating hirsutism in a subject, comprising administering to the subject a therapeutically effective amount of a compound of Formula (I), (II), (IIa), (IIb), (IIaa), (IIbb), (III), (IIIa), (IIIb), (IIIaa), (IIIbb), (IV), (IVa), (IVb), (IVaa), (IVbb), (V), (Va), (Vb), (Vaa), (Vbb), (VI), (VIa), (VIb), (VIaa), (VIbb), (VII), (VIIa), (VIIaa), (VIII), (VIIIa), (VIIIb), (VIIIaa), (VIIIbb), (IX), (IXa), (IXb), (IXaa), (IXbb), (X), (Xa), (Xb), (Xaa), (Xbb), (XI), (XIa), (XIb), (XIaa), (XIbb), (XII), (XIIa), (XIIaa), (XIII), (XIIIa), (XIIIb), (XIIIaa), (XIIIbb), (XIV), (XIVa), (XIVb), (XIVaa), (XIVbb), (XV), (XVa), (XVI), (XVIa), (XVIb), (XVIaa), or (XVIbb), or a pharmaceutically acceptable salt, pharmaceutically acceptable solvate, or hydrate thereof.

[00249] In some embodiments is a method of treating pain in a subject, comprising administering to the subject a therapeutically effective amount of a compound of Formula (I), (II), (IIa), (IIb), (IIaa), (IIbb), (III), (IIIa), (IIIb), (IIIaa), (IIIbb), (IV), (IVa), (IVb), (IVaa), (IVbb), (V), (Va), (Vb), (Vaa), (Vbb), (VI), (VIa), (VIb), (VIaa), (VIbb), (VII), (VIIa), (VIIaa), (VIII), (VIIIa), (VIIIb), (VIIIaa), (VIIIbb), (IX), (IXa), (IXb), (IXaa), (IXbb), (X), (Xa), (Xb), (Xaa), (Xbb), (XI), (XIa), (XIb), (XIaa), (XIbb), (XII), (XIIa), (XIIaa), (XIII), (XIIIa), (XIIIb), (XIIIaa), (XIIIbb), (XIV), (XIVa), (XIVb), (XIVaa), (XIVbb), (XV), (XVa), (XVI), (XVIa), (XVIb), (XVIaa), or (XVIbb), or a pharmaceutically acceptable salt, pharmaceutically acceptable solvate, or hydrate thereof, wherein the compound is administered locally. In some embodiments is a method of treating pain in a subject, comprising administering to the subject a therapeutically effective amount of a compound of Formula (I), (II), (IIa), (IIb), (IIaa), (IIbb), (III), (IIIa), (IIIb), (IIIaa), (IIIbb), (IV), (IVa), (IVb), (IVaa), (IVbb), (V), (Va), (Vb), (Vaa), (Vbb), (VI), (VIa), (VIb), (VIaa), (VIbb), (VII), (VIIa), (VIIaa), (VIII), (VIIIa), (VIIIb), (VIIIaa), (VIIIbb), (IX), (IXa), (IXb), (IXaa), (IXbb), (X), (Xa), (Xb), (Xaa), (Xbb), (XI), (XIa), (XIb), (XIaa), (XIbb), (XII), (XIIa), (XIIaa), (XIII), (XIIIa), (XIIIb), (XIIIaa), (XIIIbb), (XIV), (XIVa), (XIVb), (XIVaa), (XIVbb), (XV), (XVa), (XVI), (XVIa), (XVIb), (XVIaa), or (XVIbb), or a pharmaceutically acceptable salt, pharmaceutically acceptable solvate, or hydrate thereof,

wherein the compound is administered dermally. In some embodiments is a method of treating pain in a subject, comprising administering to the subject a therapeutically effective amount of a compound of Formula (I), (II), (IIa), (IIb), (IIaa), (IIbb), (III), (IIIa), (IIIb), (IIIaa), (IIIbb), (IV), (IVa), (IVb), (IVaa), (IVbb), (V), (Va), (Vb), (Vaa), (Vbb), (VI), (VIa), (VIb), (VIaa), (VIbb), (VII), (VIIa), (VIIaa), (VIII), (VIIIa), (VIIIb), (VIIIaa), (VIIIbb), (IX), (IXa), (IXb), (IXaa), (IXbb), (X), (Xa), (Xb), (Xaa), (Xbb), (XI), (XIa), (XIb), (XIaa), (XIbb), (XII), (XIIa), (XIIaa), (XIII), (XIIIa), (XIIIb), (XIIIaa), (XIIIbb), (XIV), (XIVa), (XIVb), (XIVaa), (XIVbb), (XV), (XVa), (XVI), (XVIa), (XVIb), (XVIaa), or (XVIbb), or a pharmaceutically acceptable salt, pharmaceutically acceptable solvate, or hydrate thereof, wherein the compound is administered transdermally. In some embodiments is a method of treating pain in a subject, comprising administering to the subject a therapeutically effective amount of a compound of Formula (I), (II), (IIa), (IIb), (IIaa), (IIbb), (III), (IIIa), (IIIb), (IIIaa), (IIIbb), (IV), (IVa), (IVb), (IVaa), (IVbb), (V), (Va), (Vb), (Vaa), (Vbb), (VI), (VIa), (VIb), (VIaa), (VIbb), (VII), (VIIa), (VIIaa), (VIII), (VIIIa), (VIIIb), (VIIIaa), (VIIIbb), (IX), (IXa), (IXb), (IXaa), (IXbb), (X), (Xa), (Xb), (Xaa), (Xbb), (XI), (XIa), (XIb), (XIaa), (XIbb), (XII), (XIIa), (XIIaa), (XIII), (XIIIa), (XIIIb), (XIIIaa), (XIIIbb), (XIV), (XIVa), (XIVb), (XIVaa), (XIVbb), (XV), (XVa), (XVI), (XVIa), (XVIb), (XVIaa), or (XVIbb), or a pharmaceutically acceptable salt, pharmaceutically acceptable solvate, or hydrate thereof, wherein the compound is administered systemically.

Certain Terminology

[00250] Unless defined otherwise, all technical and scientific terms used herein have the same meaning as is commonly understood to which the claimed subject matter belongs. In the event that there are a plurality of definitions for terms herein, those in this section prevail. All patents, patent applications, publications and published nucleotide and amino acid sequences (*e.g.*, sequences available in GenBank or other databases) referred to herein are incorporated by reference. Where reference is made to a URL or other such identifier or address, it is understood that such identifiers can change and particular information on the internet can come and go, but equivalent information can be found by searching the internet. Reference thereto evidences the availability and public dissemination of such information.

[00251] It is to be understood that the foregoing general description and the following detailed description are exemplary and explanatory only and are not restrictive of any subject matter claimed. In this application, the use of the singular includes the plural unless specifically stated otherwise. It must be noted that, as used in the specification and the appended claims, the singular forms “a,” “an” and “the” include plural referents unless the context clearly dictates otherwise. In this application, the use of “or” means “and/or” unless stated otherwise.

Furthermore, use of the term “including” as well as other forms, such as “include”, “includes,” and “included,” is not limiting.

[00252] The section headings used herein are for organizational purposes only and are not to be construed as limiting the subject matter described.

[00253] Definition of standard chemistry terms may be found in reference works, including but not limited to, Carey and Sundberg “ADVANCED ORGANIC CHEMISTRY 4TH ED.” Vols. A (2000) and B (2001), Plenum Press, New York. Unless otherwise indicated, conventional methods of mass spectroscopy, NMR, HPLC, protein chemistry, biochemistry, recombinant DNA techniques and pharmacology.

[00254] Unless specific definitions are provided, the nomenclature employed in connection with, and the laboratory procedures and techniques of, analytical chemistry, synthetic organic chemistry, and medicinal and pharmaceutical chemistry described herein are those recognized in the field. Standard techniques can be used for chemical syntheses, chemical analyses, pharmaceutical preparation, formulation, and delivery, and treatment of patients. Standard techniques can be used for recombinant DNA, oligonucleotide synthesis, and tissue culture and transformation (e.g., electroporation, lipofection). Reactions and purification techniques can be performed e.g., using kits of manufacturer's specifications or as commonly accomplished in the art or as described herein. The foregoing techniques and procedures can be generally performed of conventional methods and as described in various general and more specific references that are cited and discussed throughout the present specification.

[00255] It is to be understood that the methods and compositions described herein are not limited to the particular methodology, protocols, cell lines, constructs, and reagents described herein and as such may vary. It is also to be understood that the terminology used herein is for the purpose of describing particular embodiments only, and is not intended to limit the scope of the methods, compounds, compositions described herein.

[00256] As used herein, C₁-C_x includes C₁-C₂, C₁-C₃ . . . C₁-C_x. C₁-C_x refers to the number of carbon atoms that make up the moiety to which it designates (excluding optional substituents).

[00257] An “alkyl” group refers to an aliphatic hydrocarbon group, wherein an sp³-hybridized carbon of the alkyl residue is attached to the rest of the molecule by a single bond. The alkyl groups may or may not include units of unsaturation. The alkyl moiety may be a “saturated alkyl” group, which means that it does not contain any units of unsaturation (i.e. a carbon-carbon double bond or a carbon-carbon triple bond). The alkyl group may also be an “unsaturated alkyl” moiety, which means that it contains at least one unit of unsaturation. The alkyl moiety, whether saturated or unsaturated, may be branched, straight chain, or cyclic.

[00258] The “alkyl” group may have 1 to 6 carbon atoms (whenever it appears herein, a numerical range such as “1 to 6” refers to each integer in the given range; *e.g.*, “1 to 6 carbon atoms” means that the alkyl group may consist of 1 carbon atom, 2 carbon atoms, 3 carbon atoms, *etc.*, up to and including 6 carbon atoms, although the present definition also covers the occurrence of the term “alkyl” where no numerical range is designated). The alkyl group of the compounds described herein may be designated as “C₁-C₆ alkyl” or similar designations. By way of example only, “C₁-C₆ alkyl” indicates that there are one to six carbon atoms in the alkyl chain, *i.e.*, the alkyl chain is selected from the group consisting of methyl, ethyl, n-propyl, iso-propyl, n-butyl, iso-butyl, sec-butyl, t-butyl, n-pentyl, iso-pentyl, neo-pentyl, hexyl, propen-3-yl (allyl), cyclopropylmethyl, cyclobutylmethyl, cyclopentylmethyl, cyclohexylmethyl. Alkyl groups can be substituted or unsubstituted. Depending on the structure, an alkyl group can be a monoradical or a diradical (*i.e.*, an alkylene group).

[00259] An “alkoxy” refers to a “-O-alkyl” group, where alkyl is as defined herein.

[00260] The term “alkenyl” refers to a type of alkyl group in which the first two atoms of the alkyl group form a double bond that is not part of an aromatic group. That is, an alkenyl group begins with the atoms -C(R)=CR_2 , wherein R refers to the remaining portions of the alkenyl group, which may be the same or different. Non-limiting examples of an alkenyl group include -CH=CH_2 , $\text{-C(CH}_3\text{)=CH}_2$, -CH=CHCH_3 , $\text{-CH=C(CH}_3\text{)}_2$ and $\text{-C(CH}_3\text{)=CHCH}_3$. The alkenyl moiety may be branched, straight chain, or cyclic (in which case, it would also be known as a “cycloalkenyl” group). Alkenyl groups may have 2 to 6 carbons. Alkenyl groups can be substituted or unsubstituted. Depending on the structure, an alkenyl group can be a monoradical or a diradical (*i.e.*, an alkenylene group).

[00261] The term “alkynyl” refers to a type of alkyl group in which the first two atoms of the alkyl group form a triple bond. That is, an alkynyl group begins with the atoms $\text{-C}\equiv\text{C-R}$, wherein R refers to the remaining portions of the alkynyl group. Non-limiting examples of an alkynyl group include $\text{-C}\equiv\text{CH}$, $\text{-C}\equiv\text{CCH}_3$, $\text{-C}\equiv\text{CCH}_2\text{CH}_3$ and $\text{-C}\equiv\text{CCH}_2\text{CH}_2\text{CH}_3$. The “R” portion of the alkynyl moiety may be branched, straight chain, or cyclic. An alkynyl group can have 2 to 6 carbons. Alkynyl groups can be substituted or unsubstituted. Depending on the structure, an alkynyl group can be a monoradical or a diradical (*i.e.*, an alkynylene group).

[00262] “Amino” refers to a -NH_2 group.

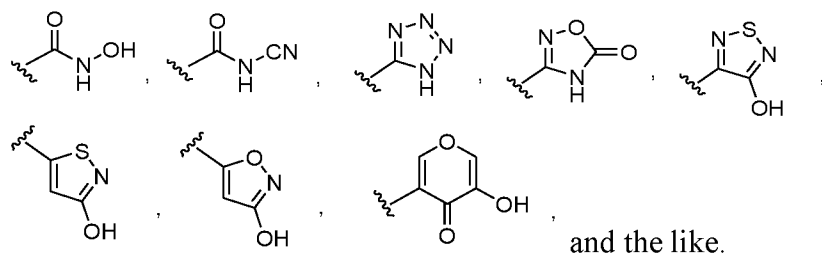
[00263] The term “alkylamine” or “alkylamino” refers to the $\text{-N(alkyl)}_x\text{H}_y$ group, where alkyl is as defined herein and x and y are selected from the group x=1, y=1 and x=2, y=0. When x=2, the alkyl groups, taken together with the nitrogen to which they are attached, can optionally form a cyclic ring system. “Dialkylamino” refers to a -N(alkyl)_2 group, where alkyl is as defined herein.

[00264] The term “aromatic” refers to a planar ring having a delocalized π -electron system containing $4n+2$ π electrons, where n is an integer. Aromatic rings can be formed from five, six, seven, eight, nine, or more than nine atoms. Aromatics can be optionally substituted. The term “aromatic” includes both aryl groups (*e.g.*, phenyl, naphthalenyl) and heteroaryl groups (*e.g.*, pyridinyl, quinolinyl).

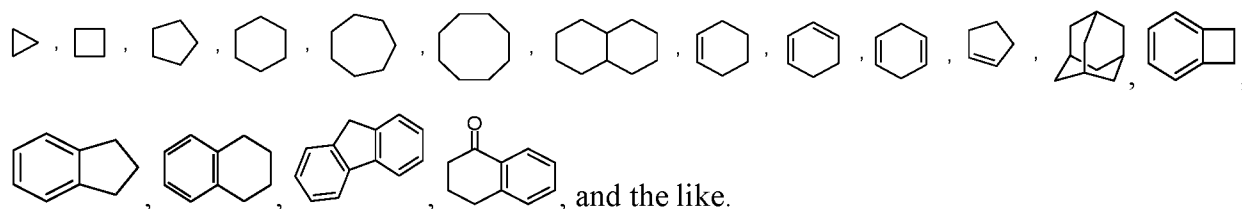
[00265] As used herein, the term “aryl” refers to an aromatic ring wherein each of the atoms forming the ring is a carbon atom. Aryl rings can be formed by five, six, seven, eight, nine, or more than nine carbon atoms. Aryl groups can be optionally substituted. Examples of aryl groups include, but are not limited to phenyl, and naphthalenyl. Depending on the structure, an aryl group can be a monoradical or a diradical (*i.e.*, an arylene group).

[00266] As used herein, the term “acyl” refers to a group containing a carbonyl moiety wherein the group is bonded via the carbonyl carbon atom. The carbonyl carbon atom is also bonded to another carbon atom, which can be part of an alkyl, aryl, aralkyl cycloalkyl, heterocycloalkyl, heteroaryl group or the like.

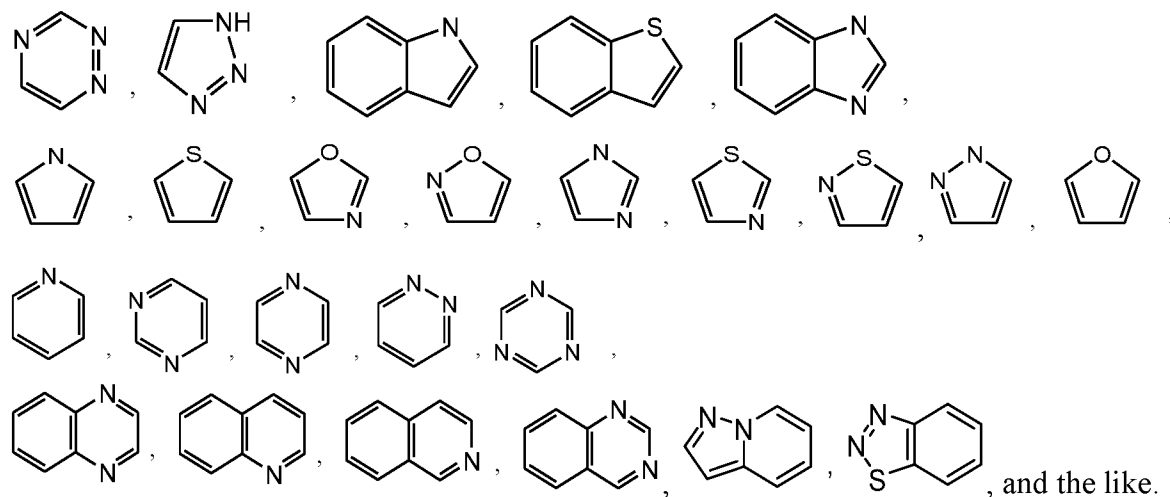
[00267] “Carboxy” refers to $-\text{CO}_2\text{H}$. In some embodiments, carboxy moieties may be replaced with a “carboxylic acid bioisostere”, which refers to a functional group or moiety that exhibits similar physical and/or chemical properties as a carboxylic acid moiety. A carboxylic acid bioisostere has similar biological properties to that of a carboxylic acid group. A compound with a carboxylic acid moiety can have the carboxylic acid moiety exchanged with a carboxylic acid bioisostere and have similar physical and/or biological properties when compared to the carboxylic acid-containing compound. For example, in one embodiment, a carboxylic acid bioisostere would ionize at physiological pH to roughly the same extent as a carboxylic acid group. Examples of bioisosteres of a carboxylic acid include, but are not limited to,



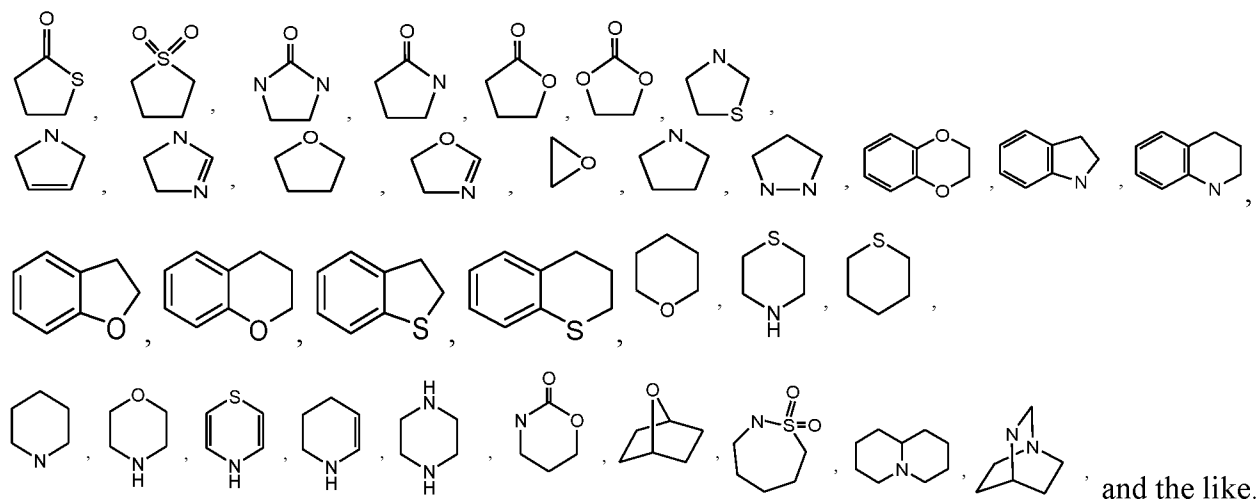
[00268] The term “cycloalkyl” refers to a monocyclic or polycyclic non-aromatic radical, wherein each of the atoms forming the ring (*i.e.* skeletal atoms) is a carbon atom. Cycloalkyls may be saturated, or partially unsaturated. Cycloalkyls may be fused with an aromatic ring (in which case the cycloalkyl is bonded through a non-aromatic ring carbon atom). Cycloalkyl groups include groups having from 3 to 10 ring atoms. Illustrative examples of cycloalkyl groups include, but are not limited to, the following moieties:



[00269] The terms “heteroaryl” or, alternatively, “heteroaromatic” refers to an aryl group that includes one or more ring heteroatoms selected from nitrogen, oxygen and sulfur. An *N*-containing “heteroaromatic” or “heteroaryl” moiety refers to an aromatic group in which at least one of the skeletal atoms of the ring is a nitrogen atom. Polycyclic heteroaryl groups may be fused or non-fused. Illustrative examples of heteroaryl groups include the following moieties:



[00270] A “heterocycloalkyl” group or “heteroalicyclic” group refers to a cycloalkyl group, wherein at least one skeletal ring atom is a heteroatom selected from nitrogen, oxygen and sulfur. The radicals may be fused with an aryl or heteroaryl. Illustrative examples of heterocycloalkyl groups, also referred to as non-aromatic heterocycles, include:



The term heteroalicyclic also includes all ring forms of the carbohydrates, including but not limited to the monosaccharides, the disaccharides and the oligosaccharides. Unless otherwise noted, heterocycloalkyls have from 2 to 10 carbons in the ring. It is understood that when

referring to the number of carbon atoms in a heterocycloalkyl, the number of carbon atoms in the heterocycloalkyl is not the same as the total number of atoms (including the heteroatoms) that make up the heterocycloalkyl (i.e. skeletal atoms of the heterocycloalkyl ring).

[00271] The term “halo” or, alternatively, “halogen” means fluoro, chloro, bromo and iodo.

[00272] The term “haloalkyl” or “haloalkoxy” refers to an alkyl group or alkoxy group that is substituted with one or more halogens. The halogens may be the same or they may be different. Non-limiting examples of haloalkyls include -CH₂Cl, -CF₃, -CHF₂, -CH₂CF₃, -CF₂CF₃, -CF(CH₃)₂, and the like. Non-limiting examples of haloalkoxys include -OCH₂Cl, -OCF₃, -OCHF₂, -OCH₂CF₃, -OCF₂CF₃, -OCF(CH₃)₂, and the like.

[00273] The terms “fluoroalkyl” and “fluoroalkoxy” include alkyl and alkoxy groups, respectively, that are substituted with one or more fluorine atoms. Non-limiting examples of fluoroalkyls include -CF₃, -CHF₂, -CH₂F, -CH₂CF₃, -CF₂CF₃, -CF₂CF₂CF₃, -CF(CH₃)₃, and the like. Non-limiting examples of fluoroalkoxy groups, include -OCF₃, -OCHF₂, -OCH₂F, -OCH₂CF₃, -OCF₂CF₃, -OCF₂CF₂CF₃, -OCF(CH₃)₂, and the like.

[00274] The term “heteroalkyl” refers to an alkyl radical where one or more skeletal chain atoms is selected from an atom other than carbon, *e.g.*, oxygen, nitrogen, sulfur, phosphorus, silicon, or combinations thereof. The heteroatom(s) may be placed at any interior position of the heteroalkyl group. Examples include, but are not limited to, -CH₂-O-CH₃, -CH₂-CH₂-O-CH₃, -CH₂-NH-CH₃, -CH₂-CH₂-NH-CH₃, -CH₂-N(CH₃)-CH₃, -CH₂-CH₂-NH-CH₃, -CH₂-CH₂-N(CH₃)-CH₃, -CH₂-S-CH₂-CH₃, -CH₂-CH₂-S(O)-CH₃, -CH₂-CH₂-S(O)₂-CH₃, -CH₂-NH-OCH₃, -CH₂-O-Si(CH₃)₃, -CH₂-CH=N-OCH₃, and -CH=CH-N(CH₃)-CH₃. In addition, up to two heteroatoms may be consecutive, such as, by way of example, -CH₂-NH-OCH₃ and -CH₂-O-Si(CH₃)₃. Excluding the number of heteroatoms, a “heteroalkyl” may have from 1 to 6 carbon atoms.

[00275] The term “bond” or “single bond” refers to a chemical bond between two atoms, or two moieties when the atoms joined by the bond are considered to be part of larger substructure.

[00276] The term “moiety” refers to a specific segment or functional group of a molecule. Chemical moieties are often recognized chemical entities embedded in or appended to a molecule.

[00277] As used herein, the substituent “R” appearing by itself and without a number designation refers to a substituent selected from among alkyl, haloalkyl, heteroalkyl, alkenyl, cycloalkyl, aryl, heteroaryl (bonded through a ring carbon), and heterocycloalkyl.

[00278] The term “optionally substituted” or “substituted” means that the referenced group may be substituted with one or more additional group(s) individually and independently selected from alkyl, cycloalkyl, aryl, heteroaryl, heterocycloalkyl, -OH, alkoxy, aryloxy, alkylthio, arylthio, alkylsulfoxide, arylsulfoxide, alkylsulfone, arylsulfone, -CN, alkyne, C₁-C₆alkylalkyne,

halo, acyl, acyloxy, $-\text{CO}_2\text{H}$, $-\text{CO}_2\text{-alkyl}$, nitro, haloalkyl, fluoroalkyl, fluoroalkoxy, and amino, including mono- and di-substituted amino groups (e.g. $-\text{NH}_2$, $-\text{NHR}$, $-\text{N(R)}_2$), and the protected derivatives thereof. In some embodiments, optional substituents are independently selected from halogen, $-\text{CN}$, $-\text{NH}_2$, $-\text{NH(CH}_3\text{)}$, $-\text{N(CH}_3\text{)}_2$, $-\text{OH}$, $-\text{CO}_2\text{H}$, $-\text{CO}_2\text{alkyl}$, $-\text{C(=O)NH}_2$, $-\text{C(=O)NH(alkyl)}$, $-\text{C(=O)N(alkyl)}_2$, $-\text{S(=O)}_2\text{NH}_2$, $-\text{S(=O)}_2\text{NH(alkyl)}$, $-\text{S(=O)}_2\text{N(alkyl)}_2$, alkyl, cycloalkyl, fluoroalkyl, heteroalkyl, alkoxy, fluoroalkoxy, heterocycloalkyl, aryl, heteroaryl, aryloxy, alkylthio, arylthio, alkylsulfoxide, arylsulfoxide, alkylsulfone, and arylsulfone. In some embodiments, optional substituents are independently selected from halogen, $-\text{CN}$, $-\text{NH}_2$, $-\text{OH}$, $-\text{NH(CH}_3\text{)}$, $-\text{N(CH}_3\text{)}_2$, $-\text{CH}_3$, $-\text{CH}_2\text{CH}_3$, $-\text{CF}_3$, $-\text{OCH}_3$, and $-\text{OCF}_3$. In some embodiments, substituted groups are substituted with one or two of the preceding groups. In some embodiments, an optional substituent on an aliphatic carbon atom (acyclic or cyclic, saturated or unsaturated carbon atoms, excluding aromatic carbon atoms) includes oxo ($=\text{O}$).

[00279] The methods and formulations described herein include the use of crystalline forms (also known as polymorphs), or pharmaceutically acceptable salts of compounds having the structure of Formula (I), (II), (IIa), (IIaa), (IIb), (IIbb), (IIc), (IIcc), (IId), (IIdd), (IIe), (IIee), (IIff), (IIff), (III), (IIIa), (IIIaa), (IIIb), (IIIbb), (IIIc), (IIIcc), (IIId), (IIId), (IIIe), (IIIee), (IIIff), (IIIff), (IV), (V), or (VI), as well as active metabolites of these compounds having the same type of activity. In some situations, compounds may exist as tautomers. All tautomers are included within the scope of the compounds presented herein. In addition, the compounds described herein can exist in unsolvated as well as solvated forms with pharmaceutically acceptable solvents such as water, ethanol, and the like. The solvated forms of the compounds presented herein are also considered to be disclosed herein.

[00280] "Counterion" refers to an ion that accompanies an ionic species in order to maintain electric neutrality. Examples of counterions include, but are not limited to, Cl^- , Br^- , I^- , and CF_3CO_2^- .

[00281] The terms "kit" and "article of manufacture" are used as synonyms.

[00282] The term "subject" or "patient" encompasses mammals and non-mammals. Examples of mammals include, but are not limited to, any member of the Mammalian class: humans, non-human primates such as chimpanzees, and other apes and monkey species; farm animals such as cattle, horses, sheep, goats, swine; domestic animals such as rabbits, dogs, and cats; laboratory animals including rodents, such as rats, mice and guinea pigs, and the like. Examples of non-mammals include, but are not limited to, birds, fish and the like. In one embodiment of the methods and compositions provided herein, the mammal is a human.

[00283] The terms “treat,” “treating” or “treatment,” as used herein, include alleviating, abating or ameliorating a disease or condition symptoms, preventing additional symptoms, ameliorating or preventing the underlying causes of symptoms, inhibiting the disease or condition, e.g., arresting the development of the disease or condition, relieving the disease or condition, causing regression of the disease or condition, relieving a condition caused by the disease or condition, or stopping the symptoms of the disease or condition either prophylactically and/or therapeutically.

[00284] As used herein, amelioration of the symptoms of a particular disease, disorder or condition by administration of a particular compound or pharmaceutical composition refers to any lessening of severity, delay in onset, slowing of progression, or shortening of duration, whether permanent or temporary, lasting or transient that can be attributed to or associated with administration of the compound or composition.

[00285] The term “modulate,” as used herein, means to interact with a target protein either directly or indirectly so as to alter the activity of the target protein, including, by way of example only, to inhibit the activity of the target, or to limit or reduce the activity of the target.

[00286] As used herein, the term “modulator” refers to a compound that alters an activity of a target. For example, a modulator can cause an increase or decrease in the magnitude of a certain activity of a target compared to the magnitude of the activity in the absence of the modulator. In certain embodiments, a modulator is an inhibitor, which decreases the magnitude of one or more activities of a target. In certain embodiments, an inhibitor completely prevents one or more activities of a target.

[00287] The term “acceptable” with respect to a formulation, composition or ingredient, as used herein, means having no persistent detrimental effect on the general health of the subject being treated.

[00288] By “pharmaceutically acceptable,” as used herein, refers a material, such as a carrier or diluent, which does not abrogate the biological activity or properties of the compound, and is relatively nontoxic, i.e., the material may be administered to an individual without causing undesirable biological effects or interacting in a deleterious manner with any of the components of the composition in which it is contained.

[00289] The term “pharmaceutical combination” as used herein, means a product that results from the mixing or combining of more than one active ingredient and includes both fixed and non-fixed combinations of the active ingredients. The term “fixed combination” means that one active ingredient, e.g. a compound of Formula (I), (II), (IIa), (IIb), (IIaa), (IIbb), (III), (IIIa), (IIIb), (IIIaa), (IIIbb), (IV), (IVa), (IVb), (IVaa), (IVbb), (V), (Va), (Vb), (Vaa), (Vbb), (VI), (VIa), (VIb), (VIaa), (VIbb), (VII), (VIIa), (VIIaa), (VIII), (VIIIa), (VIIIb), (VIIIaa), (VIIIbb),

(IX), (IXa), (IXb), (IXaa), (IXbb), (X), (Xa), (Xb), (Xaa), (Xbb), (XI), (XIa), (XIb), (XIaa), (XIbb), (XII), (XIIa), (XIIaa), (XIII), (XIIIa), (XIIIb), (XIIIaa), (XIIIbb), (XIV), (XIVa), (XIVb), (XIVaa), (XIVbb), (XV), (XVa), (XVI), (XVIa), (XVIb), (XVIaa), or (XVIbb), and a co-agent, are both administered to a patient simultaneously in the form of a single entity or dosage. The term “non-fixed combination” means that one active ingredient, e.g. a compound of Formula (I), (II), (IIa), (IIb), (IIaa), (IIbb), (III), (IIIa), (IIIb), (IIIaa), (IIIbb), (IV), (IVa), (IVb), (IVaa), (IVbb), (V), (Va), (Vb), (Vaa), (Vbb), (VI), (VIa), (VIb), (VIaa), (VIbb), (VII), (VIIa), (VIIaa), (VIII), (VIIIa), (VIIIb), (VIIIaa), (VIIIbb), (IX), (IXa), (IXb), (IXaa), (IXbb), (X), (Xa), (Xb), (Xaa), (Xbb), (XI), (XIa), (XIb), (XIaa), (XIbb), (XII), (XIIa), (XIIaa), (XIII), (XIIIa), (XIIIb), (XIIIaa), (XIIIbb), (XIV), (XIVa), (XIVb), (XIVaa), (XIVbb), (XV), (XVa), (XVI), (XVIa), (XVIb), (XVIaa), or (XVIbb), and a co-agent, are administered to a patient as separate entities either simultaneously, concurrently or sequentially with no specific intervening time limits, wherein such administration provides effective levels of the two compounds in the body of the patient. The latter also applies to cocktail therapy, e.g. the administration of three or more active ingredients.

[00290] The term “pharmaceutical composition” refers to a mixture of a compound of Formula (I), (II), (IIa), (IIb), (IIaa), (IIbb), (III), (IIIa), (IIIb), (IIIaa), (IIIbb), (IV), (IVa), (IVb), (IVaa), (IVbb), (V), (Va), (Vb), (Vaa), (Vbb), (VI), (VIa), (VIb), (VIaa), (VIbb), (VII), (VIIa), (VIIaa), (VIII), (VIIIa), (VIIIb), (VIIIaa), (VIIIbb), (IX), (IXa), (IXb), (IXaa), (IXbb), (X), (Xa), (Xb), (Xaa), (Xbb), (XI), (XIa), (XIb), (XIaa), (XIbb), (XII), (XIIa), (XIIaa), (XIII), (XIIIa), (XIIIb), (XIIIaa), (XIIIbb), (XIV), (XIVa), (XIVb), (XIVaa), (XIVbb), (XV), (XVa), (XVI), (XVIa), (XVIb), (XVIaa), or (XVIbb) described herein with other chemical components, such as carriers, stabilizers, diluents, dispersing agents, suspending agents, thickening agents, and/or excipients. The pharmaceutical composition facilitates administration of the compound to an organism. Multiple techniques of administering a compound exist in the art including, but not limited to: intravenous, oral, aerosol, parenteral, ophthalmic, pulmonary and topical administration.

[00291] The term “capsaicinoid or capsaicin analog” is meant to include any compound that produces a selective, highly-localized destruction or incapacitation of C-fiber and/or A-delta-fiber in discrete localized areas responsible for the initiation of pain for the purpose of eliminating pain arising from that locus, while minimizing potential adverse consequences of C-fiber and/or A-delta-fiber activation and/or damage outside of the locus of pain such as (E)-capsaicin, resiniferatoxin, AM-404 (*N*-(4-Hydroxyphenyl)-5*Z*,8*Z*,11*Z*,14*Z*-eicosatetraenamide), Anandamide, Arvanil, 6'-Iodoresiniferatoxin, NADA (*N*-arachidonyldopamine), OLDA (*N*-oleoyldopamine), olvanil, and PPAHV (phorbol 12-phenylacetate 13-acetate 20-homovanillate).

Other suitable capsaicinoids for use described herein include, but are not limited to, N-vanillylnonanamides, N-vanillylsulfonamides, N-vanillylureas, N-vanillylcarbamates, N-[(substituted phenyl)methyl]alkylamides, methylene substituted N-[(substituted phenyl)methyl]alkanamides, N-[(substituted phenyl)methyl]-cis-monosaturated alkenamides, N-[(substituted phenyl)methyl]di-unsaturatedamides, 3-hydroxyacetanilide, hydroxyphenylacetamides, pseudocapsaicin, dihydrocapsaicin, nordihydrocapsaicin, homocapsaicin, homodihydrocapsaicin I, anandamide, piperine, zingerone, warburganal, polygodial, aframodial, cinnamodial, cinnamosmolide, cinnamolide, civainde, nonivamide, , N-oleyl-homovanillamidia, isovelleral, scalaradial, ancistrodial, β -acaridial, merulidial, scutigeral and any combinations or mixtures thereof.

[00292] The term “TRPV1 agonist”, as used herein, refers to a compound or composition that activates the the transient receptor potential vanilloid 1 receptor (TRPV1). TRPV1 agonists include, but are not limited to, capsaicin, dihydrocapsaicin, nordihydrocapsaicin, homodihydrocapsaicin, homocapsaicin, dihydrocapsaicin, nonivamide, and resiniferatoxin.

[00293] The terms “effective amount” or “therapeutically effective amount,” as used herein, refer to a sufficient amount of an agent or a compound being administered which will relieve to some extent one or more of the symptoms of the disease or condition being treated. The result can be reduction and/or alleviation of the signs, symptoms, or causes of a disease, or any other desired alteration of a biological system. For example, an “effective amount” for therapeutic uses is the amount of the composition that includes a compound of Formula (I), (II), (IIa), (IIb), (IIaa), (IIbb), (III), (IIIa), (IIIb), (IIIaa), (IIIbb), (IV), (IVa), (IVb), (IVaa), (IVbb), (V), (Va), (Vb), (Vaa), (Vbb), (VI), (VIa), (VIb), (VIaa), (VIbb), (VII), (VIIa), (VIIaa), (VIII), (VIIIa), (VIIIb), (VIIIaa), (VIIIbb), (IX), (IXa), (IXb), (IXaa), (IXbb), (X), (Xa), (Xb), (Xaa), (Xbb), (XI), (XIa), (XIb), (XIaa), (XIbb), (XII), (XIIa), (XIIaa), (XIII), (XIIIa), (XIIIb), (XIIIaa), (XIIIbb), (XIV), (XIVa), (XIVb), (XIVaa), (XIVbb), (XV), (XVa), (XVI), (XVIa), (XVIb), (XVIaa), or (XVIbb) described herein required to provide a clinically significant decrease in disease symptoms. An appropriate “effective” amount in any individual case may be determined using techniques, such as a dose escalation study.

[00294] The terms “enhance” or “enhancing,” as used herein, means to increase or prolong either in potency or duration a desired effect. Thus, in regard to enhancing the effect of therapeutic agents, the term “enhancing” refers to the ability to increase or prolong, either in potency or duration, the effect of other therapeutic agents on a system. An “enhancing-effective amount,” as used herein, refers to an amount adequate to enhance the effect of another therapeutic agent in a desired system.

[00295] The terms “co-administration” or the like, as used herein, are meant to encompass administration of the selected therapeutic agents to a single patient, and are intended to include treatment regimens in which the agents are administered by the same or different route of administration or at the same or different time.

[00296] The term “carrier,” as used herein, refers to relatively nontoxic chemical compounds or agents that facilitate the incorporation of a compound into cells or tissues.

[00297] The term “diluent” refers to chemical compounds that are used to dilute the compound of interest prior to delivery. Diluents can also be used to stabilize compounds because they can provide a more stable environment. Salts dissolved in buffered solutions (which also can provide pH control or maintenance) are utilized as diluents in the art, including, but not limited to a phosphate buffered saline solution.

[00298] A “metabolite” of a compound disclosed herein is a derivative of that compound that is formed when the compound is metabolized. The term “active metabolite” refers to a biologically active derivative of a compound that is formed when the compound is metabolized. The term “metabolized,” as used herein, refers to the sum of the processes (including, but not limited to, hydrolysis reactions and reactions catalyzed by enzymes) by which a particular substance is changed by an organism. Thus, enzymes may produce specific structural alterations to a compound. For example, cytochrome P450 catalyzes a variety of oxidative and reductive reactions while uridine diphosphate glucuronyltransferases catalyze the transfer of an activated glucuronic-acid molecule to aromatic alcohols, aliphatic alcohols, carboxylic acids, amines and free sulphydryl groups. Further information on metabolism may be obtained from *The Pharmacological Basis of Therapeutics*, 9th Edition, McGraw-Hill (1996). Metabolites of the compounds disclosed herein can be identified either by administration of compounds to a host and analysis of tissue samples from the host, or by incubation of compounds with hepatic cells in vitro and analysis of the resulting compounds.

[00299] “Bioavailability” refers to the percentage of the weight of the compound disclosed herein (e.g. compound of Formula (I), (II), (IIa), (IIb), (IIaa), (IIbb), (III), (IIIa), (IIIb), (IIIaa), (IIIbb), (IV), (IVa), (IVb), (IVaa), (IVbb), (V), (Va), (Vb), (Vaa), (Vbb), (VI), (VIa), (VIb), (VIaa), (VIbb), (VII), (VIIa), (VIIaa), (VIII), (VIIIa), (VIIIb), (VIIIaa), (VIIIbb), (IX), (IXa), (IXb), (IXaa), (IXbb), (X), (Xa), (Xb), (Xaa), (Xbb), (XI), (XIa), (XIb), (XIaa), (XIbb), (XII), (XIIa), (XIIaa), (XIII), (XIIIa), (XIIIb), (XIIIaa), (XIIIbb), (XIV), (XIVa), (XIVb), (XIVaa), (XIVbb), (XV), (XVa), (XVI), (XVIa), (XVIb), (XVIaa), or (XVIbb)), that is delivered into the general circulation of the animal or human being studied. The total exposure ($AUC(0-\infty)$) of a drug when administered intravenously is usually defined as 100% bioavailable ($F\%$). “Oral bioavailability” refers to the extent to which a compound disclosed herein, is absorbed into the

general circulation when the pharmaceutical composition is taken orally as compared to intravenous injection.

[00300] “Blood plasma concentration” refers to the concentration of a compound of Formula (I), (II), (IIa), (IIb), (IIaa), (IIbb), (III), (IIIa), (IIIb), (IIIaa), (IIIbb), (IV), (IVa), (IVb), (IVaa), (IVbb), (V), (Va), (Vb), (Vaa), (Vbb), (VI), (VIa), (VIb), (VIaa), (VIbb), (VII), (VIIa), (VIIaa), (VIII), (VIIIa), (VIIIb), (VIIIaa), (VIIIbb), (IX), (IXa), (IXb), (IXaa), (IXbb), (X), (Xa), (Xb), (Xaa), (Xbb), (XI), (XIa), (XIb), (XIaa), (XIbb), (XII), (XIIa), (XIIaa), (XIII), (XIIIa), (XIIIb), (XIIIaa), (XIIIbb), (XIV), (XIVa), (XIVb), (XIVaa), (XIVbb), (XV), (XVa), (XVI), (XVIa), (XVIb), (XVIaa), or (XVIbb) disclosed herein, in the plasma component of blood of a subject. It is understood that the plasma concentration of compounds described herein may vary significantly between subjects, due to variability with respect to metabolism and/or possible interactions with other therapeutic agents. In accordance with one embodiment disclosed herein, the blood plasma concentration of the compounds disclosed herein may vary from subject to subject. Likewise, values such as maximum plasma concentration (C_{max}) or time to reach maximum plasma concentration (T_{max}), or total area under the plasma concentration time curve (AUC(0-∞)) may vary from subject to subject. Due to this variability, the amount necessary to constitute “a therapeutically effective amount” of a compound may vary from subject to subject.

[00301] As used herein, “amelioration” refers to an improvement in a disease or condition or at least a partial relief of symptoms associated with a disease or condition.

Pharmaceutical Compositions and Methods of Administration

[00302] Pharmaceutical compositions may be formulated in a conventional manner using one or more physiologically acceptable carriers including excipients and auxiliaries which facilitate processing of the active compounds into preparations which can be used pharmaceutically. Proper formulation is dependent upon the route of administration chosen. Additional details about suitable excipients for pharmaceutical compositions described herein may be found, for example, in Remington: The Science and Practice of Pharmacy, Nineteenth Ed (Easton, Pa.: Mack Publishing Company, 1995); Hoover, John E., Remington’s Pharmaceutical Sciences, Mack Publishing Co., Easton, Pennsylvania 1975; Liberman, H.A. and Lachman, L., Eds., Pharmaceutical Dosage Forms, Marcel Decker, New York, N.Y., 1980; and Pharmaceutical Dosage Forms and Drug Delivery Systems, Seventh Ed. (Lippincott Williams & Wilkins, 1999), herein incorporated by reference for such disclosure.

[00303] A pharmaceutical composition, as used herein, refers to a mixture of a compound of Formula (I), (II), (IIa), (IIb), (IIaa), (IIbb), (III), (IIIa), (IIIb), (IIIaa), (IIIbb), (IV), (IVa), (IVb), (IVaa), (IVbb), (V), (Va), (Vb), (Vaa), (Vbb), (VI), (VIa), (VIb), (VIaa), (VIbb), (VII), (VIIa), (VIIaa), (VIII), (VIIIa), (VIIIb), (VIIIaa), (VIIIbb), (IX), (IXa), (IXb), (IXaa), (IXbb), (X), (Xa),

(Xb), (Xaa), (Xbb), (XI), (XIa), (XIb), (XIaa), (XIbb), (XII), (XIIa), (XIIaa), (XIII), (XIIIa), (XIIIb), (XIIIaa), (XIIIbb), (XIV), (XIVa), (XIVb), (XIVaa), (XIVbb), (XV), (XVa), (XVI), (XVIa), (XVIb), (XVIaa), or (XVIbb) described herein, with other chemical components, such as carriers, stabilizers, diluents, dispersing agents, suspending agents, thickening agents, and/or excipients. The pharmaceutical composition facilitates administration of the compound to an organism. In practicing the methods of treatment or use provided herein, therapeutically effective amounts of compounds described herein are administered in a pharmaceutical composition to a subject having a disease, disorder, or condition to be treated. In some embodiments, the subject is a human. A therapeutically effective amount can vary widely depending on the severity of the disease, the age and relative health of the subject, the potency of the compound used and other factors. The compounds of Formula (I), (II), (IIa), (IIb), (IIaa), (IIbb), (III), (IIIa), (IIIb), (IIIaa), (IIIbb), (IV), (IVa), (IVb), (IVaa), (IVbb), (V), (Va), (Vb), (Vaa), (Vbb), (VI), (VIa), (VIb), (VIaa), (VIbb), (VII), (VIIa), (VIIaa), (VIII), (VIIIa), (VIIIb), (VIIIaa), (VIIIbb), (IX), (IXa), (IXb), (IXaa), (IXbb), (X), (Xa), (Xb), (Xaa), (Xbb), (XI), (XIa), (XIb), (XIaa), (XIbb), (XII), (XIIa), (XIIaa), (XIII), (XIIIa), (XIIIb), (XIIIaa), (XIIIbb), (XIV), (XIVa), (XIVb), (XIVaa), (XIVbb), (XV), (XVa), (XVI), (XVIa), (XVIb), (XVIaa), or (XVIbb), or (VI) can be used singly or in combination with one or more therapeutic agents as components of mixtures (as in combination therapy).

[00304] The pharmaceutical formulations described herein can be administered to a subject by multiple administration routes, including but not limited to, oral, parenteral (e.g., intravenous, subcutaneous, intramuscular), intranasal, buccal, topical, rectal, or transdermal administration routes. Moreover, the pharmaceutical compositions described herein, which include a compound of Formula (I), (II), (IIa), (IIb), (IIaa), (IIbb), (III), (IIIa), (IIIb), (IIIaa), (IIIbb), (IV), (IVa), (IVb), (IVaa), (IVbb), (V), (Va), (Vb), (Vaa), (Vbb), (VI), (VIa), (VIb), (VIaa), (VIbb), (VII), (VIIa), (VIIaa), (VIII), (VIIIa), (VIIIb), (VIIIaa), (VIIIbb), (IX), (IXa), (IXb), (IXaa), (IXbb), (X), (Xa), (Xb), (Xaa), (Xbb), (XI), (XIa), (XIb), (XIaa), (XIbb), (XII), (XIIa), (XIIaa), (XIII), (XIIIa), (XIIIb), (XIIIaa), (XIIIbb), (XIV), (XIVa), (XIVb), (XIVaa), (XIVbb), (XV), (XVa), (XVI), (XVIa), (XVIb), (XVIaa), or (XVIbb) described herein, can be formulated into any suitable dosage form, including but not limited to, aqueous oral dispersions, liquids, gels, syrups, elixirs, slurries, suspensions, aerosols, controlled release formulations, fast melt formulations, effervescent formulations, lyophilized formulations, tablets, powders, pills, dragees, capsules, delayed release formulations, extended release formulations, pulsatile release formulations, multiparticulate formulations, and mixed immediate release and controlled release formulations.

[00305] One may administer the compounds and/or compositions in a local rather than systemic manner, for example, via injection of the compound directly into an organ or tissue,

often in a depot preparation. Such formulations may be administered by implantation (for example subcutaneously or intramuscularly) or by intramuscular injection. In addition, the drug may be provided in the form of a rapid release formulation, in the form of an extended release formulation, or in the form of an intermediate release formulation.

[00306] Pharmaceutical compositions including a compound described herein may be manufactured in a conventional manner, such as, by way of example only, by means of conventional mixing, dissolving, granulating, dragee-making, levigating, emulsifying, encapsulating, entrapping or compression processes.

[00307] The pharmaceutical compositions will include at least one compound of Formula (I), (II), (IIa), (IIb), (IIaa), (IIbb), (III), (IIIa), (IIIb), (IIIaa), (IIIbb), (IV), (IVa), (IVb), (IVaa), (IVbb), (V), (Va), (Vb), (Vaa), (Vbb), (VI), (VIa), (VIb), (VIaa), (VIbb), (VII), (VIIa), (VIIaa), (VIII), (VIIIa), (VIIIb), (VIIIaa), (VIIIbb), (IX), (IXa), (IXb), (IXaa), (IXbb), (X), (Xa), (Xb), (Xaa), (Xbb), (XI), (XIa), (XIb), (XIaa), (XIbb), (XII), (XIIa), (XIIaa), (XIII), (XIIIa), (XIIIb), (XIIIaa), (XIIIbb), (XIV), (XIVa), (XIVb), (XIVaa), (XIVbb), (XV), (XVa), (XVI), (XVIa), (XVIb), (XVIaa), or (XVIbb) described herein, as an active ingredient in free-acid or free-base form, or in a pharmaceutically acceptable salt form. In addition, the methods and pharmaceutical compositions described herein include the use of crystalline forms (also known as polymorphs), as well as active metabolites of these compounds having the same type of activity. In some situations, compounds may exist as tautomers. All tautomers are included within the scope of the compounds presented herein. Additionally, the compounds described herein can exist in unsolvated as well as solvated forms with pharmaceutically acceptable solvents such as water, ethanol, and the like. The solvated forms of the compounds presented herein are also considered to be disclosed herein.

[00308] In certain embodiments, compositions provided herein may also include one or more preservatives to inhibit microbial activity. Suitable preservatives include quaternary ammonium compounds such as benzalkonium chloride, cetyltrimethylammonium bromide and cetylpyridinium chloride.

[00309] Pharmaceutical preparations for oral use can be obtained by mixing one or more solid excipient with one or more of the compounds described herein (e.g. compounds of Formula (I), (II), (IIa), (IIb), (IIaa), (IIbb), (III), (IIIa), (IIIb), (IIIaa), (IIIbb), (IV), (IVa), (IVb), (IVaa), (IVbb), (V), (Va), (Vb), (Vaa), (Vbb), (VI), (VIa), (VIb), (VIaa), (VIbb), (VII), (VIIa), (VIIaa), (VIII), (VIIIa), (VIIIb), (VIIIaa), (VIIIbb), (IX), (IXa), (IXb), (IXaa), (IXbb), (X), (Xa), (Xb), (Xaa), (Xbb), (XI), (XIa), (XIb), (XIaa), (XIbb), (XII), (XIIa), (XIIaa), (XIII), (XIIIa), (XIIIb), (XIIIaa), (XIIIbb), (XIV), (XIVa), (XIVb), (XIVaa), (XIVbb), (XV), (XVa), (XVI), (XVIa), (XVIb), (XVIaa), or (XVIbb)), optionally grinding the resulting mixture, and processing the

mixture of granules, after adding suitable auxiliaries, if desired, to obtain tablets, pills, or capsules. Suitable excipients include, for example, fillers such as sugars, including lactose, sucrose, mannitol, or sorbitol; cellulose preparations such as, for example, maize starch, wheat starch, rice starch, potato starch, gelatin, gum tragacanth, methylcellulose, microcrystalline cellulose, hydroxypropylmethylcellulose, sodium carboxymethylcellulose; or others such as: polyvinylpyrrolidone (PVP or povidone) or calcium phosphate. If desired, disintegrating agents may be added, such as the cross-linked croscarmellose sodium, polyvinylpyrrolidone, agar, or alginic acid or a salt thereof such as sodium alginate.

[00310] Dragee cores are provided with suitable coatings. For this purpose, concentrated sugar solutions may be used, which may optionally contain gum arabic, talc, polyvinylpyrrolidone, carbopol gel, polyethylene glycol, and/or titanium dioxide, lacquer solutions, and suitable organic solvents or solvent mixtures. Dyestuffs or pigments may be added to the tablets or dragee coatings for identification or to characterize different combinations of active compound doses.

[00311] Pharmaceutical preparations that can be used orally include push-fit capsules made of gelatin, as well as soft, sealed capsules made of gelatin and a plasticizer, such as glycerol or sorbitol. The push-fit capsules can contain the active ingredients in admixture with filler such as lactose, binders such as starches, and/or lubricants such as talc or magnesium stearate and, optionally, stabilizers. In soft capsules, the active compounds may be dissolved or suspended in suitable liquids, such as fatty oils, liquid paraffin, or liquid polyethylene glycols. In addition, stabilizers may be added.

[00312] In some embodiments, the solid dosage forms disclosed herein may be in the form of a tablet, (including a suspension tablet, a fast-melt tablet, a bite-disintegration tablet, a rapid-disintegration tablet, an effervescent tablet, or a caplet), a pill, a powder (including a sterile packaged powder, a dispensable powder, or an effervescent powder), a capsule (including both soft or hard capsules, e.g., capsules made from animal-derived gelatin or plant-derived HPMC, or “sprinkle capsules”), solid dispersion, solid solution, bioerodible dosage form, controlled release formulations, pulsatile release dosage forms, multiparticulate dosage forms, pellets, granules, or an aerosol. In other embodiments, the pharmaceutical formulation is in the form of a powder. In still other embodiments, the pharmaceutical formulation is in the form of a tablet, including but not limited to, a fast-melt tablet. Additionally, pharmaceutical formulations of the compounds described herein may be administered as a single capsule or in multiple capsule dosage form. In some embodiments, the pharmaceutical formulation is administered in two, or three, or four, capsules or tablets.

[00313] In some embodiments, solid dosage forms, e.g., tablets, effervescent tablets, and capsules, are prepared by mixing particles of a compound of Formula (I), (II), (IIa), (IIb), (IIaa),

(IIbb), (III), (IIIa), (IIIb), (IIIaa), (IIIbb), (IV), (IVa), (IVb), (IVaa), (IVbb), (V), (Va), (Vb), (Vaa), (Vbb), (VI), (VIa), (VIb), (VIaa), (VIbb), (VII), (VIIa), (VIIaa), (VIII), (VIIIa), (VIIIb), (VIIIaa), (VIIIbb), (IX), (IXa), (IXb), (IXaa), (IXbb), (X), (Xa), (Xb), (Xaa), (Xbb), (XI), (XIa), (XIb), (XIaa), (XIbb), (XII), (XIIa), (XIIaa), (XIII), (XIIIa), (XIIIb), (XIIIaa), (XIIIbb), (XIV), (XIVa), (XIVb), (XIVaa), (XIVbb), (XV), (XVa), (XVI), (XVIa), (XVIb), (XVIaa), or (XVIbb) described herein, with one or more pharmaceutical excipients to form a bulk blend composition. When referring to these bulk blend compositions as homogeneous, it is meant that the particles of the compound of Formula (I), (II), (IIa), (IIb), (IIaa), (IIbb), (III), (IIIa), (IIIb), (IIIaa), (IIIbb), (IV), (IVa), (IVb), (IVaa), (IVbb), (V), (Va), (Vb), (Vaa), (Vbb), (VI), (VIa), (VIb), (VIaa), (VIbb), (VII), (VIIa), (VIIaa), (VIII), (VIIIa), (VIIIb), (VIIIaa), (VIIIbb), (IX), (IXa), (IXb), (IXaa), (IXbb), (X), (Xa), (Xb), (Xaa), (Xbb), (XI), (XIa), (XIb), (XIaa), (XIbb), (XII), (XIIa), (XIIaa), (XIII), (XIIIa), (XIIIb), (XIIIaa), (XIIIbb), (XIV), (XIVa), (XIVb), (XIVaa), (XIVbb), (XV), (XVa), (XVI), (XVIa), (XVIb), (XVIaa), or (XVIbb) described herein, are dispersed evenly throughout the composition so that the composition may be subdivided into equally effective unit dosage forms, such as tablets, pills, and capsules. The individual unit dosages may also include film coatings, which disintegrate upon oral ingestion or upon contact with diluent. These formulations can be manufactured by conventional pharmacological techniques.

[00314] The pharmaceutical solid dosage forms described herein can include a compound of Formula (I), (II), (IIa), (IIb), (IIaa), (IIbb), (III), (IIIa), (IIIb), (IIIaa), (IIIbb), (IV), (IVa), (IVb), (IVaa), (IVbb), (V), (Va), (Vb), (Vaa), (Vbb), (VI), (VIa), (VIb), (VIaa), (VIbb), (VII), (VIIa), (VIIaa), (VIII), (VIIIa), (VIIIb), (VIIIaa), (VIIIbb), (IX), (IXa), (IXb), (IXaa), (IXbb), (X), (Xa), (Xb), (Xaa), (Xbb), (XI), (XIa), (XIb), (XIaa), (XIbb), (XII), (XIIa), (XIIaa), (XIII), (XIIIa), (XIIIb), (XIIIaa), (XIIIbb), (XIV), (XIVa), (XIVb), (XIVaa), (XIVbb), (XV), (XVa), (XVI), (XVIa), (XVIb), (XVIaa), or (XVIbb) described herein, and one or more pharmaceutically acceptable additives such as a compatible carrier, binder, filling agent, suspending agent, flavoring agent, sweetening agent, disintegrating agent, dispersing agent, surfactant, lubricant, colorant, diluent, solubilizer, moistening agent, plasticizer, stabilizer, penetration enhancer, wetting agent, anti-foaming agent, antioxidant, preservative, or one or more combination thereof. In still other aspects, using standard coating procedures, such as those described in Remington's Pharmaceutical Sciences, 20th Edition (2000), a film coating is provided around the formulation of the compound described herein. In one embodiment, some or all of the particles of the compound described herein are coated. In another embodiment, some or all of the particles of the compound described herein are microencapsulated. In still another embodiment, the particles of the compound described herein are not microencapsulated and are uncoated.

[00315] Suitable carriers for use in the solid dosage forms described herein include, but are not limited to, acacia, gelatin, colloidal silicon dioxide, calcium glycerophosphate, calcium lactate, maltodextrin, glycerine, magnesium silicate, sodium caseinate, soy lecithin, sodium chloride, tricalcium phosphate, dipotassium phosphate, sodium stearyl lactylate, carrageenan, monoglyceride, diglyceride, pregelatinized starch, hydroxypropylmethylcellulose, hydroxypropylmethylcellulose acetate stearate, sucrose, microcrystalline cellulose, lactose, mannitol and the like.

[00316] Suitable filling agents for use in the solid dosage forms described herein include, but are not limited to, lactose, calcium carbonate, calcium phosphate, dibasic calcium phosphate, calcium sulfate, microcrystalline cellulose, cellulose powder, dextrose, dextrates, dextran, starches, pregelatinized starch, hydroxypropylmethylcellulose (HPMC), hydroxypropylmethylcellulose phthalate, hydroxypropylmethylcellulose acetate stearate (HPMCAS), sucrose, xylitol, lactitol, mannitol, sorbitol, sodium chloride, polyethylene glycol, and the like.

[00317] In order to release the compound of Formula (I), (II), (IIa), (IIb), (IIaa), (IIbb), (III), (IIIa), (IIIb), (IIIaa), (IIIbb), (IV), (IVa), (IVb), (IVaa), (IVbb), (V), (Va), (Vb), (Vaa), (Vbb), (VI), (VIa), (VIb), (VIaa), (VIbb), (VII), (VIIa), (VIIaa), (VIII), (VIIIa), (VIIIb), (VIIIaa), (VIIIbb), (IX), (IXa), (IXb), (IXaa), (IXbb), (X), (Xa), (Xb), (Xaa), (Xbb), (XI), (XIa), (XIb), (XIaa), (XIbb), (XII), (XIIa), (XIIaa), (XIII), (XIIIa), (XIIIb), (XIIIaa), (XIIIbb), (XIV), (XIVa), (XIVb), (XIVaa), (XIVbb), (XV), (XVa), (XVI), (XVIa), (XVIb), (XVIaa), or (XVIbb) from a solid dosage form matrix as efficiently as possible, disintegrants are often used in the formulation, especially when the dosage forms are compressed with binder. Disintegrants help rupturing the dosage form matrix by swelling or capillary action when moisture is absorbed into the dosage form. Suitable disintegrants for use in the solid dosage forms described herein include, but are not limited to, natural starch such as corn starch or potato starch, a pregelatinized starch such as National 1551 or Amijel[®], or sodium starch glycolate such as Promogel[®] or Explotab[®], a cellulose such as a wood product, methylcrystalline cellulose, e.g., Avicel[®], Avicel[®] PH101, Avicel[®] PH102, Avicel[®] PH105, Elcema[®] P100, Emcocel[®], Vivacel[®], Ming Tia[®], and Solka-Floc[®], methylcellulose, croscarmellose, or a cross-linked cellulose, such as cross-linked sodium carboxymethylcellulose (Ac-Di-Sol[®]), cross-linked carboxymethylcellulose, or cross-linked croscarmellose, a cross-linked starch such as sodium starch glycolate, a cross-linked polymer such as crospovidone, a cross-linked polyvinylpyrrolidone, alginate such as alginic acid or a salt of alginic acid such as sodium alginate, a clay such as Veegum[®] HV (magnesium aluminum silicate), a gum such as agar, guar, locust bean, Karaya, pectin, or tragacanth, sodium

starch glycolate, bentonite, a natural sponge, a surfactant, a resin such as a cation-exchange resin, citrus pulp, sodium lauryl sulfate, sodium lauryl sulfate in combination starch, and the like.

[00318] Binders impart cohesiveness to solid oral dosage form formulations: for powder filled capsule formulation, they aid in plug formation that can be filled into soft or hard shell capsules and for tablet formulation, they ensure the tablet remaining intact after compression and help assure blend uniformity prior to a compression or fill step. Materials suitable for use as binders in the solid dosage forms described herein include, but are not limited to, carboxymethylcellulose, methylcellulose (e.g., Methocel[®]), hydroxypropylmethylcellulose (e.g. Hypromellose USP Pharmaccoat-603, hydroxypropylmethylcellulose acetate stearate (Aqoate HS-LF and HS), hydroxyethylcellulose, hydroxypropylcellulose (e.g., Klucel[®]), ethylcellulose (e.g., Ethocel[®]), and microcrystalline cellulose (e.g., Avicel[®]), microcrystalline dextrose, amylose, magnesium aluminum silicate, polysaccharide acids, bentonites, gelatin, polyvinylpyrrolidone/vinyl acetate copolymer, crospovidone, povidone, starch, pregelatinized starch, tragacanth, dextrin, a sugar, such as sucrose (e.g., Dipac[®]), glucose, dextrose, molasses, mannitol, sorbitol, xylitol (e.g., Xylitab[®]), lactose, a natural or synthetic gum such as acacia, tragacanth, ghatti gum, mucilage of isapol husks, starch, polyvinylpyrrolidone (e.g., Povidone[®] CL, Kollidon[®] CL, Polyplasdone[®] XL-10, and Povidone[®] K-12), larch arabogalactan, Veegum[®], polyethylene glycol, waxes, sodium alginate, and the like.

[00319] In general, binder levels of 20-70% are used in powder-filled gelatin capsule formulations. Binder usage level in tablet formulations varies whether direct compression, wet granulation, roller compaction, or usage of other excipients such as fillers which itself can act as moderate binder. In some embodiments, formulators determine the binder level for the formulations, but binder usage level of up to 70% in tablet formulations is common.

[00320] Suitable lubricants or glidants for use in the solid dosage forms described herein include, but are not limited to, stearic acid, calcium hydroxide, talc, corn starch, sodium stearyl fumarate, alkali-metal and alkaline earth metal salts, such as aluminum, calcium, magnesium, zinc, stearic acid, sodium stearates, magnesium stearate, zinc stearate, waxes, Stearowet[®], boric acid, sodium benzoate, sodium acetate, sodium chloride, leucine, a polyethylene glycol or a methoxypolyethylene glycol such as Carbowax[™], PEG 4000, PEG 5000, PEG 6000, propylene glycol, sodium oleate, glyceryl behenate, glyceryl palmitostearate, glyceryl benzoate, magnesium or sodium lauryl sulfate, and the like.

[00321] Suitable diluents for use in the solid dosage forms described herein include, but are not limited to, sugars (including lactose, sucrose, and dextrose), polysaccharides (including dextrans and maltodextrin), polyols (including mannitol, xylitol, and sorbitol), cyclodextrins and the like.

[00322] Suitable wetting agents for use in the solid dosage forms described herein include, for example, oleic acid, glyceryl monostearate, sorbitan monooleate, sorbitan monolaurate, triethanolamine oleate, polyoxyethylene sorbitan monooleate, polyoxyethylene sorbitan monolaurate, quaternary ammonium compounds (e.g., Polyquat 10[®]), sodium oleate, sodium lauryl sulfate, magnesium stearate, sodium docusate, triacetin, vitamin E TPGS and the like.

[00323] Suitable surfactants for use in the solid dosage forms described herein include, for example, sodium lauryl sulfate, sorbitan monooleate, polyoxyethylene sorbitan monooleate, polysorbates, polaxomers, bile salts, glyceryl monostearate, copolymers of ethylene oxide and propylene oxide, e.g., Pluronic[®] (BASF), and the like.

[00324] Suitable suspending agents for use in the solid dosage forms described here include, but are not limited to, polyvinylpyrrolidone, e.g., polyvinylpyrrolidone K12, polyvinylpyrrolidone K17, polyvinylpyrrolidone K25, or polyvinylpyrrolidone K30, polyethylene glycol, e.g., the polyethylene glycol can have a molecular weight of about 300 to about 6000, or about 3350 to about 4000, or about 5400 to about 7000, vinyl pyrrolidone/vinyl acetate copolymer (S630), sodium carboxymethylcellulose, methylcellulose, hydroxypropylmethylcellulose, polysorbate-80, hydroxyethylcellulose, sodium alginate, gums, such as, e.g., gum tragacanth and gum acacia, guar gum, xanthans, including xanthan gum, sugars, cellulotics, such as, e.g., sodium carboxymethylcellulose, methylcellulose, sodium carboxymethylcellulose, hydroxypropylmethylcellulose, hydroxyethylcellulose, polysorbate-80, sodium alginate, polyethoxylated sorbitan monolaurate, polyethoxylated sorbitan monolaurate, povidone and the like.

[00325] Suitable antioxidants for use in the solid dosage forms described herein include, for example, e.g., butylated hydroxytoluene (BHT), sodium ascorbate, and tocopherol.

[00326] There is considerable overlap between additives used in the solid dosage forms described herein. Thus, the above-listed additives should be taken as merely exemplary, and not limiting, of the types of additives that can be included in solid dosage forms of the pharmaceutical compositions described herein.

[00327] In other embodiments, one or more layers of the pharmaceutical formulation are plasticized. Illustratively, a plasticizer is generally a high boiling point solid or liquid. Suitable plasticizers can be added from about 0.01% to about 50% by weight (w/w) of the coating composition. Plasticizers include, but are not limited to, diethyl phthalate, citrate esters, polyethylene glycol, glycerol, acetylated glycerides, triacetin, polypropylene glycol, polyethylene glycol, triethyl citrate, dibutyl sebacate, stearic acid, stearyl, stearate, and castor oil.

[00328] Compressed tablets are solid dosage forms prepared by compacting the bulk blend of the formulations described above. In various embodiments, compressed tablets which are

designed to dissolve in the mouth will include one or more flavoring agents. In other embodiments, the compressed tablets will include a film surrounding the final compressed tablet. In some embodiments, the film coating can provide a delayed release of the compounds of Formula (I), (II), (IIa), (IIb), (IIaa), (IIbb), (III), (IIIa), (IIIb), (IIIaa), (IIIbb), (IV), (IVa), (IVb), (IVaa), (IVbb), (V), (Va), (Vb), (Vaa), (Vbb), (VI), (VIa), (VIb), (VIaa), (VIbb), (VII), (VIIa), (VIIaa), (VIIb), (VIIaa), (VIIb), (VIII), (VIIIa), (VIIIb), (VIIIaa), (VIIIbb), (IX), (IXa), (IXb), (IXaa), (IXbb), (X), (Xa), (Xb), (Xaa), (Xbb), (XI), (XIa), (XIb), (XIaa), (XIbb), (XII), (XIIa), (XIIaa), (XIII), (XIIIa), (XIIIb), (XIIIaa), (XIIIbb), (XIV), (XIVa), (XIVb), (XIVaa), (XIVbb), (XV), (XVa), (XVI), (XVIa), (XVIb), (XVIaa), or (XVIbb) described herein from the formulation. In other embodiments, the film coating aids in patient compliance (e.g., Opadry[®] coatings or sugar coating). Film coatings including Opadry[®] typically range from about 1% to about 3% of the tablet weight. In other embodiments, the compressed tablets include one or more excipients.

[00329] A capsule may be prepared, for example, by placing the bulk blend of the formulation of the compound described above, inside of a capsule. In some embodiments, the formulations (non-aqueous suspensions and solutions) are placed in a soft gelatin capsule. In other embodiments, the formulations are placed in standard gelatin capsules or non-gelatin capsules such as capsules comprising HPMC. In other embodiments, the formulation is placed in a sprinkle capsule, wherein the capsule may be swallowed whole or the capsule may be opened and the contents sprinkled on food prior to eating. In some embodiments, the therapeutic dose is split into multiple (e.g., two, three, or four) capsules. In some embodiments, the entire dose of the formulation is delivered in a capsule form.

[00330] In various embodiments, the particles of the compound of Formula (I), (II), (IIa), (IIb), (IIaa), (IIbb), (III), (IIIa), (IIIb), (IIIaa), (IIIbb), (IV), (IVa), (IVb), (IVaa), (IVbb), (V), (Va), (Vb), (Vaa), (Vbb), (VI), (VIa), (VIb), (VIaa), (VIbb), (VII), (VIIa), (VIIaa), (VIII), (VIIIa), (VIIIb), (VIIIaa), (VIIIbb), (IX), (IXa), (IXb), (IXaa), (IXbb), (X), (Xa), (Xb), (Xaa), (Xbb), (XI), (XIa), (XIb), (XIaa), (XIbb), (XII), (XIIa), (XIIaa), (XIII), (XIIIa), (XIIIb), (XIIIaa), (XIIIbb), (XIV), (XIVa), (XIVb), (XIVaa), (XIVbb), (XV), (XVa), (XVI), (XVIa), (XVIb), (XVIaa), or (XVIbb) described herein and one or more excipients are dry blended and compressed into a mass, such as a tablet, having a hardness sufficient to provide a pharmaceutical composition that substantially disintegrates within less than about 30 minutes, less than about 35 minutes, less than about 40 minutes, less than about 45 minutes, less than about 50 minutes, less than about 55 minutes, or less than about 60 minutes, after oral administration, thereby releasing the formulation into the gastrointestinal fluid.

[00331] In another aspect, dosage forms may include microencapsulated formulations. In some embodiments, one or more other compatible materials are present in the

microencapsulation material. Exemplary materials include, but are not limited to, pH modifiers, erosion facilitators, anti-foaming agents, antioxidants, flavoring agents, and carrier materials such as binders, suspending agents, disintegration agents, filling agents, surfactants, solubilizers, stabilizers, lubricants, wetting agents, and diluents.

[00332] Materials useful for the microencapsulation described herein include materials compatible with compounds described herein, which sufficiently isolate the compound from other non-compatible excipients. Materials compatible with compounds described herein are those that delay the release of the compounds of Formula (I), (II), (IIa), (IIb), (IIaa), (IIbb), (III), (IIIa), (IIIb), (IIIaa), (IIIbb), (IV), (IVa), (IVb), (IVaa), (IVbb), (V), (Va), (Vb), (Vaa), (Vbb), (VI), (VIa), (VIb), (VIaa), (VIbb), (VII), (VIIa), (VIIaa), (VIII), (VIIIa), (VIIIb), (VIIIaa), (VIIIbb), (IX), (IXa), (IXb), (IXaa), (IXbb), (X), (Xa), (Xb), (Xaa), (Xbb), (XI), (XIa), (XIb), (XIaa), (XIbb), (XII), (XIIa), (XIIaa), (XIII), (XIIIa), (XIIIb), (XIIIaa), (XIIIbb), (XIV), (XIVa), (XIVb), (XIVaa), (XIVbb), (XV), (XVa), (XVI), (XVIa), (XVIb), (XVIaa), or (XVIbb) *in vivo*.

[00333] Exemplary microencapsulation materials useful for delaying the release of the formulations including compounds described herein, include, but are not limited to, hydroxypropyl cellulose ethers (HPC) such as Klucel[®] or Nisso HPC, low-substituted hydroxypropyl cellulose ethers (L-HPC), hydroxypropyl methyl cellulose ethers (HPMC) such as Seppifilm-LC, Pharmacoat[®], Metolose SR, Methocel[®]-E, Opadry YS, PrimaFlo, Benecel MP824, and Benecel MP843, methylcellulose polymers such as Methocel[®]-A, hydroxypropylmethylcellulose acetate stearate Aqoat (HF-LS, HF-LG, HF-MS) and Metolose[®], Ethylcelluloses (EC) and mixtures thereof such as E461, Ethocel[®], Aqualon[®]-EC, Surelease[®], Polyvinyl alcohol (PVA) such as Opadry AMB, hydroxyethylcelluloses such as Natrosol[®], carboxymethylcelluloses and salts of carboxymethylcelluloses (CMC) such as Aqualon[®]-CMC, polyvinyl alcohol and polyethylene glycol co-polymers such as Kollicoat IR[®], monoglycerides (Myverol), triglycerides (KLX), polyethylene glycols, modified food starch, acrylic polymers and mixtures of acrylic polymers with cellulose ethers such as Eudragit[®] EPO, Eudragit[®] L30D-55, Eudragit[®] FS 30D, Eudragit[®] L100-55, Eudragit[®] L100, Eudragit[®] S100, Eudragit[®] RD100, Eudragit[®] E100, Eudragit[®] L12.5, Eudragit[®] S12.5, Eudragit[®] NE30D, and Eudragit[®] NE 40D, cellulose acetate phthalate, sepiifilms such as mixtures of HPMC and stearic acid, cyclodextrins, and mixtures of these materials.

[00334] In still other embodiments, plasticizers such as polyethylene glycols, e.g., PEG 300, PEG 400, PEG 600, PEG 1450, PEG 3350, and PEG 800, stearic acid, propylene glycol, oleic acid, and triacetin are incorporated into the microencapsulation material. In other embodiments, the microencapsulating material useful for delaying the release of the pharmaceutical compositions is from the USP or the National Formulary (NF). In yet other embodiments, the

microencapsulation material is Klucel. In still other embodiments, the microencapsulation material is methocel.

[00335] Microencapsulated compounds described herein may be formulated by methods that include, e.g., spray drying processes, spinning disk-solvent processes, hot melt processes, spray chilling methods, fluidized bed, electrostatic deposition, centrifugal extrusion, rotational suspension separation, polymerization at liquid-gas or solid-gas interface, pressure extrusion, or spraying solvent extraction bath. In addition to these, several chemical techniques, e.g., complex coacervation, solvent evaporation, polymer-polymer incompatibility, interfacial polymerization in liquid media, in situ polymerization, in-liquid drying, and desolvation in liquid media could also be used. Furthermore, other methods such as roller compaction, extrusion/spheronization, coacervation, or nanoparticle coating may also be used.

[00336] In still other embodiments, effervescent powders are also prepared in accordance with the present disclosure. Effervescent salts have been used to disperse medicines in water for oral administration. Effervescent salts are granules or coarse powders containing a medicinal agent in a dry mixture, usually composed of sodium bicarbonate, citric acid and/or tartaric acid. When such salts are added to water, the acids and the base react to liberate carbon dioxide gas, thereby causing “effervescence.” Examples of effervescent salts include, e.g., the following ingredients: sodium bicarbonate or a mixture of sodium bicarbonate and sodium carbonate, citric acid and/or tartaric acid. Any acid-base combination that results in the liberation of carbon dioxide can be used in place of the combination of sodium bicarbonate and citric and tartaric acids, as long as the ingredients were suitable for pharmaceutical use and result in a pH of about 6.0 or higher.

[00337] In other embodiments, the formulations described herein, which include a compound described herein, are solid dispersions. Methods of producing such solid dispersions include, but are not limited to, for example, U.S. Pat. Nos. 4,343,789, 5,340,591, 5,456,923, 5,700,485, 5,723,269, and U.S. patent publication no. 2004/0013734. In still other embodiments, the formulations described herein are solid solutions. Solid solutions incorporate a substance together with the active agent and other excipients such that heating the mixture results in dissolution of the drug and the resulting composition is then cooled to provide a solid blend which can be further formulated or directly added to a capsule or compressed into a tablet. Methods of producing such solid solutions include, but are not limited to, for example, U.S. Pat. Nos. 4,151,273, 5,281,420, and 6,083,518.

[00338] The pharmaceutical solid oral dosage forms including formulations described herein, which include a compounds described herein, can be further formulated to provide a controlled release of the compound of Formula (I), (II), (IIa), (IIb), (IIaa), (IIbb), (III), (IIIa), (IIIb), (IIIaa), (IIIbb), (IV), (IVa), (IVb), (IVaa), (IVbb), (V), (Va), (Vb), (Vaa), (Vbb), (VI), (VIa), (VIb),

(VIaa), (VIbb), (VII), (VIIa), (VIIaa), (VIII), (VIIIa), (VIIIb), (VIIIaa), (VIIIbb), (IX), (IXa), (IXb), (IXaa), (IXbb), (X), (Xa), (Xb), (Xaa), (Xbb), (XI), (XIa), (XIb), (XIaa), (XIbb), (XII), (XIIa), (XIIaa), (XIII), (XIIIa), (XIIIb), (XIIIaa), (XIIIbb), (XIV), (XIVa), (XIVb), (XIVaa), (XIVbb), (XV), (XVa), (XVI), (XVIa), (XVIb), (XVIaa), or (XVIbb). Controlled release refers to the release of the compounds described herein from a dosage form in which it is incorporated according to a desired profile over an extended period of time. Controlled release profiles include, for example, sustained release, prolonged release, pulsatile release, and delayed release profiles. In contrast to immediate release compositions, controlled release compositions allow delivery of an agent to a subject over an extended period of time according to a predetermined profile. Such release rates can provide therapeutically effective levels of agent for an extended period of time and thereby provide a longer period of pharmacologic response while minimizing side effects as compared to conventional rapid release dosage forms. Such longer periods of response provide for many inherent benefits that are not achieved with the corresponding short acting, immediate release preparations.

[00339] In some embodiments, the solid dosage forms described herein can be formulated as enteric coated delayed release oral dosage forms, i.e., as an oral dosage form of a pharmaceutical composition as described herein which utilizes an enteric coating to affect release in the small intestine of the gastrointestinal tract. The enteric coated dosage form may be a compressed or molded or extruded tablet/mold (coated or uncoated) containing granules, powder, pellets, beads or particles of the active ingredient and/or other composition components, which are themselves coated or uncoated. The enteric coated oral dosage form may also be a capsule (coated or uncoated) containing pellets, beads or granules of the solid carrier or the composition, which are themselves coated or uncoated.

[00340] The term “rapid release” or “delayed release” as used herein refers to the delivery so that the release can be accomplished at some generally predictable rate. In some embodiments the method for delay of release is either the tuning of the intramolecular cyclization-release reaction or via the addition of buffers to modify the initiation of the intramolecular cyclization-release reaction.

[00341] Colorants, detackifiers, surfactants, antifoaming agents, lubricants (e.g., carnuba wax or PEG) may be added to the coatings besides plasticizers to solubilize or disperse the coating material, and to improve coating performance and the coated product.

[00342] In other embodiments, the formulations described herein, which include a compound of Formula (I), (II), (IIa), (IIb), (IIaa), (IIbb), (III), (IIIa), (IIIb), (IIIaa), (IIIbb), (IV), (IVa), (IVb), (IVaa), (IVbb), (V), (Va), (Vb), (Vaa), (Vbb), (VI), (VIa), (VIb), (VIaa), (VIbb), (VII), (VIIa), (VIIaa), (VIII), (VIIIa), (VIIIb), (VIIIaa), (VIIIbb), (IX), (IXa), (IXb), (IXaa), (IXbb),

(X), (Xa), (Xb), (Xaa), (Xbb), (XI), (XIa), (XIb), (XIaa), (XIbb), (XII), (XIIa), (XIIaa), (XIII), (XIIIa), (XIIIb), (XIIIaa), (XIIIbb), (XIV), (XIVa), (XIVb), (XIVaa), (XIVbb), (XV), (XVa), (XVI), (XVIa), (XVIb), (XVIaa), or (XVIbb) described herein, are delivered using a pulsatile dosage form. A pulsatile dosage form is capable of providing one or more immediate release pulses at predetermined time points after a controlled lag time or at specific sites. Pulsatile dosage forms may be administered using a variety of pulsatile formulations including, but are not limited to, those described in U.S. Pat. Nos. 5,011,692; 5,017,381; 5,229,135; 5,840,329; 4,871,549; 5,260,068; 5,260,069; 5,508,040; 5,567,441 and 5,837,284.

[00343] Many other types of controlled release systems are suitable for use with the formulations described herein. Examples of such delivery systems include, e.g., polymer-based systems, such as polylactic and polyglycolic acid, polyanhydrides and polycaprolactone; porous matrices, nonpolymer-based systems that are lipids, including sterols, such as cholesterol, cholesterol esters and fatty acids, or neutral fats, such as mono-, di- and triglycerides; hydrogel release systems; silastic systems; peptide-based systems; wax coatings, bioerodible dosage forms, compressed tablets using conventional binders and the like. See, e.g., Liberman *et al.*, *Pharmaceutical Dosage Forms*, 2 Ed., Vol. 1, pp. 209-214 (1990); Singh *et al.*, *Encyclopedia of Pharmaceutical Technology*, 2nd Ed., pp. 751-753 (2002); U.S. Pat. Nos. 4,327,725; 4,624,848; 4,968,509; 5,461,140; 5,456,923; 5,516,527; 5,622,721; 5,686,105; 5,700,410; 5,977,175; 6,465,014; and 6,932,983.

[00344] In some embodiments, pharmaceutical formulations are provided that include particles of the compounds described herein, e.g. compounds of Formula (I), (II), (IIa), (IIb), (IIaa), (IIbb), (III), (IIIa), (IIIb), (IIIaa), (IIIbb), (IV), (IVa), (IVb), (IVaa), (IVbb), (V), (Va), (Vb), (Vaa), (Vbb), (VI), (VIa), (VIb), (VIaa), (VIbb), (VII), (VIIa), (VIIaa), (VIII), (VIIIa), (VIIIb), (VIIIaa), (VIIIbb), (IX), (IXa), (IXb), (IXaa), (IXbb), (X), (Xa), (Xb), (Xaa), (Xbb), (XI), (XIa), (XIb), (XIaa), (XIbb), (XII), (XIIa), (XIIaa), (XIII), (XIIIa), (XIIIb), (XIIIaa), (XIIIbb), (XIV), (XIVa), (XIVb), (XIVaa), (XIVbb), (XV), (XVa), (XVI), (XVIa), (XVIb), (XVIaa), or (XVIbb), and at least one dispersing agent or suspending agent for oral administration to a subject. The formulations may be a powder and/or granules for suspension, and upon admixture with water, a substantially uniform suspension is obtained.

[00345] Liquid formulation dosage forms for oral administration can be aqueous suspensions selected from the group including, but not limited to, pharmaceutically acceptable aqueous oral dispersions, emulsions, solutions, elixirs, gels, and syrups. See, e.g., Singh *et al.*, *Encyclopedia of Pharmaceutical Technology*, 2nd Ed., pp. 754-757 (2002).

[00346] The aqueous suspensions and dispersions described herein can remain in a homogenous state, as defined in The USP Pharmacists' Pharmacopeia (2005 edition, chapter

905), for at least 4 hours. The homogeneity should be determined by a sampling method consistent with regard to determining homogeneity of the entire composition. In one embodiment, an aqueous suspension can be re-suspended into a homogenous suspension by physical agitation lasting less than 1 minute. In another embodiment, an aqueous suspension can be re-suspended into a homogenous suspension by physical agitation lasting less than 45 seconds. In yet another embodiment, an aqueous suspension can be re-suspended into a homogenous suspension by physical agitation lasting less than 30 seconds. In still another embodiment, no agitation is necessary to maintain a homogeneous aqueous dispersion.

[00347] The pharmaceutical compositions described herein may include sweetening agents such as, but not limited to, acacia syrup, acesulfame K, alitame, anise, apple, aspartame, banana, Bavarian cream, berry, black currant, butterscotch, calcium citrate, camphor, caramel, cherry, cherry cream, chocolate, cinnamon, bubble gum, citrus, citrus punch, citrus cream, cotton candy, cocoa, cola, cool cherry, cool citrus, cyclamate, cylamate, dextrose, eucalyptus, eugenol, fructose, fruit punch, ginger, glycyrrhetinate, glycyrrhiza (licorice) syrup, grape, grapefruit, honey, isomalt, lemon, lime, lemon cream, monoammonium glycyrrhizinate (MagnaSweet[®]), maltol, mannitol, maple, marshmallow, menthol, mint cream, mixed berry, neohesperidine DC, neotame, orange, pear, peach, peppermint, peppermint cream, Prosweet[®] Powder, raspberry, root beer, rum, saccharin, saffrole, sorbitol, spearmint, spearmint cream, strawberry, strawberry cream, stevia, sucralose, sucrose, sodium saccharin, saccharin, aspartame, acesulfame potassium, mannitol, talin, sucralose, sorbitol, swiss cream, tagatose, tangerine, thaumatin, tutti frutti, vanilla, walnut, watermelon, wild cherry, wintergreen, xylitol, or any combination of these flavoring ingredients, e.g., anise-menthol, cherry-anise, cinnamon-orange, cherry-cinnamon, chocolate-mint, honey-lemon, lemon-lime, lemon-mint, menthol-eucalyptus, orange-cream, vanilla-mint, and mixtures thereof.

[00348] In some embodiments, the pharmaceutical formulations described herein can be self-emulsifying drug delivery systems (SEDDS). Emulsions are dispersions of one immiscible phase in another, usually in the form of droplets. Generally, emulsions are created by vigorous mechanical dispersion. SEDDS, as opposed to emulsions or microemulsions, spontaneously form emulsions when added to an excess of water without any external mechanical dispersion or agitation. An advantage of SEDDS is that only gentle mixing is required to distribute the droplets throughout the solution. Additionally, water or the aqueous phase can be added just prior to administration, which ensures stability of an unstable or hydrophobic active ingredient. Thus, the SEDDS provides an effective delivery system for oral and parenteral delivery of hydrophobic active ingredients. SEDDS may provide improvements in the bioavailability of hydrophobic

active ingredients. Methods of producing self-emulsifying dosage forms include, but are not limited to, for example, U.S. Pat. Nos. 5,858,401, 6,667,048, and 6,960,563.

[00349] There is overlap between the above-listed additives used in the aqueous dispersions or suspensions described herein, since a given additive is often classified differently by different practitioners in the field, or is commonly used for any of several different functions. Thus, the above-listed additives should be taken as merely exemplary, and not limiting, of the types of additives that can be included in formulations described herein.

[00350] Potential excipients for intranasal formulations include, for example, U.S. Pat. Nos. 4,476,116, 5,116,817 and 6,391,452. Formulations solutions in saline, employing benzyl alcohol or other suitable preservatives, fluorocarbons, and/or other solubilizing or dispersing agents. See, for example, Ansel, H. C. *et al.*, *Pharmaceutical Dosage Forms and Drug Delivery Systems*, Sixth Ed. (1995). Preferably these compositions and formulations are prepared with suitable nontoxic pharmaceutically acceptable ingredients.. The choice of suitable carriers is highly dependent upon the exact nature of the nasal dosage form desired, e.g., solutions, suspensions, ointments, or gels. Nasal dosage forms generally contain large amounts of water in addition to the active ingredient. Minor amounts of other ingredients such as pH adjusters, emulsifiers or dispersing agents, preservatives, surfactants, gelling agents, or buffering and other stabilizing and solubilizing agents may also be present. Preferably, the nasal dosage form should be isotonic with nasal secretions.

[00351] For administration by inhalation, the compounds described herein may be in a form as an aerosol, a mist or a powder. Pharmaceutical compositions described herein are conveniently delivered in the form of an aerosol spray presentation from pressurized packs or a nebuliser, with the use of a suitable propellant, e.g., dichlorodifluoromethane, trichlorofluoromethane, dichlorotetrafluoroethane, carbon dioxide or other suitable gas. In the case of a pressurized aerosol, the dosage unit may be determined by providing a valve to deliver a metered amount. Capsules and cartridges of, such as, by way of example only, gelatin for use in an inhaler or insufflator may be formulated containing a powder mix of the compound described herein and a suitable powder base such as lactose or starch.

[00352] Buccal formulations that include compounds described herein may be administered using a variety of formulations which include, but are not limited to, U.S. Pat. Nos. 4,229,447, 4,596,795, 4,755,386, and 5,739,136. In addition, the buccal dosage forms described herein can further include a bioerodible (hydrolysable) polymeric carrier that also serves to adhere the dosage form to the buccal mucosa. The buccal dosage form is fabricated so as to erode gradually over a predetermined time period, wherein the delivery of the compound is provided essentially throughout. Buccal drug delivery avoids the disadvantages encountered with oral drug

administration, e.g., slow absorption, degradation of the active agent by fluids present in the gastrointestinal tract and/or first-pass inactivation in the liver. With regard to the bioerodible (hydrolysable) polymeric carrier, virtually any such carrier can be used, so long as the desired drug release profile is not compromised, and the carrier is compatible with the compounds described herein, and any other components that may be present in the buccal dosage unit. Generally, the polymeric carrier comprises hydrophilic (water-soluble and water-swellaable) polymers that adhere to the wet surface of the buccal mucosa. Examples of polymeric carriers useful herein include acrylic acid polymers and co, e.g., those known as "carbomers" (Carbopol[®], which may be obtained from B.F. Goodrich, is one such polymer). Other components may also be incorporated into the buccal dosage forms described herein include, but are not limited to, disintegrants, diluents, binders, lubricants, flavoring, colorants, preservatives, and the like. For buccal or sublingual administration, the compositions may take the form of tablets, lozenges, or gels formulated in a conventional manner.

[00353] Transdermal formulations described herein may be administered using a variety of devices including but not limited to, U.S. Pat. Nos. 3,598,122, 3,598,123, 3,710,795, 3,731,683, 3,742,951, 3,814,097, 3,921,636, 3,972,995, 3,993,072, 3,993,073, 3,996,934, 4,031,894, 4,060,084, 4,069,307, 4,077,407, 4,201,211, 4,230,105, 4,292,299, 4,292,303, 5,336,168, 5,665,378, 5,837,280, 5,869,090, 6,923,983, 6,929,801 and 6,946,144.

[00354] The transdermal dosage forms described herein may incorporate certain pharmaceutically acceptable excipients which are conventional in the art. In one embodiment, the transdermal formulations described herein include at least three components: (1) a formulation of a compound of Formula (I), (II), (IIa), (IIb), (IIaa), (IIbb), (III), (IIIa), (IIIb), (IIIaa), (IIIbb), (IV), (IVa), (IVb), (IVaa), (IVbb), (V), (Va), (Vb), (Vaa), (Vbb), (VI), (VIa), (VIb), (VIaa), (VIbb), (VII), (VIIa), (VIIaa), (VIII), (VIIIa), (VIIIb), (VIIIaa), (VIIIbb), (IX), (IXa), (IXb), (IXaa), (IXbb), (X), (Xa), (Xb), (Xaa), (Xbb), (XI), (XIa), (XIb), (XIaa), (XIbb), (XII), (XIIa), (XIIaa), (XIII), (XIIIa), (XIIIb), (XIIIaa), (XIIIbb), (XIV), (XIVa), (XIVb), (XIVaa), (XIVbb), (XV), (XVa), (XVI), (XVIa), (XVIb), (XVIaa), or (XVIbb); (2) a penetration enhancer; and (3) an aqueous adjuvant. In addition, transdermal formulations can include additional components such as, but not limited to, gelling agents, creams and ointment bases, and the like. In some embodiments, the transdermal formulation can further include a woven or non-woven backing material to enhance absorption and prevent the removal of the transdermal formulation from the skin. In other embodiments, the transdermal formulations described herein can maintain a saturated or supersaturated state to promote diffusion into the skin.

[00355] Formulations suitable for transdermal administration of compounds described herein may employ transdermal delivery devices and transdermal delivery patches and can be lipophilic

emulsions or buffered, aqueous solutions, dissolved and/or dispersed in a polymer or an adhesive. Such patches may be constructed for continuous, pulsatile, or on demand delivery of pharmaceutical agents. Still further, transdermal delivery of the compounds described herein can be accomplished by means of iontophoretic patches and the like. Additionally, transdermal patches can provide controlled delivery of the compounds described herein. The rate of absorption can be slowed by using rate-controlling membranes or by trapping the compound within a polymer matrix or gel. Conversely, absorption enhancers can be used to increase absorption. An absorption enhancer or carrier can include absorbable pharmaceutically acceptable solvents to assist passage through the skin. For example, transdermal devices are in the form of a bandage comprising a backing member, a reservoir containing the compound optionally with carriers, optionally a rate controlling barrier to deliver the compound to the skin of the host at a controlled and predetermined rate over a prolonged period of time, and means to secure the device to the skin.

[00356] Formulations suitable for intramuscular, subcutaneous, or intravenous injection may include physiologically acceptable sterile aqueous or non-aqueous solutions, dispersions, suspensions or emulsions, and sterile powders for reconstitution into sterile injectable solutions or dispersions. Examples of suitable aqueous and non-aqueous carriers, diluents, solvents, or vehicles including water, ethanol, polyols (propyleneglycol, polyethylene-glycol, glycerol, cremophor and the like), suitable mixtures thereof, vegetable oils (such as olive oil) and injectable organic esters such as ethyl oleate. Proper fluidity can be maintained, for example, by the use of a coating such as lecithin, by the maintenance of the required particle size in the case of dispersions, and by the use of surfactants. Formulations suitable for subcutaneous injection may also contain additives such as preserving, wetting, emulsifying, and dispensing agents. Prevention of the growth of microorganisms can be ensured by various antibacterial and antifungal agents, such as parabens, chlorobutanol, phenol, sorbic acid, and the like. It may also be desirable to include isotonic agents, such as sugars, sodium chloride, and the like. Prolonged absorption of the injectable pharmaceutical form can be brought about by the use of agents delaying absorption, such as aluminum monostearate and gelatin.

[00357] For intravenous injections, compounds described herein may be formulated in aqueous solutions, preferably in physiologically compatible buffers such as Hank's solution, Ringer's solution, or physiological saline buffer. For transmucosal administration, penetrants appropriate to the barrier to be permeated are used in the formulation. Such penetrants are generally recognized in the field. For other parenteral injections, appropriate formulations may include aqueous or nonaqueous solutions, preferably with physiologically compatible buffers or excipients. Such excipients are generally recognized in the field.

[00358] Parenteral injections may involve bolus injection or continuous infusion.

Formulations for injection may be presented in unit dosage form, e.g., in ampoules or in multi-dose containers, with an added preservative. The pharmaceutical composition described herein may be in a form suitable for parenteral injection as a sterile suspensions, solutions or emulsions in oily or aqueous vehicles, and may contain formulatory agents such as suspending, stabilizing and/or dispersing agents. Pharmaceutical formulations for parenteral administration include aqueous solutions of the active compounds in water-soluble form. Additionally, suspensions of the active compounds may be prepared as appropriate oily injection suspensions. Suitable lipophilic solvents or vehicles include fatty oils such as sesame oil, or synthetic fatty acid esters, such as ethyl oleate or triglycerides, or liposomes. Aqueous injection suspensions may contain substances which increase the viscosity of the suspension, such as sodium carboxymethyl cellulose, sorbitol, or dextran. Optionally, the suspension may also contain suitable stabilizers or agents which increase the solubility of the compounds to allow for the preparation of highly concentrated solutions. Alternatively, the active ingredient may be in powder form for constitution with a suitable vehicle, e.g., sterile pyrogen-free water, before use.

[00359] In certain embodiments, delivery systems for pharmaceutical compounds may be employed, such as, for example, liposomes and emulsions. In certain embodiments, compositions provided herein also include an mucoadhesive polymer, selected from among, for example, carboxymethylcellulose, carbomer (acrylic acid polymer), poly(methylmethacrylate), polyacrylamide, polycarbophil, acrylic acid/butyl acrylate copolymer, sodium alginate and dextran.

[00360] In some embodiments, the compounds described herein may be administered topically and are formulated into a variety of topically administrable compositions, such as solutions, suspensions, lotions, gels, pastes, medicated sticks, balms, creams or ointments. Such pharmaceutical compounds can contain solubilizers, stabilizers, tonicity enhancing agents, buffers and preservatives.

[00361] The compounds described herein may also be formulated in rectal compositions such as enemas, rectal gels, rectal foams, rectal aerosols, suppositories, jelly suppositories, or retention enemas, containing conventional suppository bases such as cocoa butter or other glycerides, as well as synthetic polymers such as polyvinylpyrrolidone, PEG, and the like. In suppository forms of the compositions, a low-melting wax such as, but not limited to, a mixture of fatty acid glycerides, optionally in combination with cocoa butter is first melted.

[00362] Generally, an agent, such as a compound of Formula (I), (II), (IIa), (IIb), (IIaa), (IIbb), (III), (IIIa), (IIIb), (IIIaa), (IIIbb), (IV), (IVa), (IVb), (IVaa), (IVbb), (V), (Va), (Vb), (Vaa), (Vbb), (VI), (VIa), (VIb), (VIaa), (VIbb), (VII), (VIIa), (VIIaa), (VIII), (VIIIa), (VIIIb), (VIIIaa),

(VIIIbb), (IX), (IXa), (IXb), (IXaa), (IXbb), (X), (Xa), (Xb), (Xaa), (Xbb), (XI), (XIa), (XIb), (XIaa), (XIbb), (XII), (XIIa), (XIIaa), (XIII), (XIIIa), (XIIIb), (XIIIaa), (XIIIbb), (XIV), (XIVa), (XIVb), (XIVaa), (XIVbb), (XV), (XVa), (XVI), (XVIa), (XVIb), (XVIaa), or (XVIbb) is administered in an amount effective for amelioration of, or prevention of the development of symptoms of, the disease or disorder (i.e., a therapeutically effective amount). Thus, a therapeutically effective amount can be an amount that is capable of at least partially preventing or reversing a disease or disorder. The dose required to obtain an effective amount may vary depending on the agent, formulation, disease or disorder, and individual to whom the agent is administered.

[00363] Determination of effective amounts may also involve *in vitro* assays in which varying doses of agent are administered to cells in culture and the concentration of agent effective for ameliorating some or all symptoms is determined in order to calculate the concentration required *in vivo*. Effective amounts may also be based in *in vivo* animal studies.

[00364] An agent can be administered prior to, concurrently with and subsequent to the appearance of symptoms of a disease or disorder. In some embodiments, an agent is administered to a subject with a family history of the disease or disorder, or who has a phenotype that may indicate a predisposition to a disease or disorder, or who has a genotype which predisposes the subject to the disease or disorder.

[00365] The particular delivery system used can depend on a number of factors, including, for example, the intended target and the route of administration, e.g., local or systemic. Targets for delivery can be specific cells which are causing or contributing to a disease or disorder. For example, a target cell can be resident or infiltrating cells in the nervous system contributing to a neurological, neurodegenerative or demyelinating disease or disorder. Administration of an agent can be directed to one or more cell types or subsets of a cell type by methods recognized in the field. For example, an agent can be coupled to an antibody, ligand to a cell surface receptor or a toxin, or can be contained in a particle that is selectively internalized into cells, e.g., liposomes or a virus in which the viral receptor binds specifically to a certain cell type, or a viral particle lacking the viral nucleic acid, or can be administered locally.

Methods of Dosing and Treatment Regimens

[00366] The compounds described herein can be used in the preparation of medicaments for the modulation of TRPV1, or for the treatment of diseases or conditions that would benefit, at least in part, from modulation of TRPV1. In addition, a method for treating any of the diseases or conditions described herein in a subject in need of such treatment, involves administration of pharmaceutical compositions containing at least one compound described herein, or a

pharmaceutically acceptable salt, or pharmaceutically acceptable solvate or hydrate thereof, in therapeutically effective amounts to said subject.

[00367] The compositions containing the compound(s) described herein can be administered for prophylactic and/or therapeutic treatments. In therapeutic applications, the compositions are administered to a patient already suffering from a disease or condition, in an amount sufficient to cure or at least partially arrest the symptoms of the disease or condition. Amounts effective for this use will depend on the severity and course of the disease or condition, previous therapy, the patient's health status, weight, and response to the drugs, and the judgment of the treating physician.

[00368] In prophylactic applications, compositions containing the compounds described herein are administered to a patient susceptible to or otherwise at risk of a particular disease, disorder or condition. Such an amount is defined to be a "prophylactically effective amount or dose." In this use, the precise amounts also depend on the patient's state of health, weight, and the like. When used in a patient, effective amounts for this use will depend on the severity and course of the disease, disorder or condition, previous therapy, the patient's health status and response to the drugs, and the judgment of the treating physician.

[00369] Upon the doctor's discretion the administration of the compounds may be administered chronically, that is, for an extended period of time, including throughout the duration of the patient's life in order to ameliorate or otherwise control or limit the symptoms of the patient's disease or condition.

[00370] Upon the doctor's discretion the administration of the compounds may be given continuously; alternatively, the dose of drug being administered may be temporarily reduced or temporarily suspended for a certain length of time (i.e., a "drug holiday"). The length of the drug holiday can vary between 2 days and 1 year, including by way of example only, 2 days, 3 days, 4 days, 5 days, 6 days, 7 days, 10 days, 12 days, 15 days, 20 days, 28 days, 35 days, 50 days, 70 days, 100 days, 120 days, 150 days, 180 days, 200 days, 250 days, 280 days, 300 days, 320 days, 350 days, or 365 days. The dose reduction during a drug holiday may be from about 10% to about 100%, including, by way of example only, about 10%, about 15%, about 20%, about 25%, about 30%, about 35%, about 40%, about 45%, about 50%, about 55%, about 60%, about 65%, about 70%, about 75%, about 80%, about 85%, about 90%, about 95%, or about 100%.

[00371] Once improvement of the patient's conditions has occurred, a maintenance dose is administered if necessary. Subsequently, the dosage or the frequency of administration, or both, can be reduced, as a function of the symptoms, to a level at which the improved disease, disorder or condition is retained. Patients can, however, require intermittent treatment on a long-term basis upon any recurrence of symptoms.

[00372] The amount of a given agent that will correspond to such an amount will vary depending upon factors such as the particular compound, disease or condition and its severity, the identity (e.g., weight) of the subject or host in need of treatment, but can nevertheless be determined in a manner recognized in the field according to the particular circumstances surrounding the case, including, e.g., the specific agent being administered, the route of administration, the condition being treated, and the subject or host being treated. In general, however, doses employed for adult human treatment will typically be in the range of about 0.001 mg per day to about 5000 mg per day, in some embodiments, about 1 mg per day to about 1500 mg per day. The desired dose may conveniently be presented in a single dose or as divided doses administered simultaneously (or over a short period of time) or at appropriate intervals, for example as two, three, four or more sub-doses per day.

[00373] The pharmaceutical composition described herein may be in unit dosage forms suitable for single administration of precise dosages. In unit dosage form, the formulation is divided into unit doses containing appropriate quantities of one or more compound. The unit dosage may be in the form of a package containing discrete quantities of the formulation. Non-limiting examples are packaged tablets or capsules, and powders in vials or ampoules. Aqueous suspension compositions can be packaged in single-dose non-reclosable containers. Alternatively, multiple-dose reclosable containers can be used, in which case it is typical to include a preservative in the composition. By way of example only, formulations for parenteral injection may be presented in unit dosage form, which include, but are not limited to ampoules, or in multi-dose containers, with an added preservative.

[00374] The daily dosages appropriate for the compounds described herein described herein are from about 0.001 mg/kg to about 30 mg/kg. In one embodiment, the daily dosages are from about 0.01 mg/kg to about 10 mg/kg. An indicated daily dosage in the larger mammal, including, but not limited to, humans, is in the range from about 0.1 mg to about 1000 mg, conveniently administered in a single dose or in divided doses, including, but not limited to, up to four times a day or in extended release form. Suitable unit dosage forms for oral administration include from about 1 to about 500 mg active ingredient. In one embodiment, the unit dosage is about 1 mg, about 5 mg, about, 10 mg, about 20 mg, about 50 mg, about 100 mg, about 200 mg, about 250 mg, about 400 mg, or about 500 mg. The foregoing ranges are merely suggestive, as the number of variables in regard to an individual treatment regime is large, and considerable excursions from these recommended values are not uncommon. Such dosages may be altered depending on a number of variables, not limited to the activity of the compound used, the disease or condition to be treated, the mode of administration, the requirements of the individual subject, the severity of the disease or condition being treated, and the judgment of the practitioner.

[00375] Toxicity and therapeutic efficacy of such therapeutic regimens can be determined by standard pharmaceutical procedures in cell cultures or experimental animals, including, but not limited to, the determination of the LD₅₀ (the dose lethal to 50% of the population) and the ED₅₀ (the dose therapeutically effective in 50% of the population). The dose ratio between the toxic and therapeutic effects is the therapeutic index and it can be expressed as the ratio between LD₅₀ and ED₅₀. Compounds exhibiting high therapeutic indices are preferred. The data obtained from cell culture assays and animal studies can be used in formulating a range of dosage for use in human. The dosage of such compounds lies preferably within a range of circulating concentrations that include the ED₅₀ with minimal toxicity. The dosage may vary within this range depending upon the dosage form employed and the route of administration utilized.

Combination Treatments

[00376] The compounds of Formula (I), (II), (IIa), (IIb), (IIaa), (IIbb), (III), (IIIa), (IIIb), (IIIaa), (IIIbb), (IV), (IVa), (IVb), (IVaa), (IVbb), (V), (Va), (Vb), (Vaa), (Vbb), (VI), (VIa), (VIb), (VIaa), (VIbb), (VII), (VIIa), (VIIaa), (VIII), (VIIIa), (VIIIb), (VIIIaa), (VIIIbb), (IX), (IXa), (IXb), (IXaa), (IXbb), (X), (Xa), (Xb), (Xaa), (Xbb), (XI), (XIa), (XIb), (XIaa), (XIbb), (XII), (XIIa), (XIIaa), (XIII), (XIIIa), (XIIIb), (XIIIaa), (XIIIbb), (XIV), (XIVa), (XIVb), (XIVaa), (XIVbb), (XV), (XVa), (XVI), (XVIa), (XVIb), (XVIaa), or (XVIbb), and compositions thereof, may also be used in combination with other therapeutic agents that are selected for their therapeutic value for the condition to be treated. In general, the compositions described herein and, in embodiments where combinational therapy is employed, other agents do not have to be administered in the same pharmaceutical composition, and may, because of different physical and chemical characteristics, have to be administered by different routes. The determination of the mode of administration and the advisability of administration, where possible, in the same pharmaceutical composition, is well within the knowledge of the clinician. The initial administration can be made according to established protocols recognized in the field, and then, based upon the observed effects, the dosage, modes of administration and times of administration can be modified by the clinician.

[00377] In certain instances, it may be appropriate to administer at least one compound described herein in combination with another therapeutic agent. By way of example only, if one of the side effects experienced by a patient upon receiving one of the compounds herein, such as a compound of Formula (I), (II), (IIa), (IIb), (IIaa), (IIbb), (III), (IIIa), (IIIb), (IIIaa), (IIIbb), (IV), (IVa), (IVb), (IVaa), (IVbb), (V), (Va), (Vb), (Vaa), (Vbb), (VI), (VIa), (VIb), (VIaa), (VIbb), (VII), (VIIa), (VIIaa), (VIII), (VIIIa), (VIIIb), (VIIIaa), (VIIIbb), (IX), (IXa), (IXb), (IXaa), (IXbb), (X), (Xa), (Xb), (Xaa), (Xbb), (XI), (XIa), (XIb), (XIaa), (XIbb), (XII), (XIIa), (XIIaa), (XIII), (XIIIa), (XIIIb), (XIIIaa), (XIIIbb), (XIV), (XIVa), (XIVb), (XIVaa), (XIVbb), (XV),

(XVa), (XVI), (XVIa), (XVIb), (XVIaa), or (XVIbb), is nausea, then it may be appropriate to administer an anti-nausea agent in combination with the initial therapeutic agent. Or, by way of example only, the therapeutic effectiveness of one of the compounds described herein may be enhanced by administration of an adjuvant (i.e., by itself the adjuvant may have minimal therapeutic benefit, but in combination with another therapeutic agent, the overall therapeutic benefit to the patient is enhanced). Or, by way of example only, the benefit experienced by a patient may be increased by administering one of the compounds described herein with another therapeutic agent (which also includes a therapeutic regimen) that also has therapeutic benefit. In any case, regardless of the disease, disorder or condition being treated, the overall benefit experienced by the patient may simply be additive of the two therapeutic agents or the patient may experience a synergistic benefit.

[00378] In certain instances, the combination with another therapeutic agent is with a local anesthetic agent. As used herein, the term “local anesthetic” means a drug which provides local numbness or pain relief. Exemplary examples of local anesthetic agents which can be used in combination with the present invention include: bupivacaine, levobupivacaine, ropivacaine, dibucaine, procaine, chlorprocaine, prilocaine, mepivacaine, etidocaine, tetracaine and lidocaine.

[00379] In certain instances, the combination with another therapeutic agent is with a vasoconstrictor. Vasoconstrictors are useful are those acting locally to restrict blood flow, and thereby retain the injected drugs in the region in which they are administered. This has the effect of substantially decreasing systemic toxicity. Preferred vasoconstrictors are those acting on alpha adrenergic receptors, such as epinephrine and phenylephrine.

[00380] In certain instances, the combination with another therapeutic agent is with a glucocorticoid. The glucocorticoid is selected from the group consisting of dexamethasone, cortisone, hydrocortisone, prednisone, beclomethasone, betamethasone, flunisolide, methyl prednisone, paramethasone, prednisolone, triamcinolone, alclometasone, amcinonide, clobetasol, fludrocortisone, diflurosone diacetate, fluocinolone acetonide, fluoromethalone, flurandrenolide, halcinonide, medrysone, mometasone, and pharmaceutically acceptable salts and mixtures thereof.

[00381] In some embodiments, a compound of Formula (I), (II), (IIa), (IIb), (IIaa), (IIbb), (III), (IIIa), (IIIb), (IIIaa), (IIIbb), (IV), (IVa), (IVb), (IVaa), (IVbb), (V), (Va), (Vb), (Vaa), (Vbb), (VI), (VIa), (VIb), (VIaa), (VIbb), (VII), (VIIa), (VIIaa), (VIII), (VIIIa), (VIIIb), (VIIIaa), (VIIIbb), (IX), (IXa), (IXb), (IXaa), (IXbb), (X), (Xa), (Xb), (Xaa), (Xbb), (XI), (XIa), (XIb), (XIaa), (XIbb), (XII), (XIIa), (XIIaa), (XIII), (XIIIa), (XIIIb), (XIIIaa), (XIIIbb), (XIV), (XIVa), (XIVb), (XIVaa), (XIVbb), (XV), (XVa), (XVI), (XVIa), (XVIb), (XVIaa), or (XVIbb), or a

pharmaceutically acceptable salt, pharmaceutically acceptable solvate, or hydrate thereof, is used in combination with a local anesthetic.

[00382] In some embodiments, a compound of Formula (I), (II), (IIa), (IIb), (IIaa), (IIbb), (III), (IIIa), (IIIb), (IIIaa), (IIIbb), (IV), (IVa), (IVb), (IVaa), (IVbb), (V), (Va), (Vb), (Vaa), (Vbb), (VI), (VIa), (VIb), (VIaa), (VIbb), (VII), (VIIa), (VIIaa), (VIII), (VIIIa), (VIIIb), (VIIIaa), (VIIIbb), (IX), (IXa), (IXb), (IXaa), (IXbb), (X), (Xa), (Xb), (Xaa), (Xbb), (XI), (XIa), (XIb), (XIaa), (XIbb), (XII), (XIIa), (XIIaa), (XIII), (XIIIa), (XIIIb), (XIIIaa), (XIIIbb), (XIV), (XIVa), (XIVb), (XIVaa), (XIVbb), (XV), (XVa), (XVI), (XVIa), (XVIb), (XVIaa), or (XVIbb), or a pharmaceutically acceptable salt, pharmaceutically acceptable solvate, or hydrate thereof, is used in combination with a non-opioid analgesic.

[00383] The particular choice of compounds used will depend upon the diagnosis of the attending physicians and their judgment of the condition of the patient and the appropriate treatment protocol. The compounds may be administered concurrently (e.g., simultaneously, essentially simultaneously or within the same treatment protocol) or sequentially, depending upon the nature of the disease, disorder, or condition, the condition of the patient, and the actual choice of compounds used. The determination of the order of administration, and the number of repetitions of administration of each therapeutic agent during a treatment protocol, is well within the knowledge of the physician after evaluation of the disease being treated and the condition of the patient.

[00384] Therapeutically-effective dosages can vary when the drugs are used in treatment combinations. Methods for experimentally determining therapeutically-effective dosages of drugs and other agents for use in combination treatment regimens are described in the literature. For example, the use of metronomic dosing, i.e., providing more frequent, lower doses in order to minimize toxic side effects, has been described extensively in the literature. Combination treatment further includes periodic treatments that start and stop at various times to assist with the clinical management of the patient.

[00385] For combination therapies described herein, dosages of the co-administered compounds will of course vary depending on the type of co-drug employed, on the specific drug employed, on the disease or condition being treated and so forth. In addition, when co-administered with one or more biologically active agents, the compound provided herein may be administered either simultaneously with the biologically active agent(s), or sequentially. If administered sequentially, the attending physician will decide on the appropriate sequence of administering protein in combination with the biologically active agent(s).

[00386] In any case, the multiple therapeutic agents (one of which is a compound of Formula (I), (II), (IIa), (IIb), (IIaa), (IIbb), (III), (IIIa), (IIIb), (IIIaa), (IIIbb), (IV), (IVa), (IVb), (IVaa),

(IVbb), (V), (Va), (Vb), (Vaa), (Vbb), (VI), (VIa), (VIb), (VIaa), (VIbb), (VII), (VIIa), (VIIaa), (VIII), (VIIIa), (VIIIb), (VIIIaa), (VIIIbb), (IX), (IXa), (IXb), (IXaa), (IXbb), (X), (Xa), (Xb), (Xaa), (Xbb), (XI), (XIa), (XIb), (XIaa), (XIbb), (XII), (XIIa), (XIIaa), (XIII), (XIIIa), (XIIIb), (XIIIaa), (XIIIbb), (XIV), (XIVa), (XIVb), (XIVaa), (XIVbb), (XV), (XVa), (XVI), (XVIa), (XVIb), (XVIaa), or (XVIbb) described herein) may be administered in any order or even simultaneously. If simultaneously, the multiple therapeutic agents may be provided in a single, unified form, or in multiple forms (by way of example only, either as a single injection or as two separate injections). One of the therapeutic agents may be given in multiple doses, or both may be given as multiple doses. If not simultaneous, the timing between the multiple doses may vary from more than zero weeks to less than four weeks. In addition, the combination methods, compositions and formulations are not to be limited to the use of only two agents; the use of multiple therapeutic combinations are also envisioned.

[00387] It is understood that the dosage regimen to treat, prevent, or ameliorate the condition(s) for which relief is sought, can be modified in accordance with a variety of factors. These factors include the disorder or condition from which the subject suffers, as well as the age, weight, sex, diet, and medical condition of the subject. Thus, the dosage regimen actually employed can vary widely and therefore can deviate from the dosage regimens set forth herein.

[00388] The pharmaceutical agents which make up the combination therapy disclosed herein may be a combined dosage form or in separate dosage forms intended for substantially simultaneous administration. The pharmaceutical agents that make up the combination therapy may also be administered sequentially, with either therapeutic compound being administered by a regimen calling for two-step administration. The two-step administration regimen may call for sequential administration of the active agents or spaced-apart administration of the separate active agents. The time period between the multiple administration steps may range from, a few minutes to several hours, depending upon the properties of each pharmaceutical agent, such as potency, solubility, bioavailability, plasma half-life and kinetic profile of the pharmaceutical agent. Circadian variation of the target molecule concentration may also determine the optimal dose interval.

[00389] In addition, the compounds described herein also may be used in combination with procedures that may provide additional or synergistic benefit to the patient. By way of example only, patients are expected to find therapeutic and/or prophylactic benefit in the methods described herein, wherein pharmaceutical composition of a compound disclosed herein and /or combinations with other therapeutics are combined with genetic testing to determine whether that individual is a carrier of a mutant gene that is known to be correlated with certain diseases or conditions.

[00390] The compounds described herein and combination therapies can be administered before, during or after the occurrence of a disease or condition, and the timing of administering the composition containing a compound can vary. Thus, for example, the compounds can be used as a prophylactic and can be administered continuously to subjects with a propensity to develop conditions or diseases in order to prevent the occurrence of the disease or condition. The compounds and compositions can be administered to a subject during or as soon as possible after the onset of the symptoms. The administration of the compounds can be initiated within the first 48 hours of the onset of the symptoms, preferably within the first 48 hours of the onset of the symptoms, more preferably within the first 6 hours of the onset of the symptoms, and most preferably within 3 hours of the onset of the symptoms. The initial administration can be via any route practical, such as, for example, an intravenous injection, a bolus injection, infusion over about 5 minutes to about 5 hours, a pill, a capsule, transdermal patch, buccal delivery, and the like, or combination thereof. A compound is preferably administered as soon as is practicable after the onset of a disease or condition is detected or suspected, and for a length of time necessary for the treatment of the disease, such as, for example, from 1 day to about 3 months. The length of treatment can vary for each subject, and the length can be determined using the known criteria. For example, the compound or a formulation containing the compound can be administered for at least 2 weeks, preferably about 1 month to about 5 years.

Kits/Articles of Manufacture

[00391] For use in the therapeutic applications described herein, kits and articles of manufacture are also described herein. Such kits can include a carrier, package, or container that is compartmentalized to receive one or more containers such as vials, tubes, and the like, each of the container(s) including one of the separate elements to be used in a method described herein. Suitable containers include, for example, bottles, vials, syringes, and test tubes. The containers can be formed from a variety of materials such as glass or plastic.

[00392] For example, the container(s) can include one or more compounds described herein, optionally in a composition or in combination with another agent as disclosed herein. The container(s) optionally have a sterile access port (for example the container can be an intravenous solution bag or a vial having a stopper pierceable by a hypodermic injection needle). Such kits optionally comprising a compound with an identifying description or label or instructions relating to its use in the methods described herein.

[00393] A kit will typically may include one or more additional containers, each with one or more of various materials (such as reagents, optionally in concentrated form, and/or devices) desirable from a commercial and user standpoint for use of a compound described herein. Non-limiting examples of such materials include, but not limited to, buffers, diluents, filters, needles,

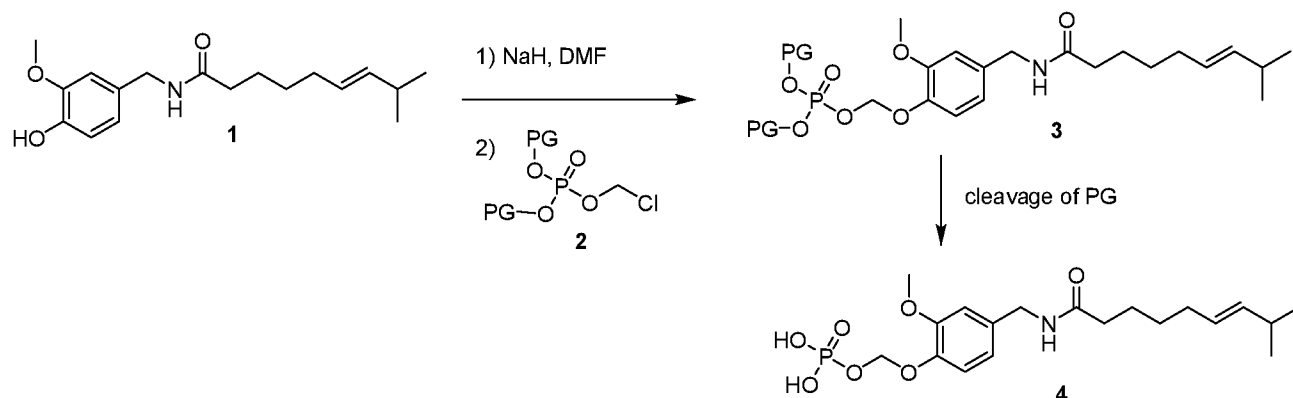
syringes; carrier, package, container, vial and/or tube labels listing contents and/or instructions for use, and package inserts with instructions for use. A set of instructions will also typically be included.

[00394] A label can be on or associated with the container. A label can be on a container when letters, numbers or other characters forming the label are attached, molded or etched into the container itself; a label can be associated with a container when it is present within a receptacle or carrier that also holds the container, e.g., as a package insert. A label can be used to indicate that the contents are to be used for a specific therapeutic application. The label can also indicate directions for use of the contents, such as in the methods described herein.

EXAMPLES

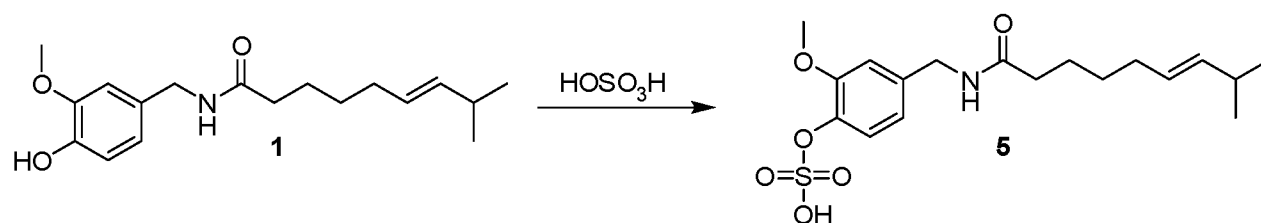
[00395] These examples are provided for illustrative purposes only and not to limit the scope of the claims provided herein. The starting materials and reagents used for the synthesis of the compounds described herein may be synthesized or can be obtained from commercial sources, such as, but not limited to, Sigma-Aldrich Corp., Acros Organics, Fluka, and Fisher Scientific.

Example 1: (E)-2-Methoxy-4-((8-methylnon-6-enamido)methyl)phenoxy)methyl dihydrogen phosphate (4)



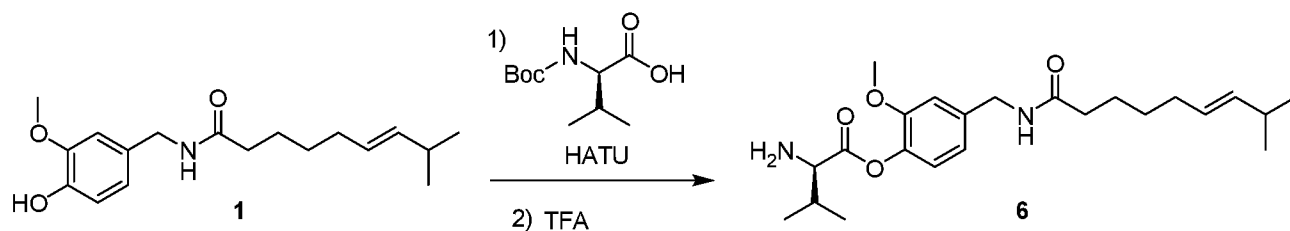
[00396] The title compound (4) is prepared as outlined above. Capsaisin (1) is treated with sodium hydride followed by the addition of chloromethyl phosphate (2) (PG = protecting group). Following cleavage of the protecting groups, the title compound (4) is obtained.

Example 2: (E)-2-Methoxy-4-((8-methylnon-6-enamido)methyl)phenyl hydrogen sulfate (5)



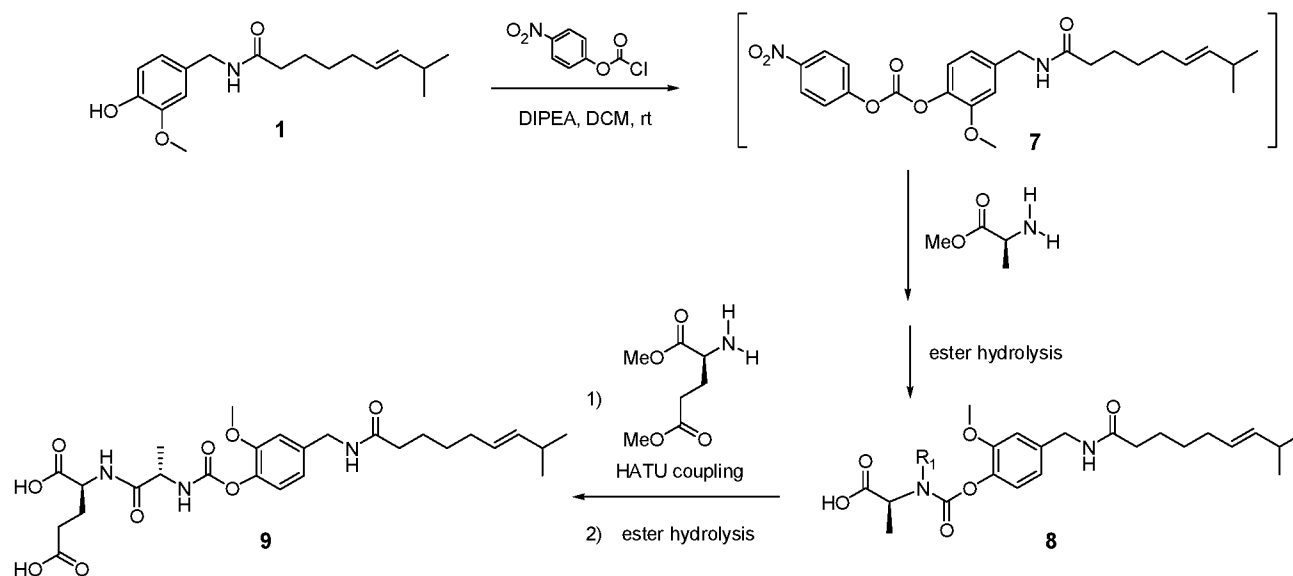
[00397] The title compound (5) is prepared as outlined above. Capsaisin (1) is treated with sulfuric acid to yield the title compound (5).

Example 3: (R,E)-2-Methoxy-4-((8-methylnon-6-enamido)methyl)phenyl 2-amino-3-methylbutanoate (6)



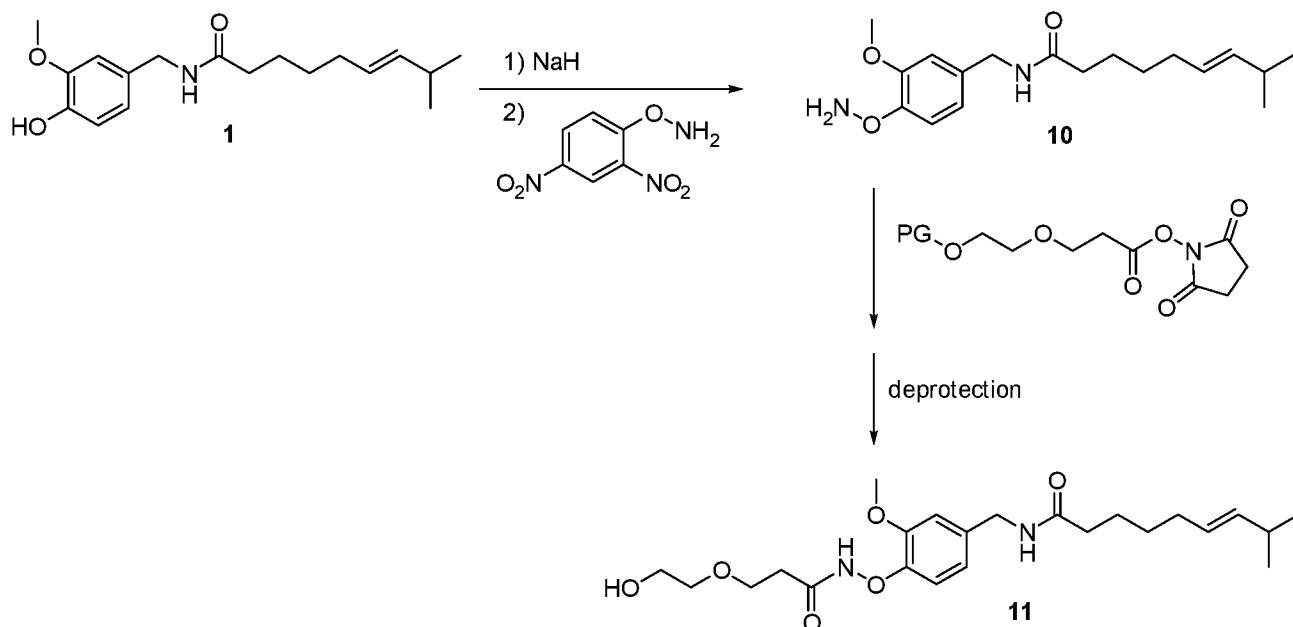
[00398] The title compound (6) is prepared as outlined above. Capsaisin (1) is condensed with N-boc-valine and following deprotection the title compound (6) is obtained.

Example 4: (S)-2-((R)-2-((2-Methoxy-4-(((E)-8-methylnon-6-enamido)methyl)phenoxy)carbonylamino)propanamido)pentanedioic acid (9)



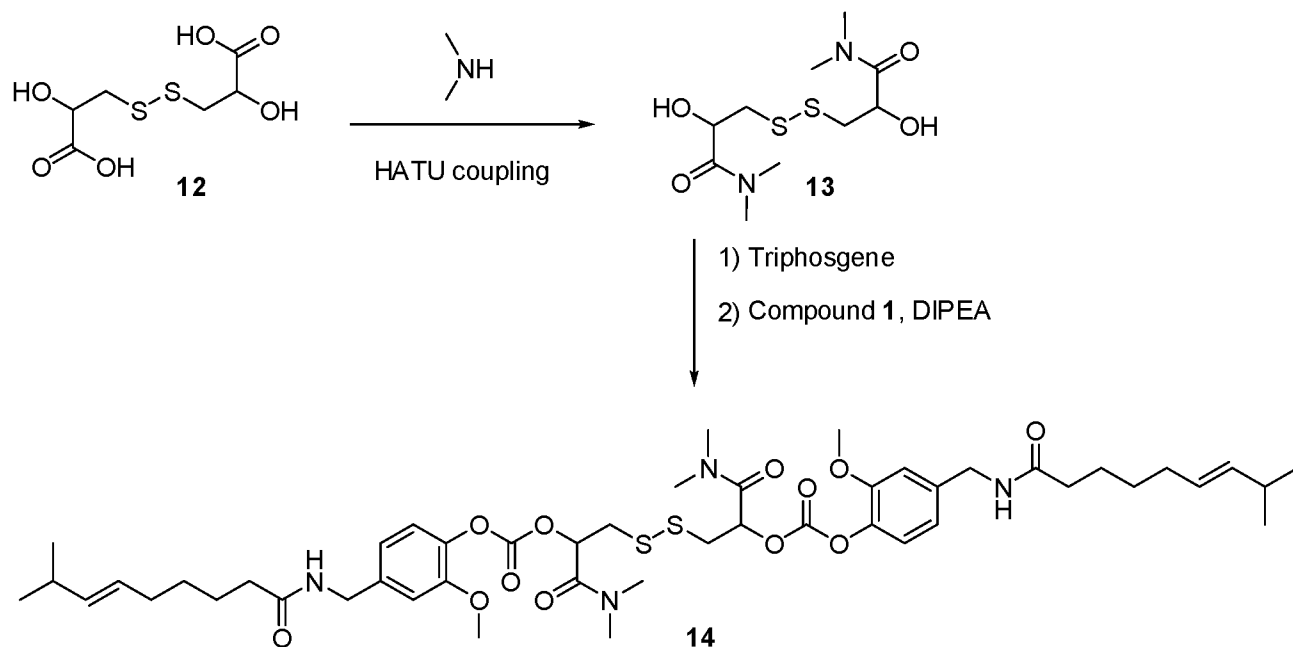
[00399] The title compound (9) is prepared as outlined above. Capsaisin (1) is coupled with alanine methyl ester and the resulting ester is hydrolyzed to give compound 8. Compound 8 is coupled with glutamic acid dimethyl ester and following ester hydrolysis the title compound (9) is obtained.

Example 5: (E)-N-(4-(3-(2-Hydroxyethoxy)propanamidooxy)-3-methoxybenzyl)-8-methylnon-6-enamide (11)



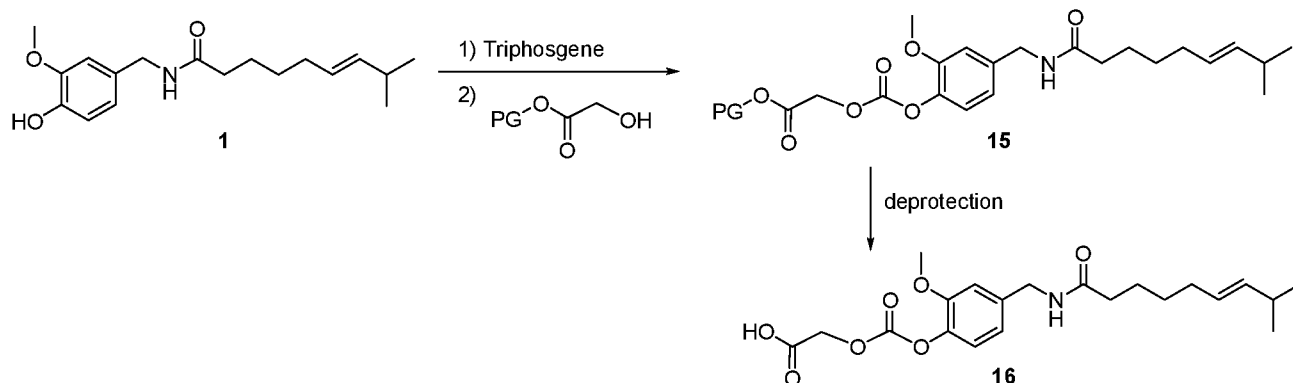
[00400] The title compound (**11**) is prepared as outlined above. Capsaisin (**1**) is reacted with sodium hydride followed by O-(2,4-dinitrophenyl)hydroxylamine to give aminooxy compound **10**. Compound **10** is coupled with a PEG based N-hydroxysuccinimide ester and following deprotection the title compound (**11**) is obtained.

Example 6: 3,3'-Disulfanediylbis(1-(dimethylamino)-1-oxopropane-3,2-diyl) bis(2-methoxy-4-(((E)-8-methylnon-6-enamido)methyl)phenyl) dicarbonate (14**)**



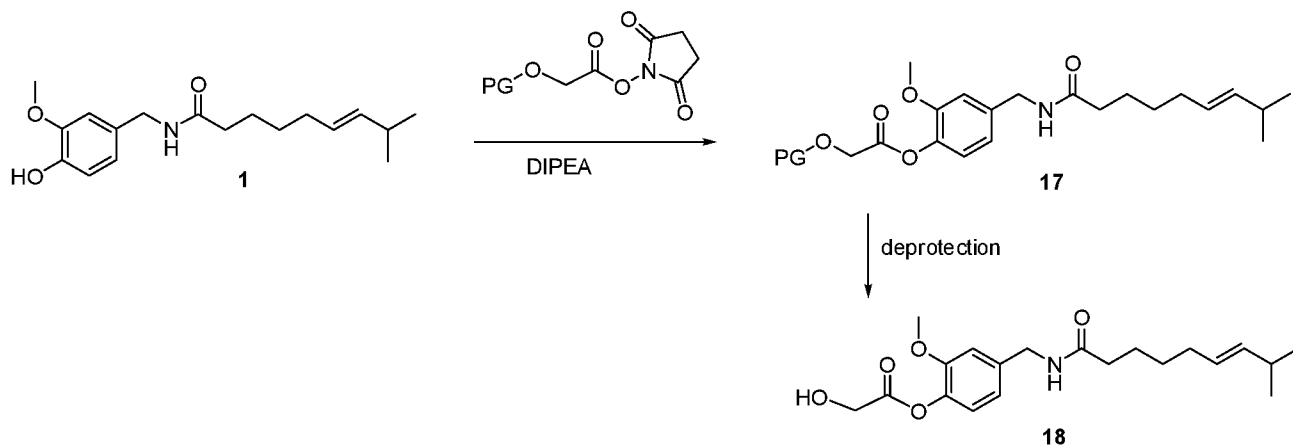
[00401] The title compound (**14**) is prepared as outlined above. 3,3'-Disulfanediylbis(2-hydroxypropanoic acid) (**12**) is coupled with dimethylamine to give compound **13**. Compound **13** is treated with triphosgene and then reacted with capsaisin (**1**) to give the title compound (**14**).

Example 7: (E)-2-((2-Methoxy-4-((8-methylnon-6-enamido)methyl)phenoxy)carbonyloxy)acetic acid (16)



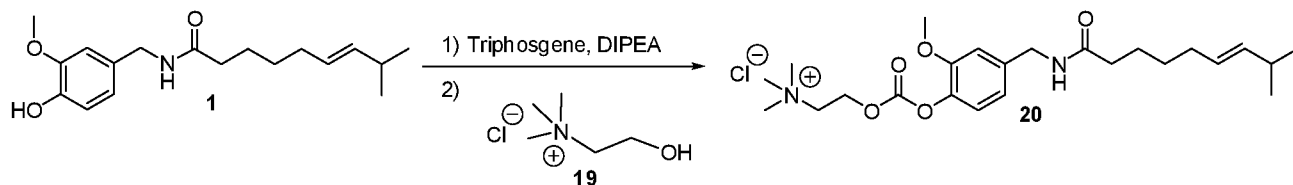
[00402] The title compound (16) is prepared as outlined above. Capsaisin (1) is treated with triphosgene and then reacted with protected glycolic acid to give compound 15. Following deprotection of compound 15, the title compound (16) is obtained.

Example 8: (E)-2-Methoxy-4-((8-methylnon-6-enamido)methyl)phenyl 2-hydroxyacetate (18)



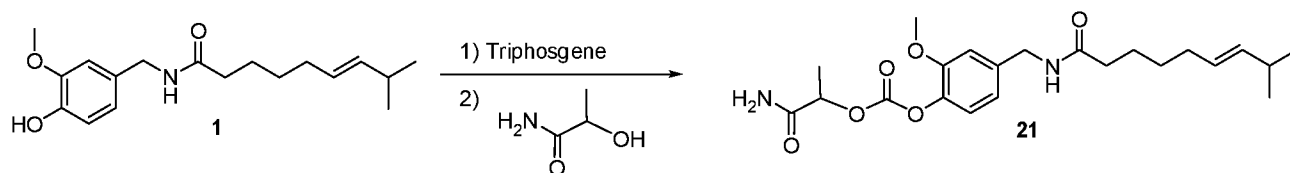
[00403] The title compound (18) is prepared as outlined above. Capsaisin (1) is reacted with a glycolic acid based N-hydroxysuccinimide ester to give compound 17. Following deprotection of compound 17, the title compound (18) is obtained.

Example 9: (E)-2-((2-Methoxy-4-((8-methylnon-6-enamido)methyl)phenoxy)carbonyloxy)-N,N,N-trimethylethanaminium chloride (20)



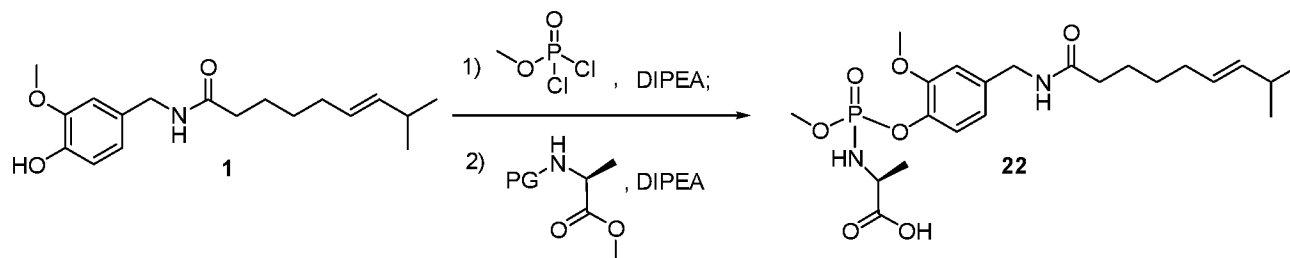
[00404] The title compound (20) is prepared as outlined above. Capsaisin (1) is treated with triphosgene and then reacted with trimethylethanaminium chloride 19 to give title compound (20).

Example 10: (E)-1-Amino-1-oxopropan-2-yl 2-methoxy-4-((8-methylnon-6-enamido)methyl)phenyl carbonate (21)



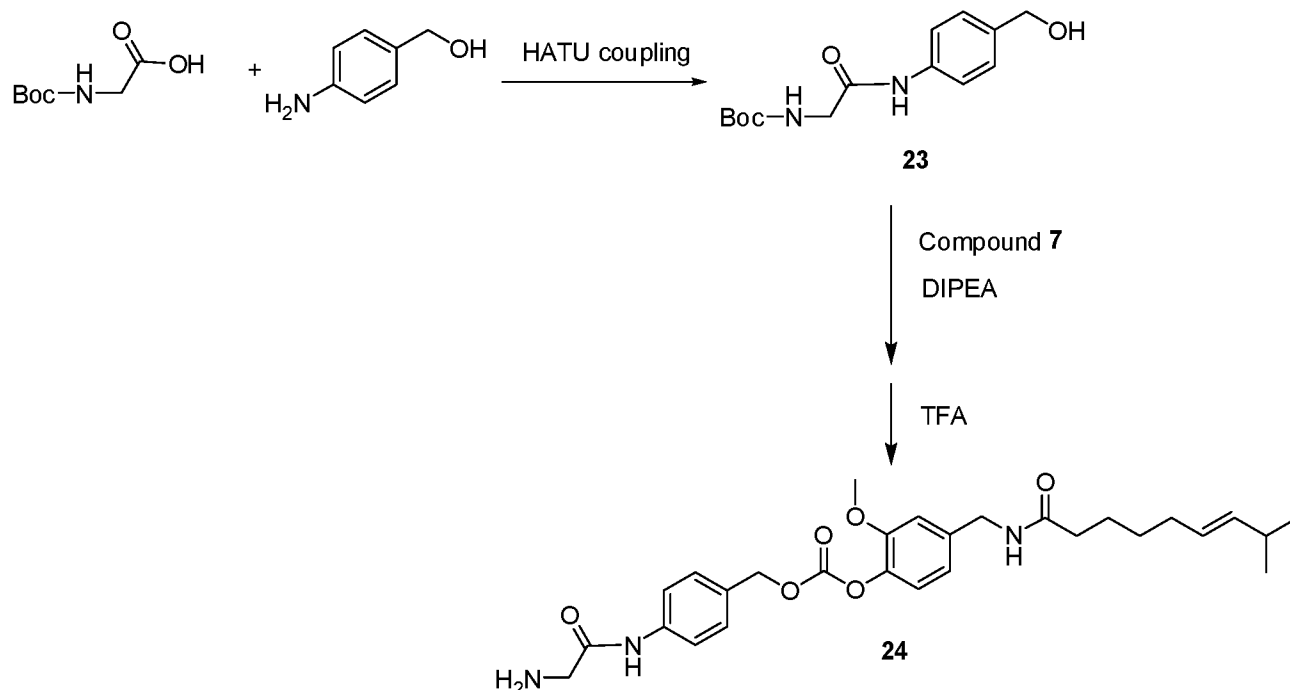
[00405] The title compound (21) is prepared as outlined above. Capsaisin (1) is treated with triphosgene and then reacted with 2-hydroxypropanamide to give title compound (21).

Example 11: (2S)-2-(Methoxy(2-methoxy-4-(((E)-8-methylnon-6-enamido)methyl)phenoxy)phosphorylamino)propanoic acid (22)



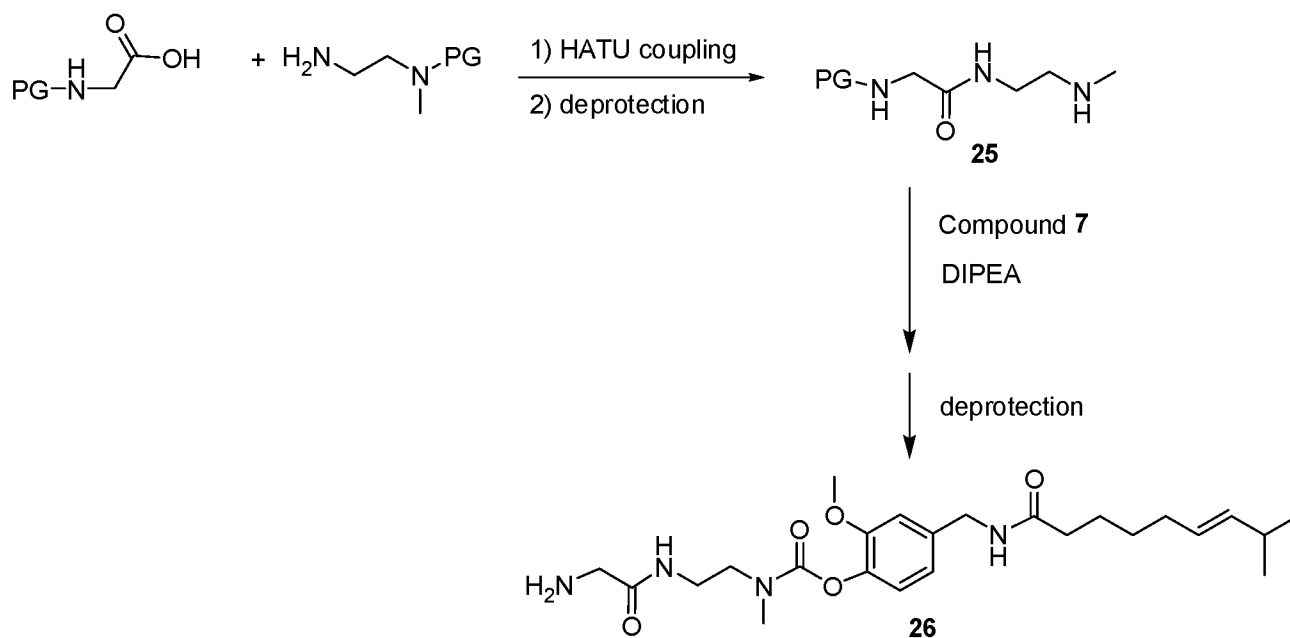
[00406] The title compound (22) is prepared as outlined above. Capsaisin (1) is first treated with methyl phosphorodichloridate and diisopropylethylamine and then reacted with protected methyl 2-aminopropanoate, followed by removal of the protecting group to give title compound (22).

Example 12: (E)-4-(2-Aminoacetamido)benzyl 2-methoxy-4-((8-methylnon-6-enamido)methyl)phenyl carbonate (24)



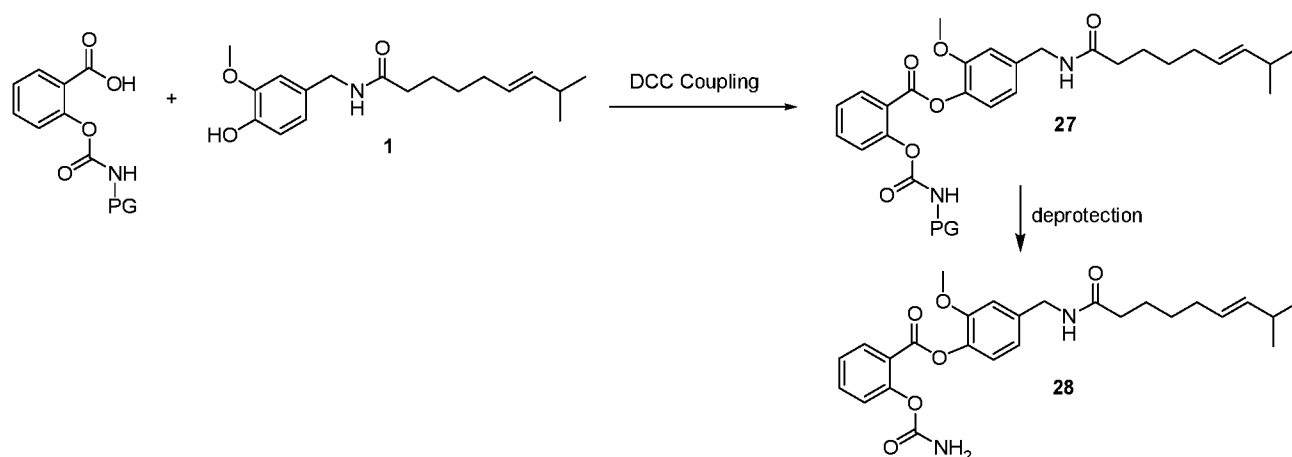
[00407] The title compound (**24**) is prepared as outlined above. (4-Aminophenyl)methanol is coupled to N-Boc glycine to give compound **23**. Compound **23** is then reacted with compound **7** from Example 4. Following deprotection, the title compound (**24**) is obtained.

Example 13: (E)-2-Methoxy-4-((8-methylnon-6-enamido)methyl)phenyl 2-(2-aminoacetamido)ethyl(methyl)carbamate (26**)**



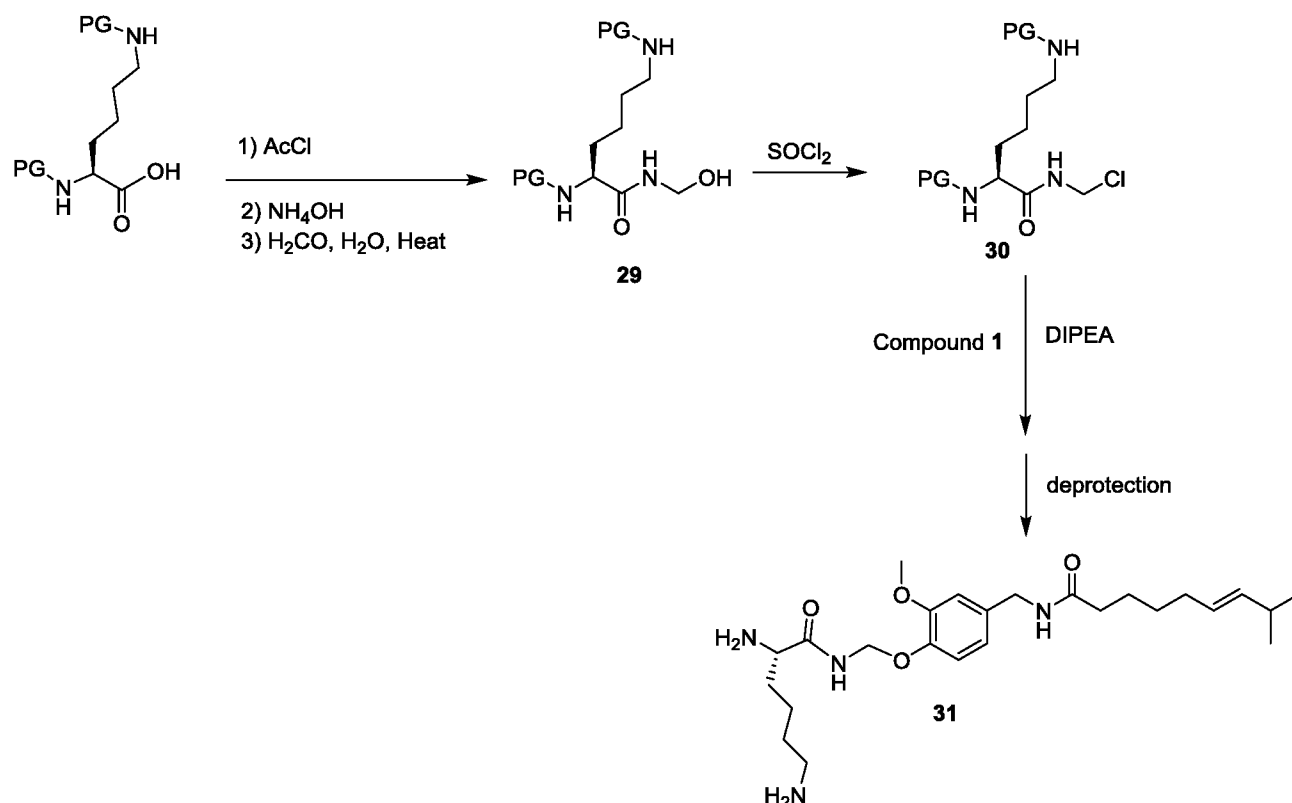
[00408] The title compound (**26**) is prepared as outlined above. Protected 1,2-diamine is coupled to a protected glycine to give compound **25** following selective deprotection. Compound **25** is then reacted with compound **7** from Example 4. Following deprotection, the title compound (**26**) is obtained.

Example 14: (E)-2-Methoxy-4-((8-methylnon-6-enamido)methyl)phenyl 2-(carbamoyloxy)benzoate (28)



[00409] The title compound (28) is prepared as outlined above. Protected 2-(carbamoyloxy)benzoic acid is coupled to capsaicin (1) to give compound 27. Compound 27 is then deprotected to give the title compound (28).

Example 15: (S,E)-N-(4-((2,6-Diaminohexanamido)methoxy)-3-methoxybenzyl)-8-methylnon-6-enamide (31)



[00410] The title compound (31) is prepared as outlined above. Protected lysine is converted to compound 29 via conversion to the amide, followed by a Mannich conversion reaction.

Compound **29** is treated with thionyl chloride to give compound **30** which is O-alkylated with capsaicin (**1**) to provide the title compound (**31**) following deprotection.

Example 16: Solubility Assay

[00411] Compounds described herein are incubated at either 50 or 100 mg/mL in DI water followed by shaking for 24 hours. The solutions are then centrifuged and visually inspected for insoluble material.

Example 17: In Vitro (pH stability) Assay

[00412] Compounds are incubated in the buffer/biological media indicated (TRIS[®] obtained from Sigma-Aldrich, St. Louis, MO, USA, Catalog No. T1503). The reactions are conducted at either room temperature or 37 °C. Samples are collected at specific time points, transferred into a 0.1% HCl solution and analyzed by HPLC for formation of capsaicin and consumption of starting compound.

Example 18: Pharmacokinetic Assay - Plasma timecourse of test compounds following IM administration to Rat

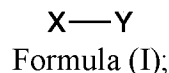
[00413] IM dosing: The test compounds are dissolved in saline and dosed via intramuscular injection into male Sprague-Dawley rats. Capsaicin is used as a positive control and the test compounds are dosed as the HCl salts. Test compounds are dosed as mg/kg body weight and are molar corrected to match the amount of capsaicin dosed. At specific time points (0.5h, 1h, 2h, 4h, 8h, 12h, 24h, 36h, 72h), blood samples are drawn, quenched into ACN (containing 0.5% formic acid), centrifuged at 14000 rpm @ rt and stored at -80 °C, until analysis. Samples are quantified via LC/MS/MS. Plasma concentration of capsaicin and prodrugs are recorded.

[00414] The examples and embodiments described herein are for illustrative purposes only and in some embodiments, various modifications or changes are to be included within the purview of the disclosure and scope of the appended claims.

CLAIMS

WHAT IS CLAIMED IS:

1. A compound having the structure of Formula (I):

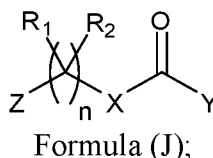


wherein:

Y is a phenolic TRPV1 agonist, wherein the hydrogen atom of the phenolic hydroxyl group is replaced by a covalent bond to -X;

X is an agent capable of being cleaved upon exposure to physiological conditions;

or a pharmaceutically acceptable salt, pharmaceutically acceptable solvate, or hydrate thereof; wherein the structure of Formula (I) is not a compound of Formula (J):



wherein:

Y is a phenolic TRPV1 agonist, wherein the hydrogen atom of the phenolic hydroxyl group is replaced by a covalent bond to -C(O)-X-(C(R₁)(R₂))_n-Z;

X is -C(R₁)(R₂)-, -O-, -N(R₅)-, or -S-;

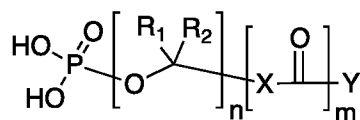
n is an integer from 1 to 10;

Z is -NR₃R₄ or -CO₂H;

R₅ is hydrogen, substituted or unsubstituted alkyl, or substituted or unsubstituted aryl, and each R₁ and R₂ is each independently hydrogen, substituted or unsubstituted alkyl, substituted or unsubstituted aryl, or substituted or unsubstituted acyl, or two R₁ or R₂ groups on adjacent carbon atoms, together with the carbon atoms to which they are attached, form a substituted or unsubstituted cycloalkyl group, or R₁ and R₅ groups on adjacent atoms, together with the atoms to which they are attached, form a substituted or unsubstituted heterocycloalkyl group; and

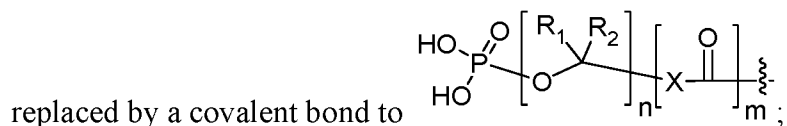
R₃ and R₄ is each independently hydrogen, substituted or unsubstituted alkyl, or substituted or unsubstituted aryl.

2. A compound having the structure of Formula (II):



wherein:

Y is a phenolic TRPV1 agonist, wherein the hydrogen atom of the phenolic hydroxyl group is



X is -O- or -N(R₃)-;

R₁ and R₂ are independently selected from hydrogen, unsubstituted or substituted C₁₋₆alkyl, unsubstituted or substituted C₃₋₈cycloalkyl, -C(=O)OR₄, and -C(=O)NR₃R₄;

R₃ and R₄ are each independently selected from hydrogen, unsubstituted or substituted C₁₋₆alkyl, and unsubstituted or substituted C₃₋₈cycloalkyl;

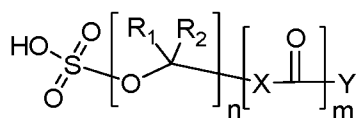
m is 0 or 1;

n is 0 or 1;

wherein when m is 0, then n is 1;

or a pharmaceutically acceptable salt, pharmaceutically acceptable solvate, or hydrate thereof.

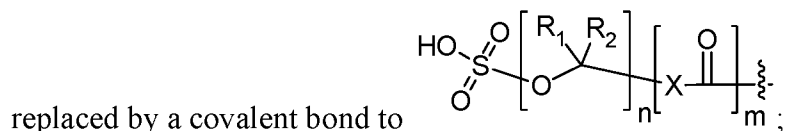
3. A compound having the structure of Formula (III):



Formula (III);

wherein:

Y is a phenolic TRPV1 agonist, wherein the hydrogen atom of the phenolic hydroxyl group is



X is -O- or -N(R₃)-;

R₁ and R₂ are independently selected from hydrogen, unsubstituted or substituted C₁₋₆alkyl, unsubstituted or substituted C₃₋₈cycloalkyl, -C(=O)OR₄, and -C(=O)NR₃R₄;

R₃ and R₄ are each independently selected from hydrogen, unsubstituted or substituted C₁₋₆alkyl, and unsubstituted or substituted C₃₋₈cycloalkyl;

m is 0 or 1;

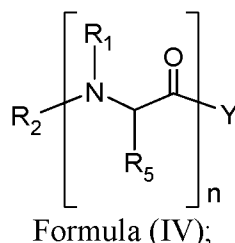
n is 0 or 1;

or a pharmaceutically acceptable salt, pharmaceutically acceptable solvate, or hydrate thereof.

4. The compound of claim 2 or claim 3, wherein m is 1.

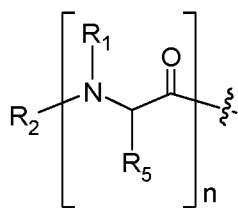
5. The compound of any one of claims 2-4, wherein X is -O-.

6. The compound of any one of claims 2-4, wherein X is -N(R₃)-
7. The compound of any one of claims 2-4, wherein X is NH.
8. The compound of claim 2 or claim 3, wherein m is 0.
9. The compound of any one of claims 2-8, wherein R₁ and R₂ are independently selected from hydrogen and unsubstituted C₁₋₆alkyl.
10. The compound of any one of claims 2-8, wherein R₁ and R₂ are hydrogen.
11. A compound having the structure of Formula (IV):



wherein:

Y is a phenolic TRPV1 agonist, wherein the hydrogen atom of the phenolic hydroxyl group is



replaced by a covalent bond to

each R₁ is independently selected from hydrogen, unsubstituted or substituted C₁₋₆alkyl, unsubstituted or substituted C₃₋₈cycloalkyl, and -C(=O)R₃;

R₂ is selected from hydrogen, unsubstituted or substituted C₁₋₆alkyl, unsubstituted or substituted C₃₋₈cycloalkyl, and -C(O)R₄;

R₃ is hydrogen, or unsubstituted or substituted C₁₋₆alkyl;

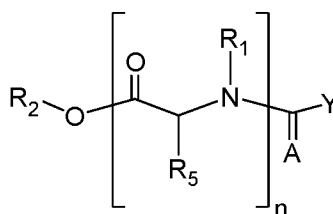
R₄ is hydrogen, or unsubstituted or substituted C₁₋₆alkyl;

each R₅ is independently selected from unsubstituted C₁₋₆alkyl, -C₁₋₆alkyl-OH, -C₁₋₆alkyl-SH, -C₁₋₆alkyl-C(=O)OH, -C₁₋₆alkyl-C(=O)NH₂, -C₁₋₆alkyl-NH₂, -C₁₋₆alkyl-N(H)C(=NH)NH₂, -C₁₋₆alkyl-(phenyl), -C₁₋₆alkyl-(4-hydroxyphenyl), and -C₁₋₆alkyl-(heteroaryl);

n is 1 or 2;

or a pharmaceutically acceptable salt, pharmaceutically acceptable solvate, or hydrate thereof.

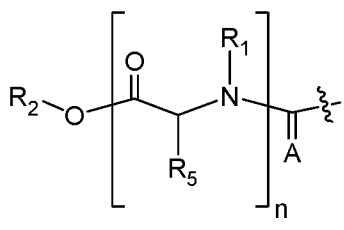
12. A compound having the structure of Formula (V):



Formula (V);

wherein:

Y is a phenolic TRPV1 agonist, wherein the hydrogen atom of the phenolic hydroxyl group is



replaced by a covalent bond to

A is O or S;

each R₁ is independently selected from hydrogen, unsubstituted or substituted C₁₋₆alkyl, and unsubstituted or substituted C₃₋₈cycloalkyl;

R₂ is selected from hydrogen, unsubstituted or substituted C₁₋₆alkyl, and unsubstituted or substituted C₃₋₈cycloalkyl;

each R₅ is independently selected from unsubstituted C₁₋₆alkyl, -C₁₋₆alkyl-OH, -C₁₋₆alkyl-SH, -C₁₋₆alkyl-SCH₃, -C₁₋₆alkyl-C(=O)OH, -C₁₋₆alkyl-C(=O)NH₂, -C₁₋₆alkyl-NH₂, -C₁₋₆alkyl-N(H)C(=NH)NH₂, -C₁₋₆alkyl-(phenyl), -C₁₋₆alkyl-(4-hydroxyphenyl), and -C₁₋₆alkyl-(heteroaryl); and

n is 1 or 2;

or a pharmaceutically acceptable salt, pharmaceutically acceptable solvate, or hydrate thereof.

13. The compound of claim 12, wherein A is O.

14. The compound of any one of claims 11-13, wherein R₅ is independently selected from unsubstituted C₁₋₆alkyl, -C₁₋₆alkyl-OH, -C₁₋₆alkyl-C(=O)OH, -C₁₋₆alkyl-C(=O)NH₂, -C₁₋₆alkyl-N(H)C(=NH)NH₂, -C₁₋₆alkyl-(phenyl), -C₁₋₆alkyl-(4-hydroxyphenyl), and -C₁₋₆alkyl-(heteroaryl).

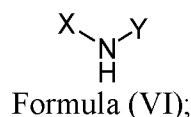
15. The compound of any one of claims 11-14, wherein R₁ and R₂ are independently selected from hydrogen and unsubstituted C₁₋₆alkyl.

16. The compound of any one of claims 11-14, wherein R₁ and R₂ are hydrogen.

17. The compound of any one of claims 11-16, wherein n is 1.

18. The compound of any one of claims 11-16, wherein n is 2.

19. A compound having the structure of Formula (VI):



wherein:

Y is a phenolic TRPV1 agonist, wherein the hydrogen atom of the phenolic hydroxyl group is

replaced by a covalent bond to $\begin{array}{c} \text{X}-\text{N}-\xi \\ | \\ \text{H} \end{array}$;

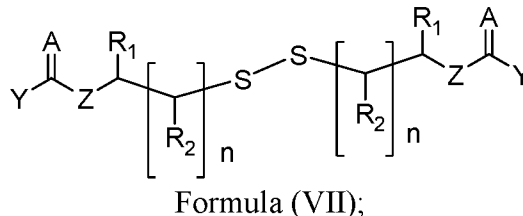
X is -P(O)(OH)₂, -S(O)₂OH, or -C(=O)R₁;

R₁ is selected from hydrogen, unsubstituted or substituted C₁₋₆alkyl, unsubstituted or substituted C₃₋₈cycloalkyl, aryl, heteroaryl, PEG, and -CH(NH₂)R₅; and

R₅ is hydrogen, unsubstituted C₁₋₆alkyl, -C₁₋₆alkyl-OH, -C₁₋₆alkyl-SH, -C₁₋₆alkyl-SCH₃, -C₁₋₆alkyl-C(=O)OH, -C₁₋₆alkyl-C(=O)NH₂, -C₁₋₆alkyl-NH₂, -C₁₋₆alkyl-N(H)C(=NH)NH₂, -C₁₋₆alkyl-(phenyl), -C₁₋₆alkyl-(4-hydroxyphenyl), or -C₁₋₆alkyl-(heteroaryl);

or a pharmaceutically acceptable salt, pharmaceutically acceptable solvate, or hydrate thereof.

20. A compound having the structure of Formula (VII):



wherein:

Y is a phenolic TRPV1 agonist, wherein the hydrogen atom of the phenolic hydroxyl group is

replaced by a covalent bond to $\begin{array}{c} \text{A} \\ \parallel \\ \xi-\text{C}-\text{Z}-\text{CH}(\text{R}_1)-\left[\text{CH}_2(\text{R}_2)\right]_n-\text{S}-\text{S}-\left[\text{CH}_2(\text{R}_2)\right]_n-\text{CH}(\text{R}_1)-\text{Z}-\text{C}(=\text{A})-\xi \end{array}$;

each A is independently O or S;

each Z is independently -O- or -N(R₃)-;

each R₁ and R₂ are independently selected from hydrogen, unsubstituted or substituted C₁₋₆alkyl, unsubstituted or substituted C₃₋₈cycloalkyl, -C(=O)OR₄, and -C(=O)NR₄R₅;

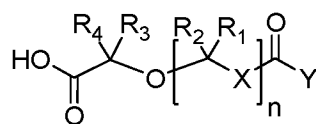
each R₃ is independently selected from hydrogen, unsubstituted or substituted C₁₋₆alkyl, and unsubstituted or substituted C₃₋₈cycloalkyl;

each R₄ and R₅ are independently unsubstituted or substituted C₁₋₆alkyl;

each n is independently 1, 2, 3, 4, or 5;

or a pharmaceutically acceptable salt, pharmaceutically acceptable solvate, or hydrate thereof.

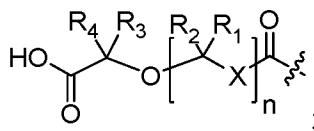
21. The compound of claim 20, wherein each A is O.
22. The compound of claim 20 or claim 21, wherein each Z is -O-.
23. The compound of claim 20 or claim 21, wherein each Z is -N(R₃)-.
24. The compound of claim 23, wherein each R₃ is independently hydrogen or unsubstituted C₁₋₆alkyl.
25. The compound of any one of claims 20-24, wherein each R₁ and R₂ are independently selected from hydrogen, and unsubstituted or substituted C₁₋₆alkyl.
26. The compound of any one of claims 20-25, wherein each n is 1.
27. The compound of any one of claims 20-25, wherein each n is 2.
28. A compound having the structure of Formula (VIII):



Formula (VIII);

wherein:

Y is a phenolic TRPV1 agonist, wherein the hydrogen atom of the phenolic hydroxyl group is



replaced by a covalent bond to

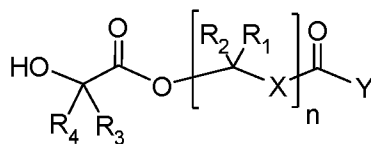
X is -O- or -N(R₅)-;

R₁, R₂, R₃, R₄, and R₅ are independently selected from hydrogen, unsubstituted or substituted C₁₋₆alkyl, unsubstituted or substituted C₃₋₈cycloalkyl, and unsubstituted or substituted C₂₋₈heterocycloalkyl;

n is 0 or 1;

or a pharmaceutically acceptable salt, pharmaceutically acceptable solvate, or hydrate thereof.

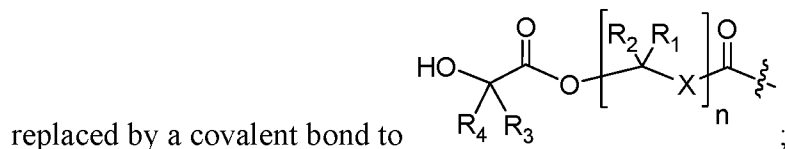
29. A compound having the structure of Formula (IX):



Formula (IX);

wherein:

Y is a phenolic TRPV1 agonist, wherein the hydrogen atom of the phenolic hydroxyl group is



X is -O- or -N(R₅)-;

R₁, R₂, R₃, R₄, and R₅ are independently selected from hydrogen, unsubstituted or substituted C₁₋₆alkyl, unsubstituted or substituted C₃₋₈cycloalkyl, and unsubstituted or substituted C₂₋₈heterocycloalkyl;

n is 0 or 1;

or a pharmaceutically acceptable salt, pharmaceutically acceptable solvate, or hydrate thereof.

30. The compound of claim 28 or claim 29, wherein R₃ and R₄ are hydrogen.

31. The compound of any one of claims 28-30, wherein n is 1.

32. The compound of any one of claims 28-31, wherein X is -O-.

33. The compound of any one of claims 28-31, wherein X is -N(R₅)-.

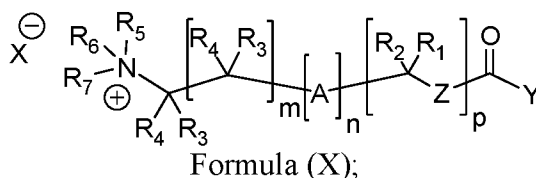
34. The compound of any one of claims 28-31, wherein X is -NH-.

35. The compound of any one of claims 28-34, wherein R₁ and R₂ are independently selected from hydrogen and unsubstituted C₁₋₆alkyl.

36. The compound of any one of claims 28-34, wherein R₁ and R₂ are hydrogen.

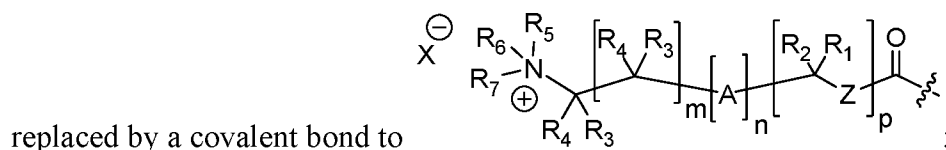
37. The compound of any one of claims 28-30, wherein n is 0.

38. A compound having the structure of Formula (X):



wherein:

Y is a phenolic TRPV1 agonist, wherein the hydrogen atom of the phenolic hydroxyl group is



X[⊖] is a counterion;

A is selected from -N(R₈)-, -C(O)N(R₈)-, -N(R₈)C(O)-, -C(O)O-, -OC(O)-, and -O-;

Z is -O- or -N(R₈)-;

each R_1 , R_2 , R_3 , R_4 , and R_8 are independently selected from hydrogen, unsubstituted or substituted C_{1-6} alkyl, unsubstituted or substituted C_{3-8} cycloalkyl, and unsubstituted or substituted C_{2-8} heterocycloalkyl;

R_5 , R_6 , and R_7 are independently selected from unsubstituted C_{1-6} alkyl;

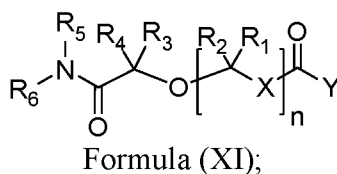
m is 0, 1, 2, 3, 4, 5, 6, 7, 8, 9, or 10;

n is 0 or 1;

p is 0 or 1;

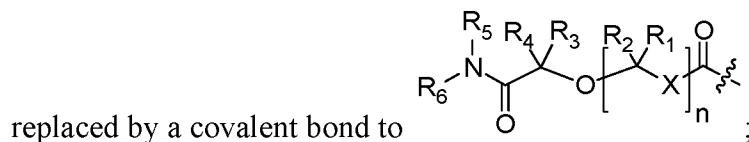
or a pharmaceutically acceptable salt, pharmaceutically acceptable solvate, or hydrate thereof.

39. The compound of claim 38, wherein R_3 and R_4 are hydrogen.
40. The compound of claim 38 or claim 39, wherein p is 1.
41. The compound of any one of claims 38-40, wherein Z is $-O-$.
42. The compound of any one of claims 38-40, wherein Z is $-N(R_8)-$.
43. The compound of any one of claims 38-40, wherein Z is $-NH-$.
44. The compound of any one of claims 38-43, wherein n is 1.
45. The compound of any one of claims 38-44, wherein A is $-O-$.
46. The compound of any one of claims 38-44, wherein A is $-OC(O)-$.
47. The compound of any one of claims 38-44, wherein A is $-C(O)O-$.
48. The compound of any one of claims 38-44, wherein A is $-N(R_8)C(O)-$.
49. The compound of any one of claims 38-44, wherein A is $-C(O)N(R_8)-$.
50. The compound of any one of claims 38-43, wherein n is 0.
51. The compound of any one of claims 38-50, wherein R_1 and R_2 are independently selected from hydrogen and unsubstituted C_{1-6} alkyl.
52. The compound of any one of claims 38-50, wherein R_1 and R_2 are hydrogen.
53. The compound of claim 38 or claim 39, wherein p is 0.
54. The compound of any one of claims 38-53, wherein R_5 , R_6 , and R_7 are each $-CH_3$.
55. A compound having the structure of Formula (XI):



wherein:

Y is a phenolic TRPV1 agonist, wherein the hydrogen atom of the phenolic hydroxyl group is



X is -O- or -N(R₇)-;

each R₁ and R₂ are independently selected from hydrogen, unsubstituted or substituted C₁₋₆alkyl, unsubstituted or substituted C₃₋₈cycloalkyl, and unsubstituted or substituted C₂₋₈heterocycloalkyl;

R₃, R₄, R₅, R₆, and R₇ are independently selected from hydrogen, unsubstituted or substituted C₁₋₆alkyl, unsubstituted or substituted C₃₋₈cycloalkyl, and unsubstituted or substituted C₂₋₈heterocycloalkyl;

n is 0 or 1;

or a pharmaceutically acceptable salt, pharmaceutically acceptable solvate, or hydrate thereof.

56. The compound of claim 55, wherein R₃ and R₄ are independently selected from hydrogen and unsubstituted C₁₋₆alkyl.

57. The compound of claim 55 or claim 56, wherein n is 1.

58. The compound of any one of claims 55-57, wherein X is -O-.

59. The compound of any one of claims 55-57, wherein X is -N(R₇)-.

60. The compound of any one of claims 55-57, wherein X is NH.

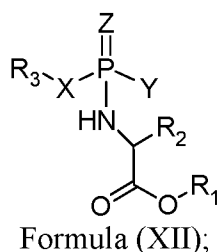
61. The compound of any one of claims 55-60, wherein R₁ and R₂ are independently selected from hydrogen and unsubstituted C₁₋₆alkyl.

62. The compound of any one of claims 55-60, wherein R₁ and R₂ are hydrogen.

63. The compound of claim 55 or claim 56, wherein n is 0.

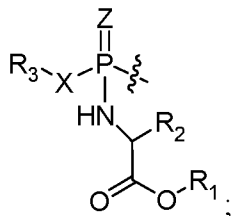
64. The compound of any one of claims 55-63, wherein R₅ and R₆ are independently selected from hydrogen and unsubstituted C₁₋₆alkyl.

65. A compound having the structure of Formula (XII):



wherein:

Y is a phenolic TRPV1 agonist, wherein the hydrogen atom of the phenolic hydroxyl group is



replaced by a covalent bond to

X is -O- or -N(R₄)-;

Z is O or S;

R₁, R₂, R₃, and R₄ are independently selected from hydrogen, unsubstituted or substituted C₁₋₆alkyl, unsubstituted or substituted C₃₋₈cycloalkyl, and unsubstituted or substituted C₂₋₈heterocycloalkyl;

or a pharmaceutically acceptable salt, pharmaceutically acceptable solvate, or hydrate thereof.

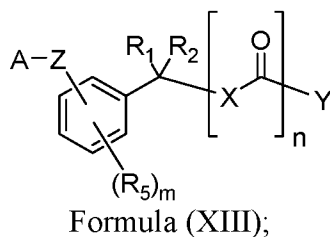
66. The compound of claim 65, wherein Z is O.

67. The compound of claim 65, wherein Z is S.

68. The compound of any one of claims 65-67, wherein X is -O-.

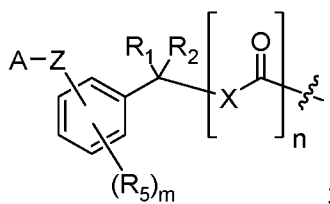
69. The compound of any one of claims 65-68, wherein R₁, R₂, and R₃ are independently selected from hydrogen and unsubstituted or substituted C₁₋₆alkyl.

70. A compound having the structure of Formula (XIII):



wherein:

Y is a phenolic TRPV1 agonist, wherein the hydrogen atom of the phenolic hydroxyl group is



replaced by a covalent bond to

A is -P(O)(OH)₂, -S(O)₂OH, or -C(=O)CH(NH₂)R₈;

X is -O- or -N(R₃)-;

Z is -O- or -N(R₄)-;

R₁, R₂, R₃, and R₄ are independently selected from hydrogen, unsubstituted or substituted C₁₋₆alkyl, unsubstituted or substituted C₃₋₈cycloalkyl, and unsubstituted or substituted C₂₋₈heterocycloalkyl;

each R_5 is independently selected from halogen, -CN, -NO₂, C₁₋₆alkyl, C₁₋₆haloalkyl, C₁₋₆heteroalkyl, C₁₋₆alkoxy, C₃₋₈cycloalkyl, C₂₋₈heterocycloalkyl, aryl, heteroaryl, -C(O)R₆, -CO₂R₆, -C(O)NR₆R₇, -SO₂R₆, and -SO₂NR₆R₇;

R_6 and R_7 are independently selected from hydrogen and C₁₋₆alkyl;

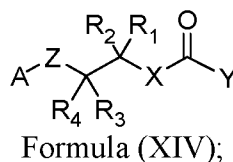
R_8 is hydrogen, unsubstituted C₁₋₆alkyl, -C₁₋₆alkyl-OH, -C₁₋₆alkyl-SH, -C₁₋₆alkyl-SCH₃, -C₁₋₆alkyl-C(=O)OH, -C₁₋₆alkyl-C(=O)NH₂, -C₁₋₆alkyl-NH₂, -C₁₋₆alkyl-N(H)C(=NH)NH₂, -C₁₋₆alkyl-(phenyl), -C₁₋₆alkyl-(4-hydroxyphenyl), or -C₁₋₆alkyl-(heteroaryl);

m is 0, 1, 2, 3, or 4; and

n is 0 or 1;

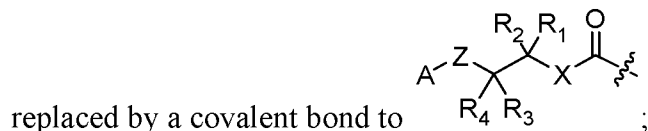
or a pharmaceutically acceptable salt, pharmaceutically acceptable solvate, or hydrate thereof.

71. The compound of claim 70, wherein n is 1.
72. The compound of claim 71, wherein X is -O-.
73. The compound of of claim 71, wherein X is -N(R₃)-
74. The compound of of claim 71, wherein X is NH.
75. The compound of any one of claims 70-74, wherein R_1 and R_2 are independently selected from hydrogen and unsubstituted C₁₋₆alkyl.
76. The compound of any one of claims 70-74, wherein R_1 and R_2 are hydrogen.
77. The compound of claim 70, wherein n is 0.
78. The compound of claim 77, wherein R_1 and R_2 are hydrogen.
79. The compound of any one of claims 70-78, wherein Z is -O-.
80. The compound of any one of claims 70-78, wherein Z is -N(R₄)-
81. The compound of any one of claims 70-78, wherein Z is NH.
82. The compound of any one of claims 70-81, wherein A is -P(O)(OH)₂.
83. The compound of any one of claims 70-81, wherein A is -S(O)₂OH
84. The compound of any one of claims 70-81, wherein A is -C(=O)CH(NH₂)R₈.
85. The compound of any one of claims 70-84, wherein m is 0.
86. A compound having the structure of Formula (XIV):



wherein:

Y is a phenolic TRPV1 agonist, wherein the hydrogen atom of the phenolic hydroxyl group is



A is -P(O)(OH)₂, -S(O)₂OH, or -C(=O)CH(NH₂)R₈;

X is -O- or -N(R₅)-;

Z is -O- or -N(R₆)-;

R₁, R₂, R₃, R₄, R₅, and R₆ are independently selected from hydrogen, unsubstituted or substituted C₁₋₆alkyl, unsubstituted or substituted C₃₋₈cycloalkyl, and unsubstituted or substituted C₂₋₈heterocycloalkyl; or R₂, R₃, R₄, and R₆ are independently selected from hydrogen, unsubstituted or substituted C₁₋₆alkyl, unsubstituted or substituted C₃₋₈cycloalkyl, and unsubstituted or substituted C₂₋₈heterocycloalkyl, and R₁ and R₅ groups on adjacent atoms, together with the atoms to which they are attached, form a substituted or unsubstituted C₂₋₈heterocycloalkyl group; and

R₈ is hydrogen, unsubstituted C₁₋₆alkyl, -C₁₋₆alkyl-OH, -C₁₋₆alkyl-SH, -C₁₋₆alkyl-SCH₃, -C₁₋₆alkyl-C(=O)OH, -C₁₋₆alkyl-C(=O)NH₂, -C₁₋₆alkyl-NH₂, -C₁₋₆alkyl-N(H)C(=NH)NH₂, -C₁₋₆alkyl-(phenyl), -C₁₋₆alkyl-(4-hydroxyphenyl), or -C₁₋₆alkyl-(heteroaryl);

or a pharmaceutically acceptable salt, pharmaceutically acceptable solvate, or hydrate thereof.

87. The compound of claim 86, wherein X is -N(R₅)-.

88. The compound of claim 86 or claim 87, wherein Z is -N(R₆)-.

89. The compound of any one of claims 86-88, wherein R₂, R₃, R₄, and R₆ are independently selected from hydrogen, and unsubstituted or substituted C₁₋₆alkyl, and R₁ and R₅ groups on adjacent atoms, together with the atoms to which they are attached, form a substituted or unsubstituted C₂₋₈heterocycloalkyl group.

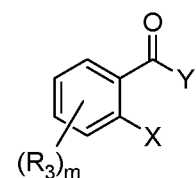
90. The compound of any one of claims 86-88, wherein R₁, R₂, R₃, R₄, R₅, and R₆ are independently selected from hydrogen and unsubstituted or substituted C₁₋₆alkyl.

91. The compound of any one of claims 86-90, wherein A is -P(O)(OH)₂.

92. The compound of any one of claims 86-90, wherein A is -S(O)₂OH.

93. The compound of any one of claims 86-90, wherein A is -C(=O)CH(NH₂)R₈.

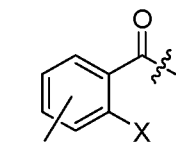
94. A compound having the structure of Formula (XV):



Formula (XV);

wherein:

Y is a phenolic TRPV1 agonist, wherein the hydrogen atom of the phenolic hydroxyl group is



replaced by a covalent bond to $(R_3)_m$;

X is $-\text{OS}(\text{O})_2\text{OH}$, $-\text{OS}(\text{O})_2\text{NHR}_1$, $-\text{N}(\text{R}_1)\text{S}(\text{O})_2\text{NHR}_2$, $-\text{OC}(\text{O})\text{NHR}_1$, $-\text{N}(\text{R}_1)\text{C}(\text{O})\text{NHR}_2$, $\text{C}(\text{R}_1)(\text{R}_2)\text{OH}$, $-\text{OP}(\text{O})(\text{OR}_1)\text{OH}$, $-\text{N}(\text{R}_1)\text{P}(\text{O})(\text{OR}_2)\text{OH}$, $-\text{OP}(\text{O})(\text{OR}_1)\text{NHR}_2$, or $-\text{N}(\text{R}_1)\text{P}(\text{O})(\text{OR}_1)\text{NHR}_1$;

R_1 and R_2 are independently selected from hydrogen, unsubstituted or substituted C_{1-6} alkyl, unsubstituted or substituted C_{3-8} cycloalkyl, and unsubstituted or substituted C_{2-8} heterocycloalkyl;

each R_3 is independently selected from halogen, $-\text{OH}$, $-\text{CN}$, $-\text{NO}_2$, $-\text{NR}_6\text{R}_7$, C_{1-6} alkyl, C_{1-6} haloalkyl, C_{1-6} heteroalkyl, C_{1-6} alkoxy, C_{3-8} cycloalkyl, C_{2-8} heterocycloalkyl, aryl, heteroaryl, $-\text{C}(\text{O})\text{R}_6$, $-\text{CO}_2\text{R}_6$, $-\text{C}(\text{O})\text{NR}_6\text{R}_7$, $-\text{SO}_2\text{R}_6$, and $-\text{SO}_2\text{NR}_6\text{R}_7$;

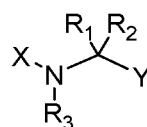
R_6 and R_7 are independently selected from hydrogen and C_{1-6} alkyl;

m is 0, 1, 2, 3, or 4;

or a pharmaceutically acceptable salt, pharmaceutically acceptable solvate, or hydrate thereof.

95. The compound of claim 94, wherein m is 0.

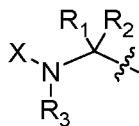
96. A compound having the structure of Formula (XVI):



Formula (XVI);

wherein:

Y is a phenolic TRPV1 agonist, wherein the hydrogen atom of the phenolic hydroxyl group is



replaced by a covalent bond to $(R_3)_m$;

X is $-\text{P}(\text{O})(\text{OH})_2$, $-\text{S}(\text{O})_2\text{OH}$, or $-\text{C}(=\text{O})\text{CH}(\text{NH}_2)\text{R}_8$;

R_1 , R_2 , and R_3 are independently selected from hydrogen, unsubstituted or substituted C_{1-6} alkyl, unsubstituted or substituted C_{3-8} cycloalkyl, and unsubstituted or substituted C_{2-8} heterocycloalkyl; and

R_8 is hydrogen, unsubstituted C_{1-6} alkyl, $-\text{C}_{1-6}\text{alkyl}-\text{OH}$, $-\text{C}_{1-6}\text{alkyl}-\text{SH}$, $-\text{C}_{1-6}\text{alkyl}-\text{SCH}_3$, $-\text{C}_{1-6}\text{alkyl}-\text{C}(=\text{O})\text{OH}$, $-\text{C}_{1-6}\text{alkyl}-\text{C}(=\text{O})\text{NH}_2$, $-\text{C}_{1-6}\text{alkyl}-\text{NH}_2$, $-\text{C}_{1-6}\text{alkyl}-\text{N}(\text{H})\text{C}(=\text{NH})\text{NH}_2$, $-\text{C}_{1-6}\text{alkyl}-(\text{phenyl})$, $-\text{C}_{1-6}\text{alkyl}-(4\text{-hydroxyphenyl})$, or $-\text{C}_{1-6}\text{alkyl}-(\text{heteroaryl})$;

or a pharmaceutically acceptable salt, pharmaceutically acceptable solvate, or hydrate thereof.

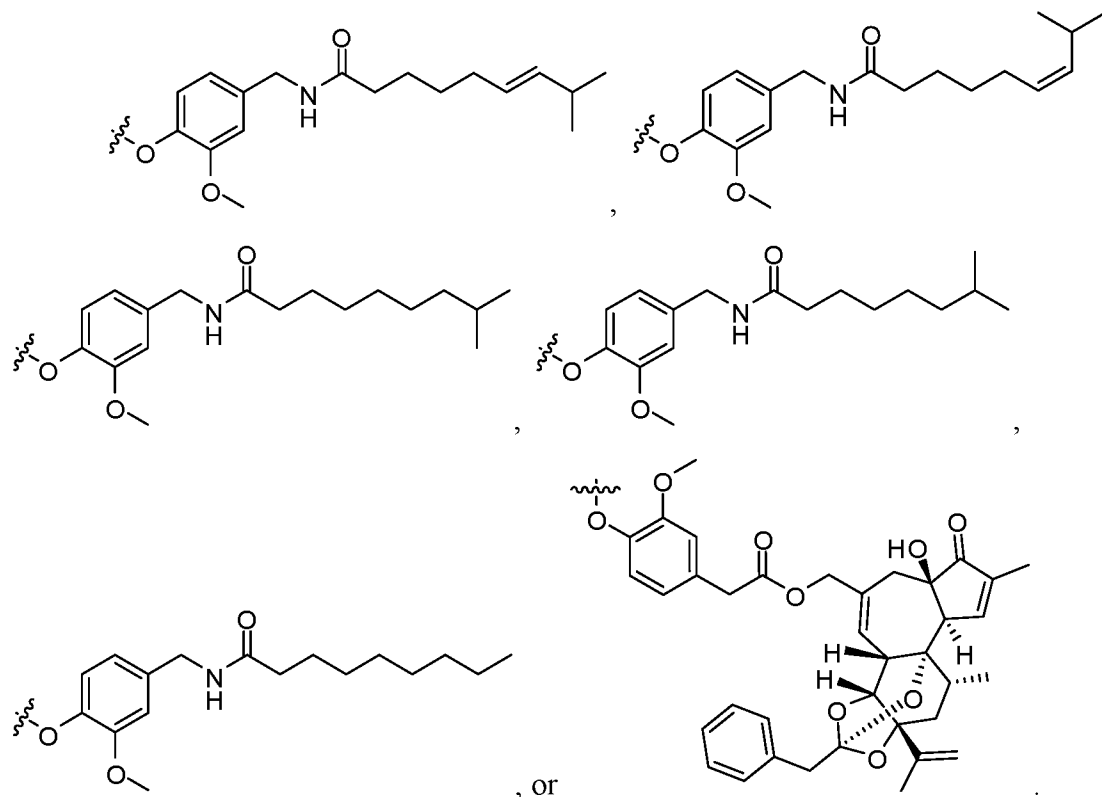
97. The compound of claim 96, wherein R_1 , R_2 , and R_3 are independently selected from hydrogen and unsubstituted C_{1-6} alkyl.

98. The compound of claim 96 or claim 97, wherein X is $-P(O)(OH)_2$.

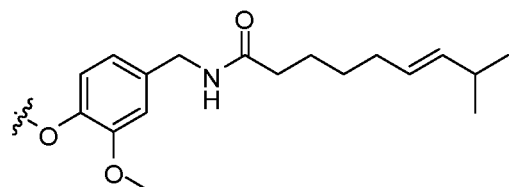
99. The compound of claim 96 or claim 97, wherein X is $-S(O)_2OH$.

100. The compound of claim 96 or claim 97, wherein X is $-C(=O)CH(NH_2)R_8$.

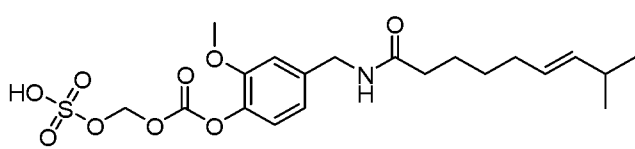
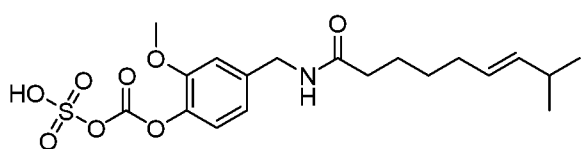
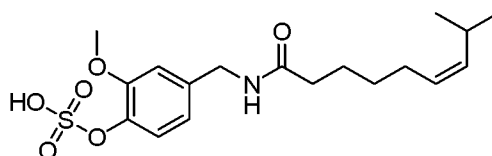
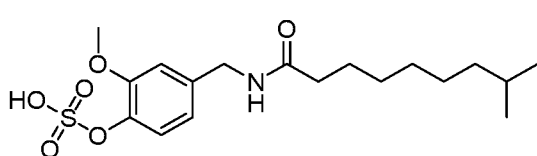
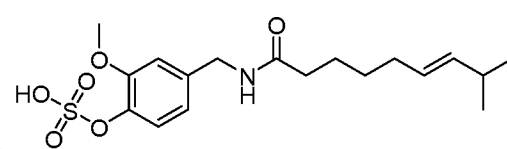
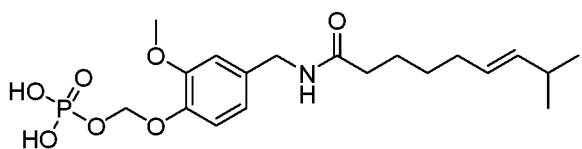
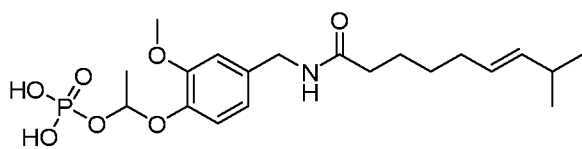
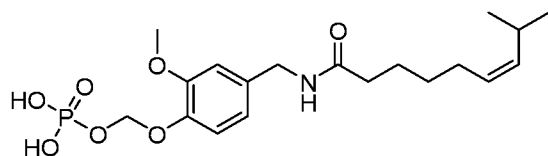
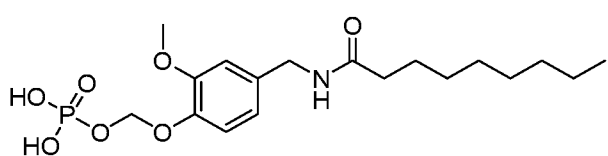
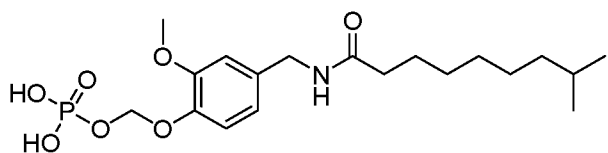
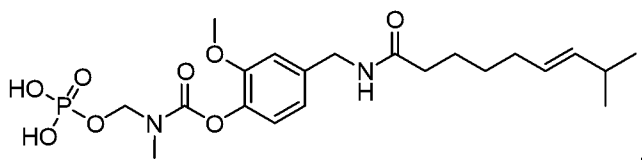
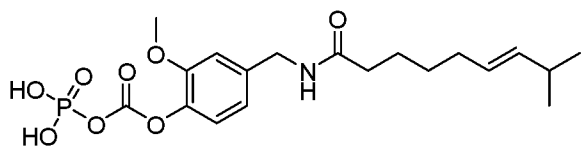
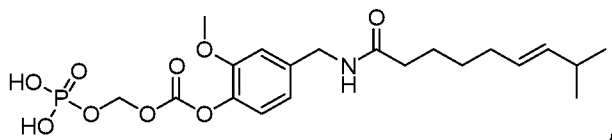
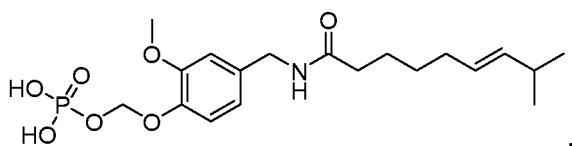
101. The compound of any one of claims 1-100, wherein Y is

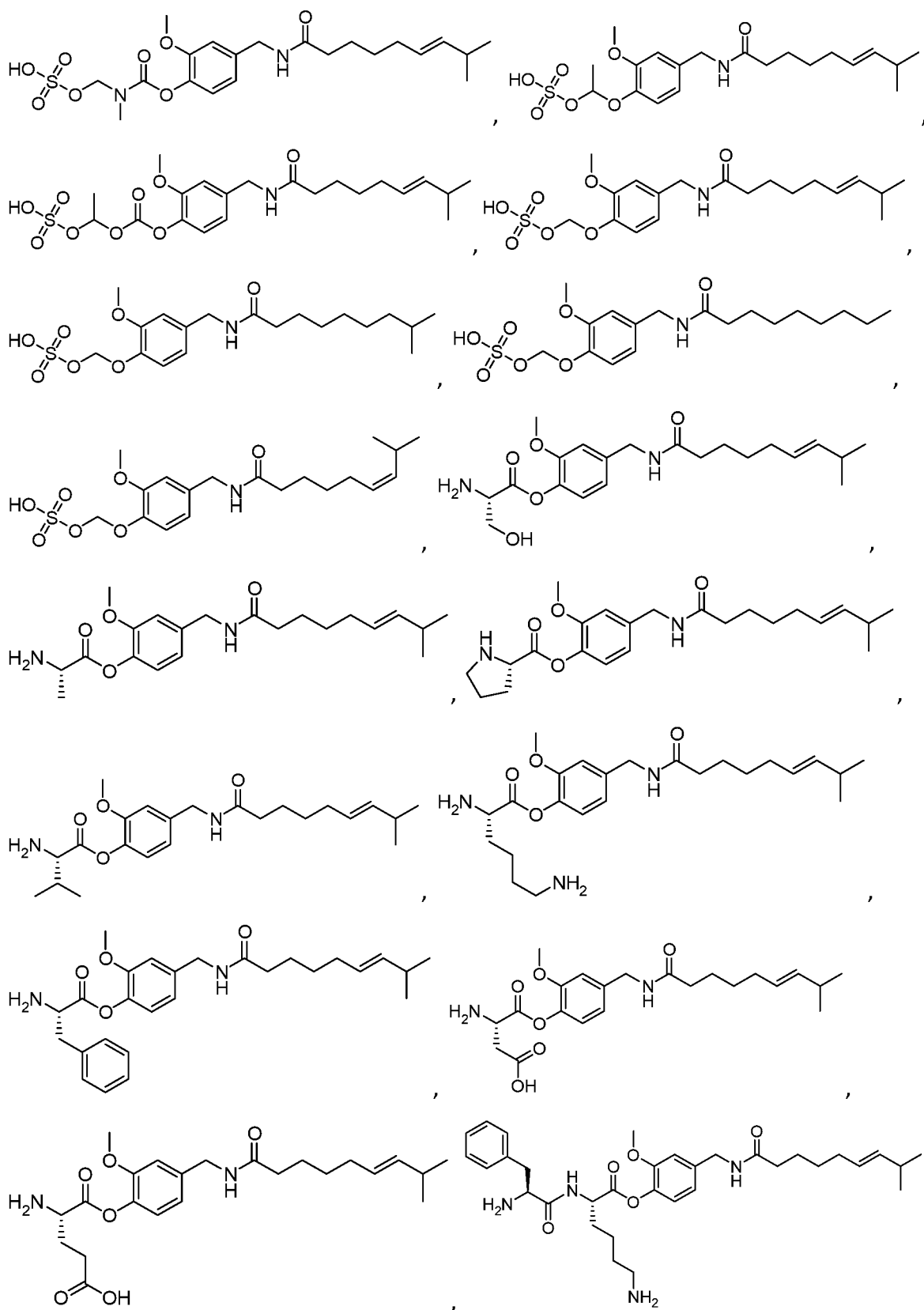


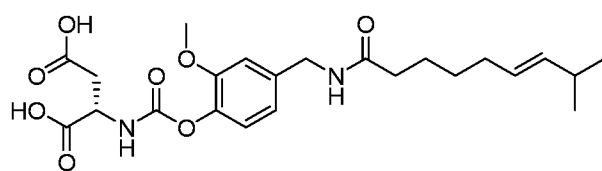
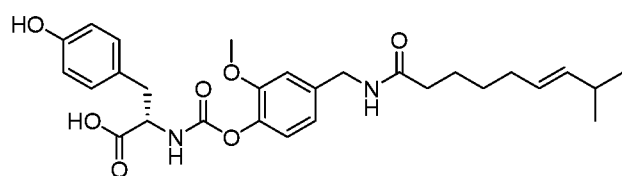
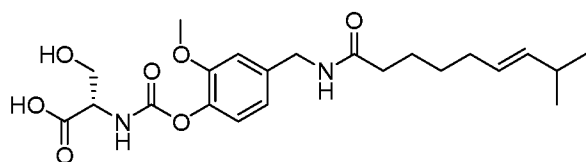
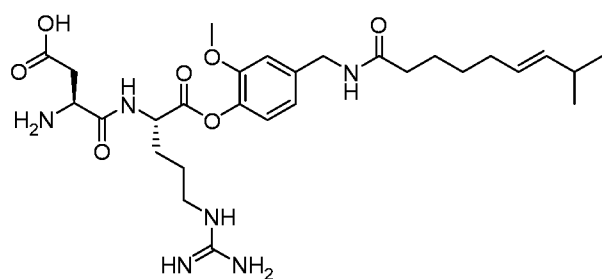
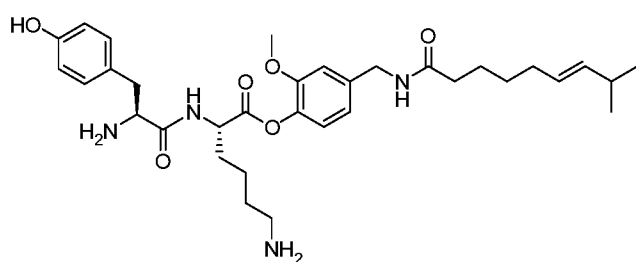
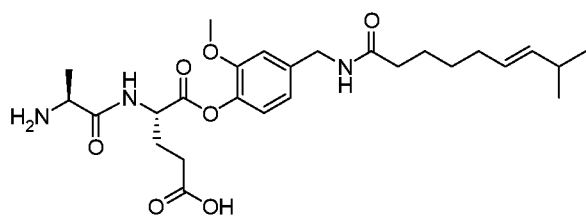
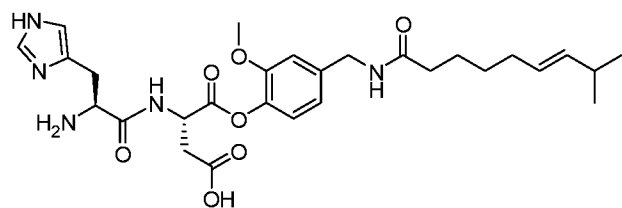
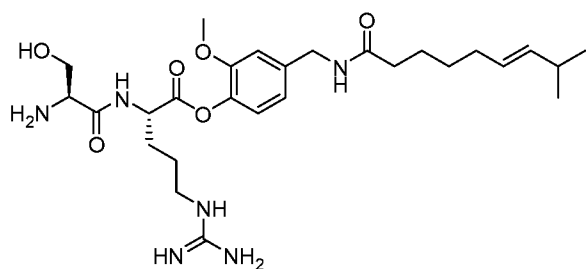
102. The compound of any one of claims 1-100, wherein Y is

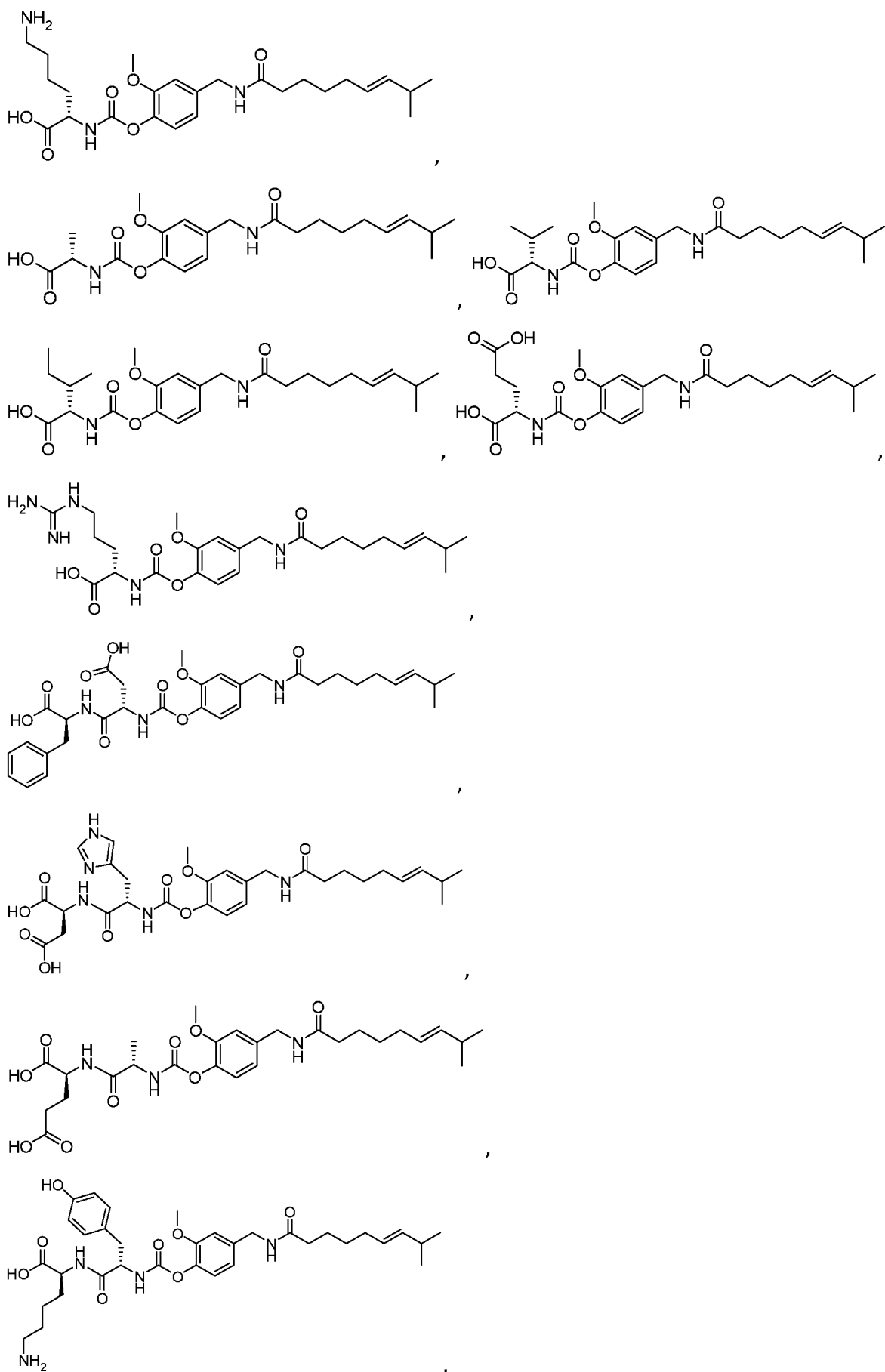


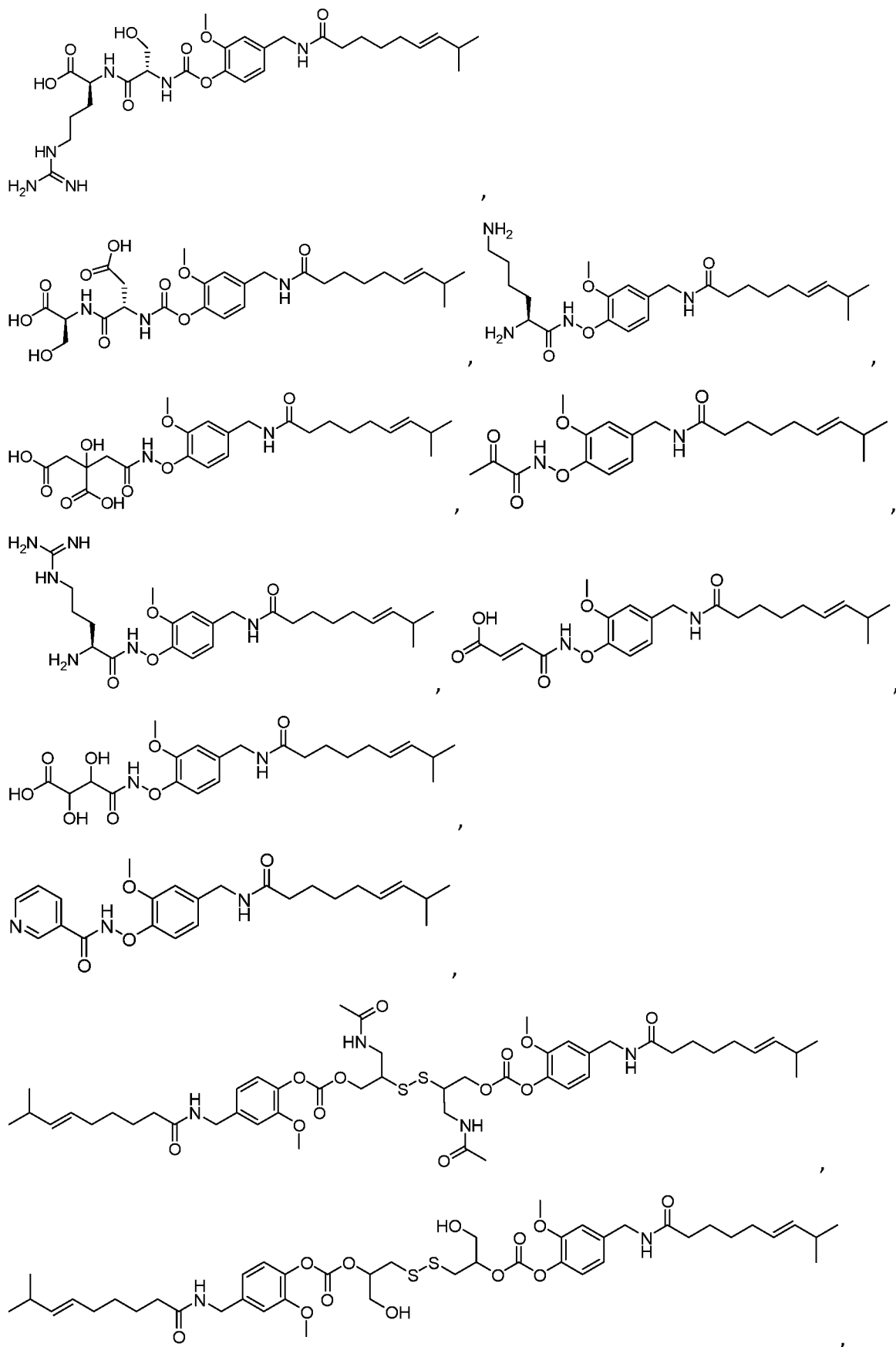
103. The compound of claim 1, or a pharmaceutically acceptable salt, pharmaceutically acceptable solvate, or hydrate thereof, having the structure:

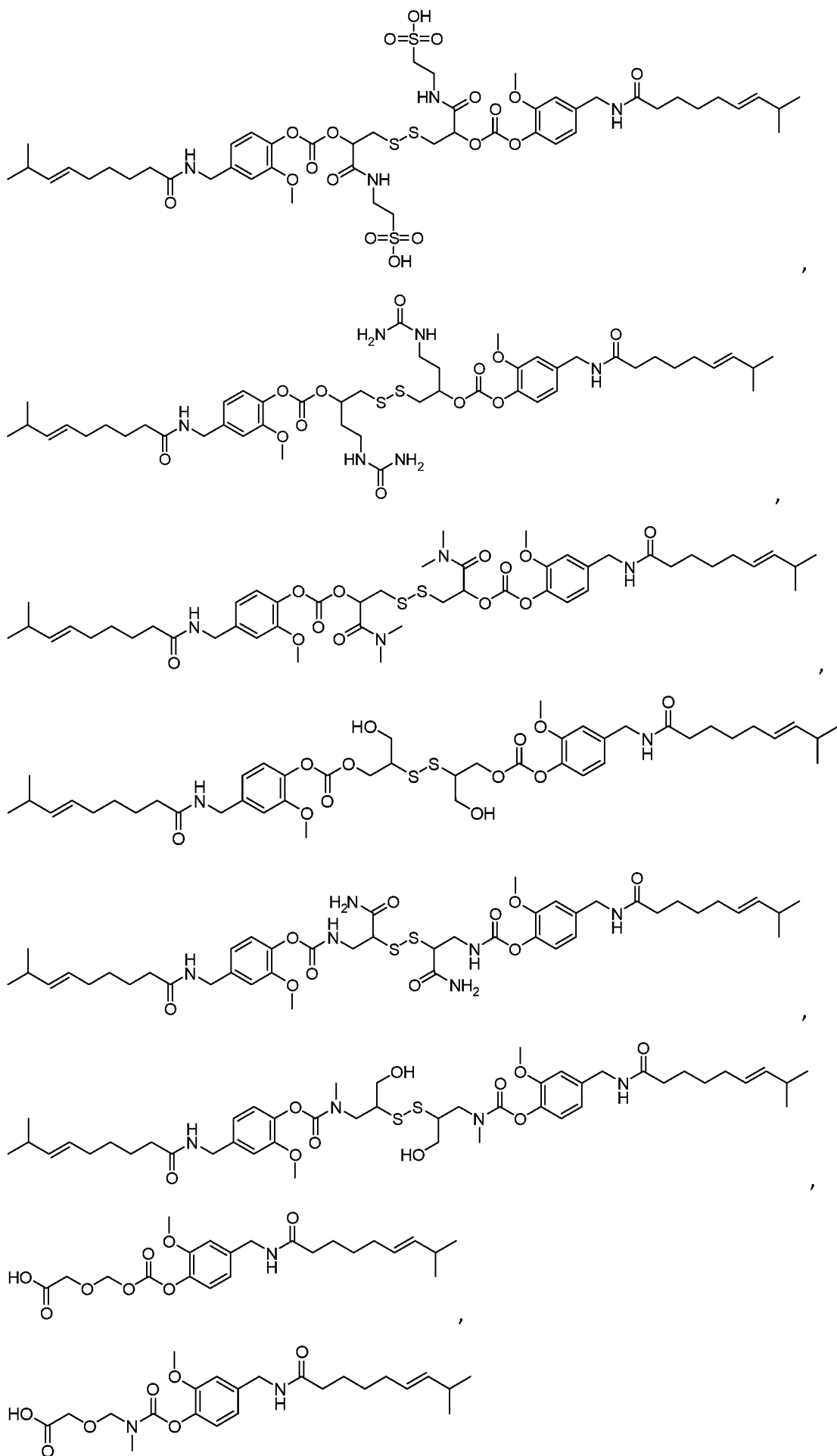


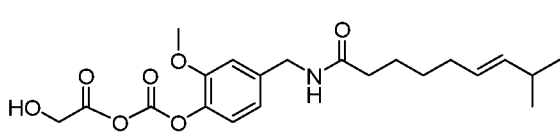
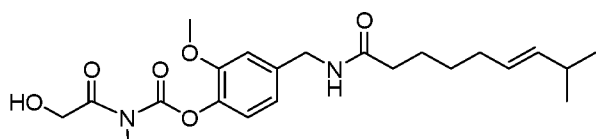
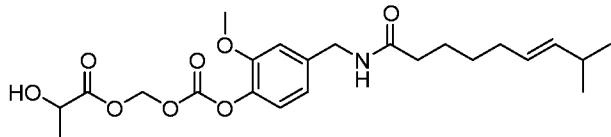
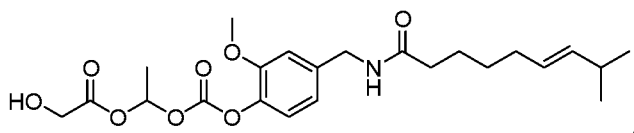
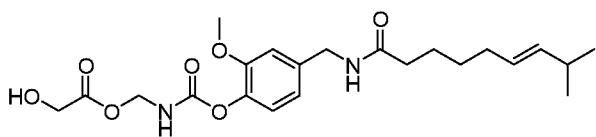
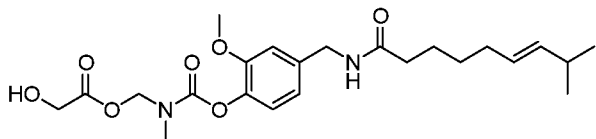
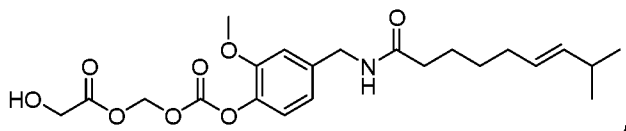
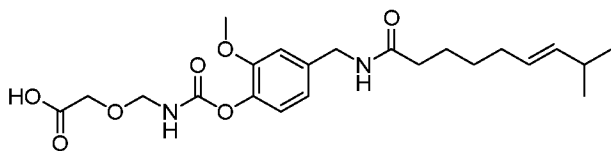
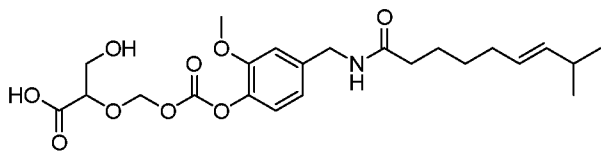
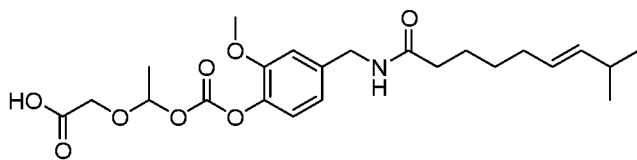
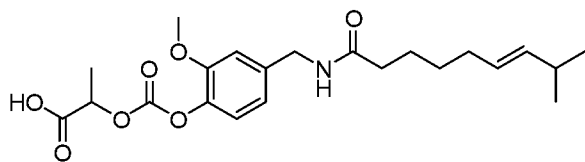


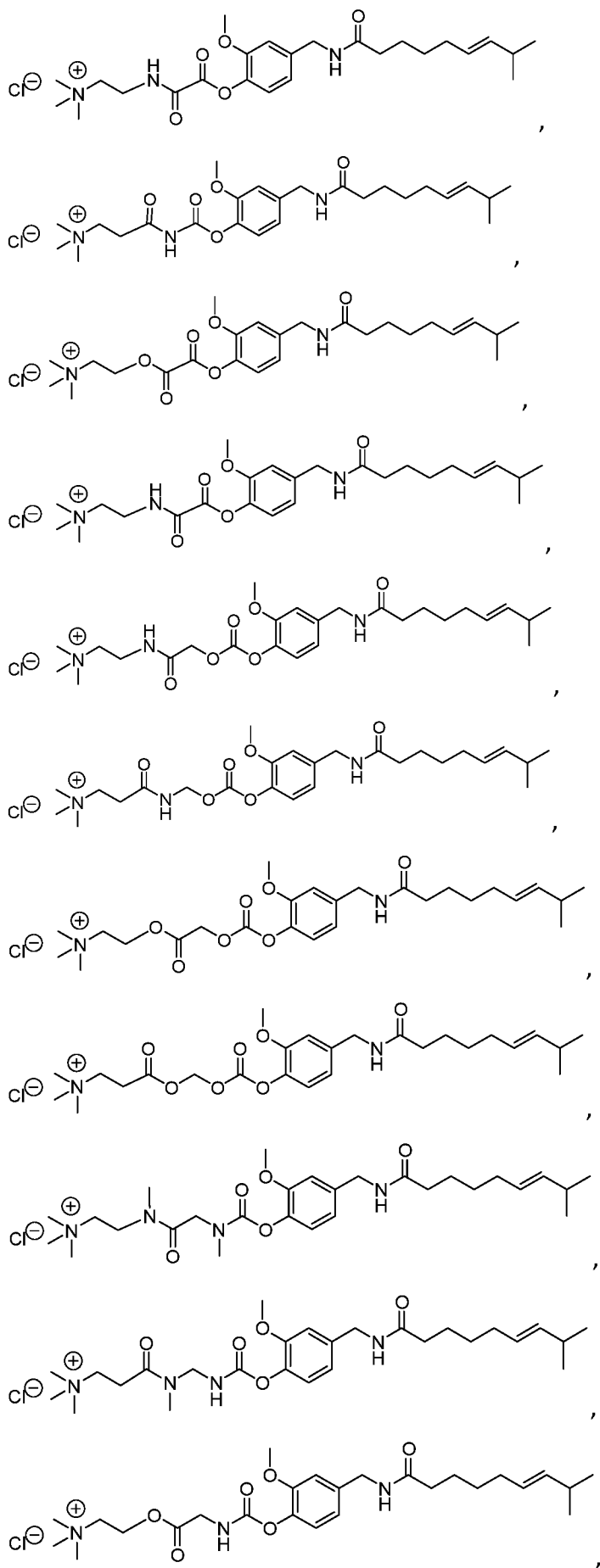


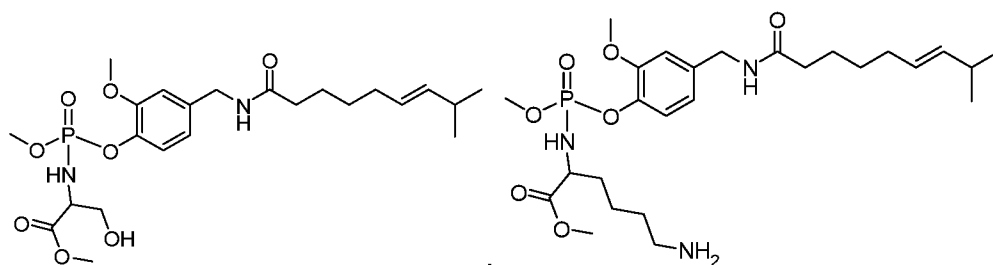
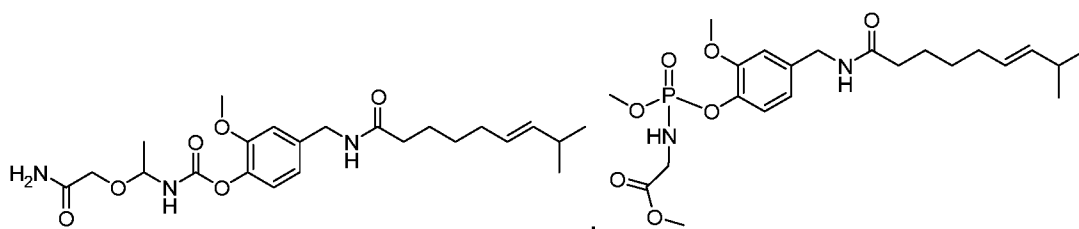
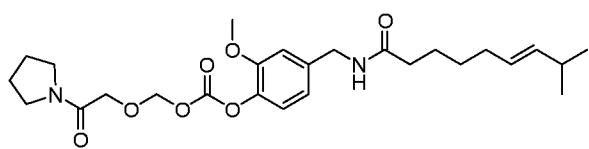
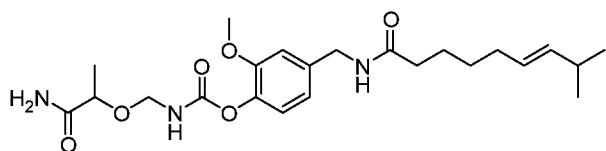
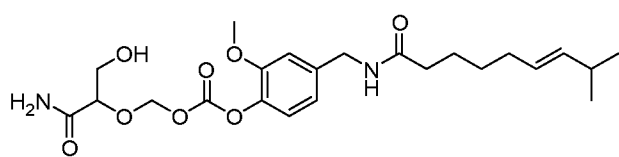
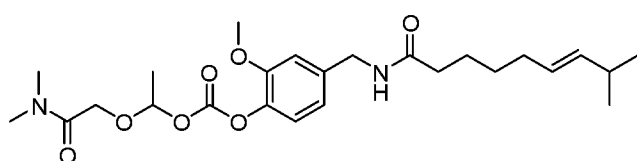
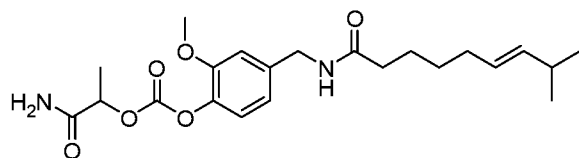
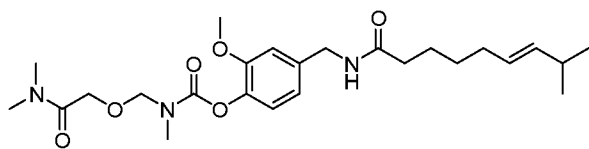
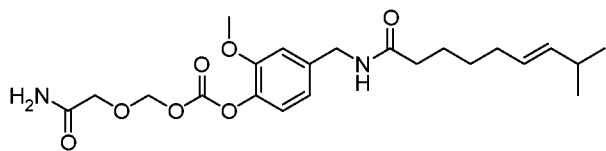
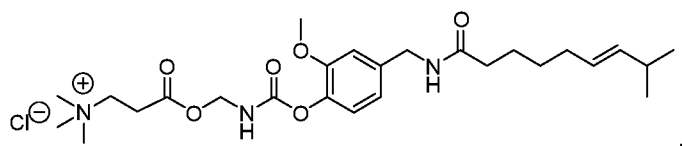


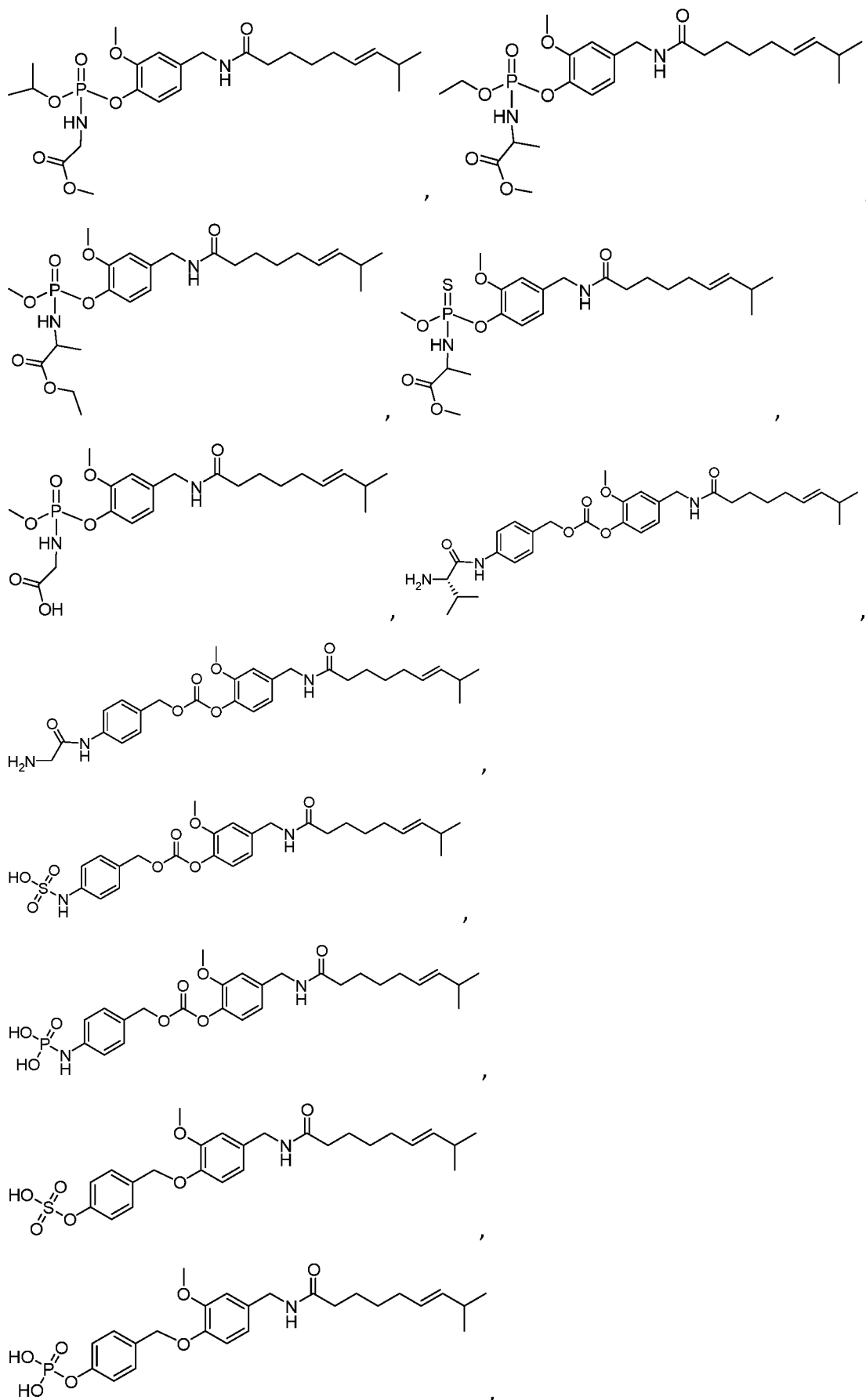


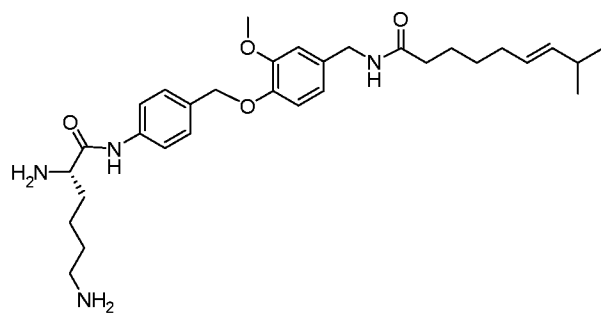
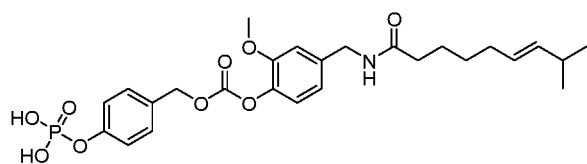
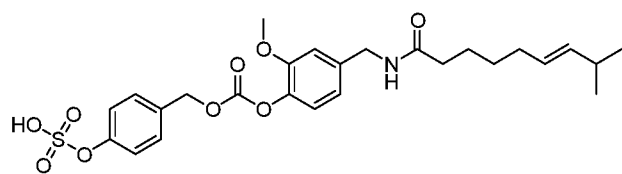
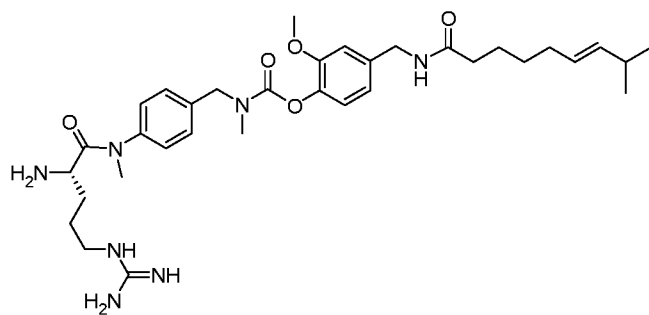
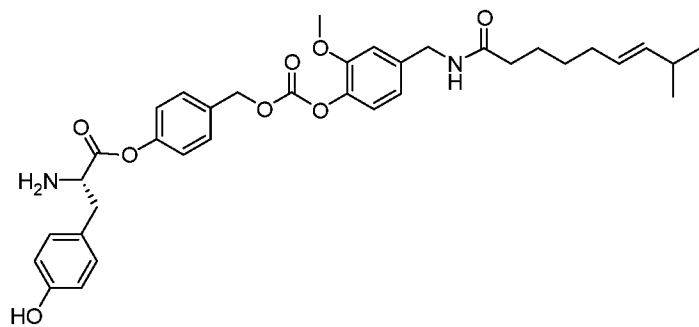
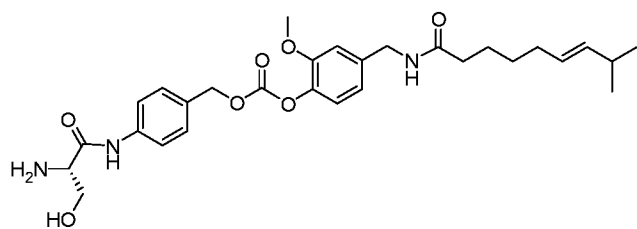


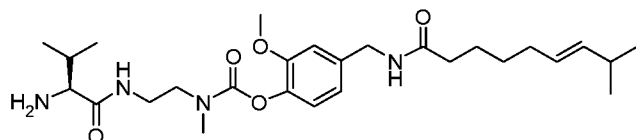
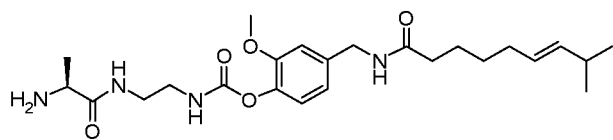
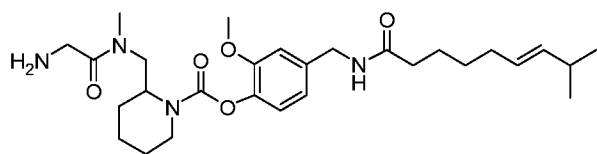
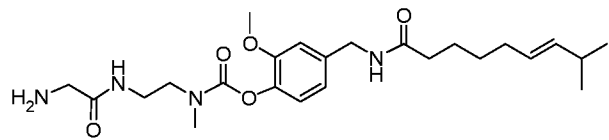
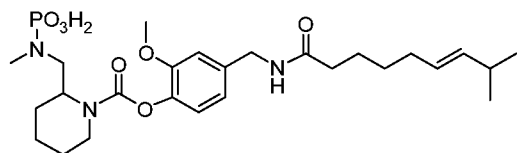
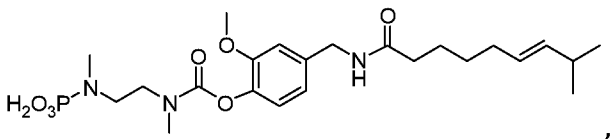
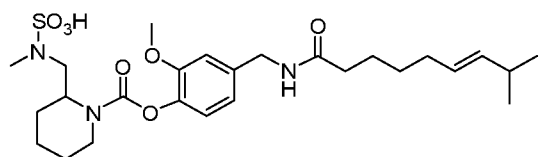
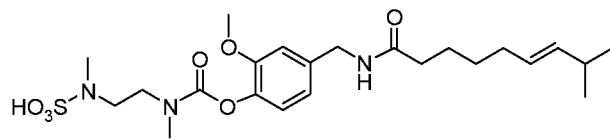
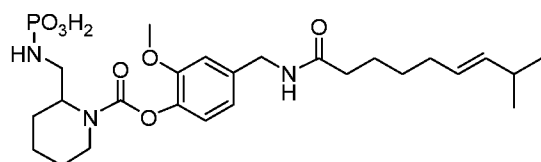
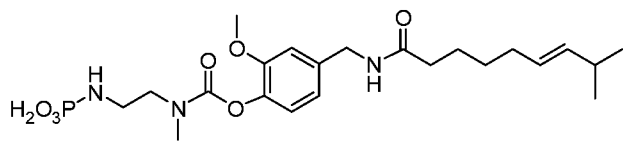
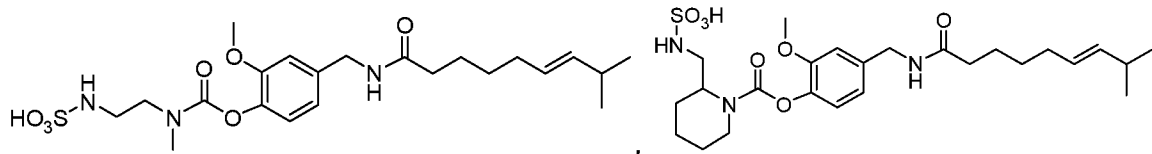
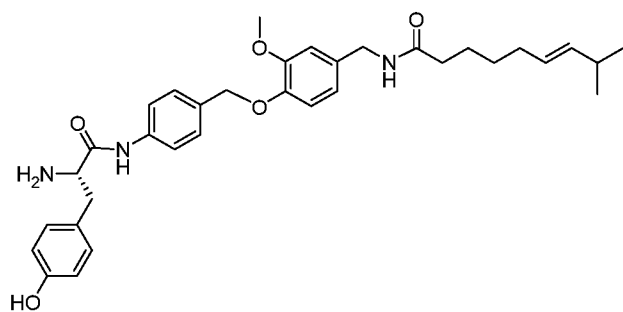


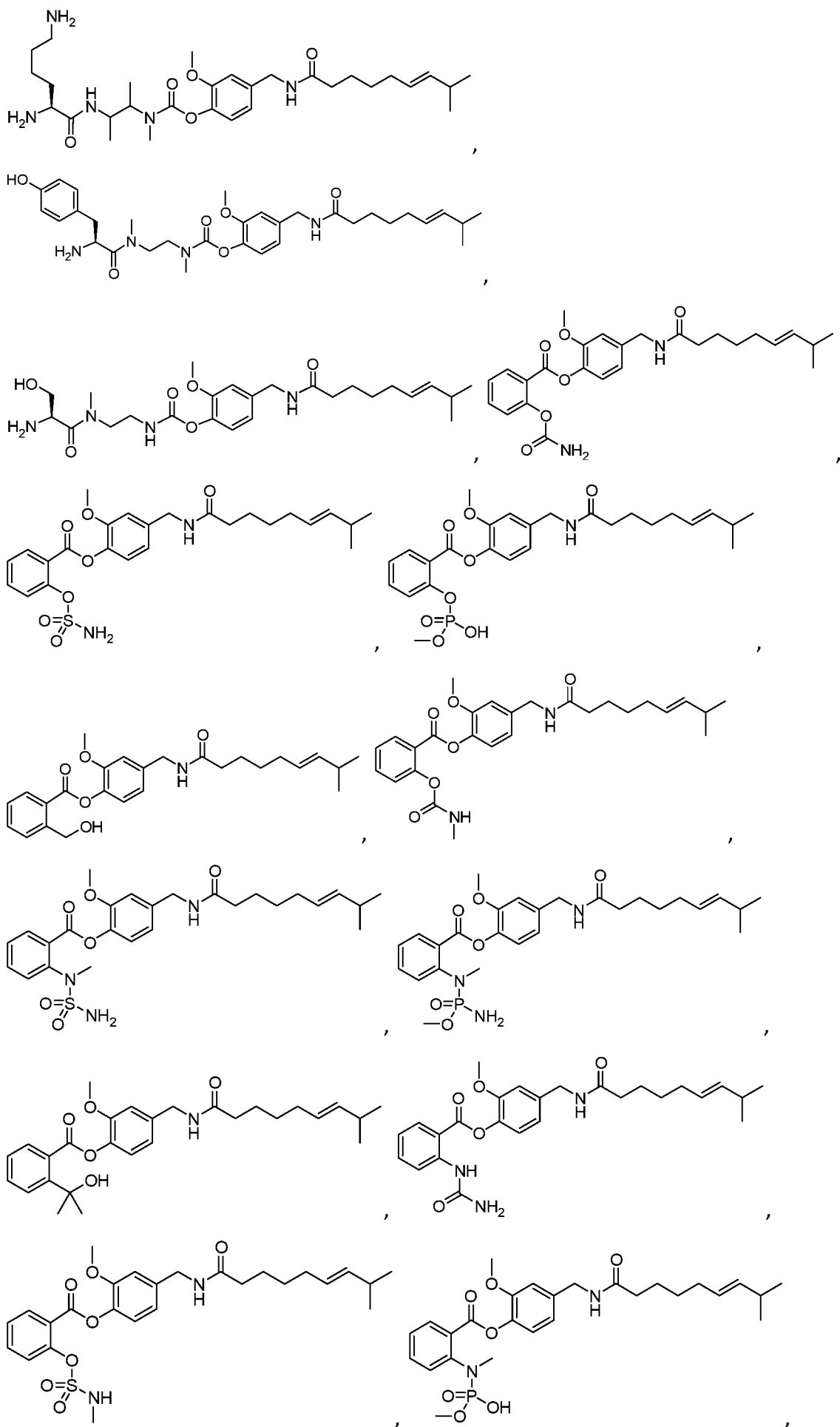


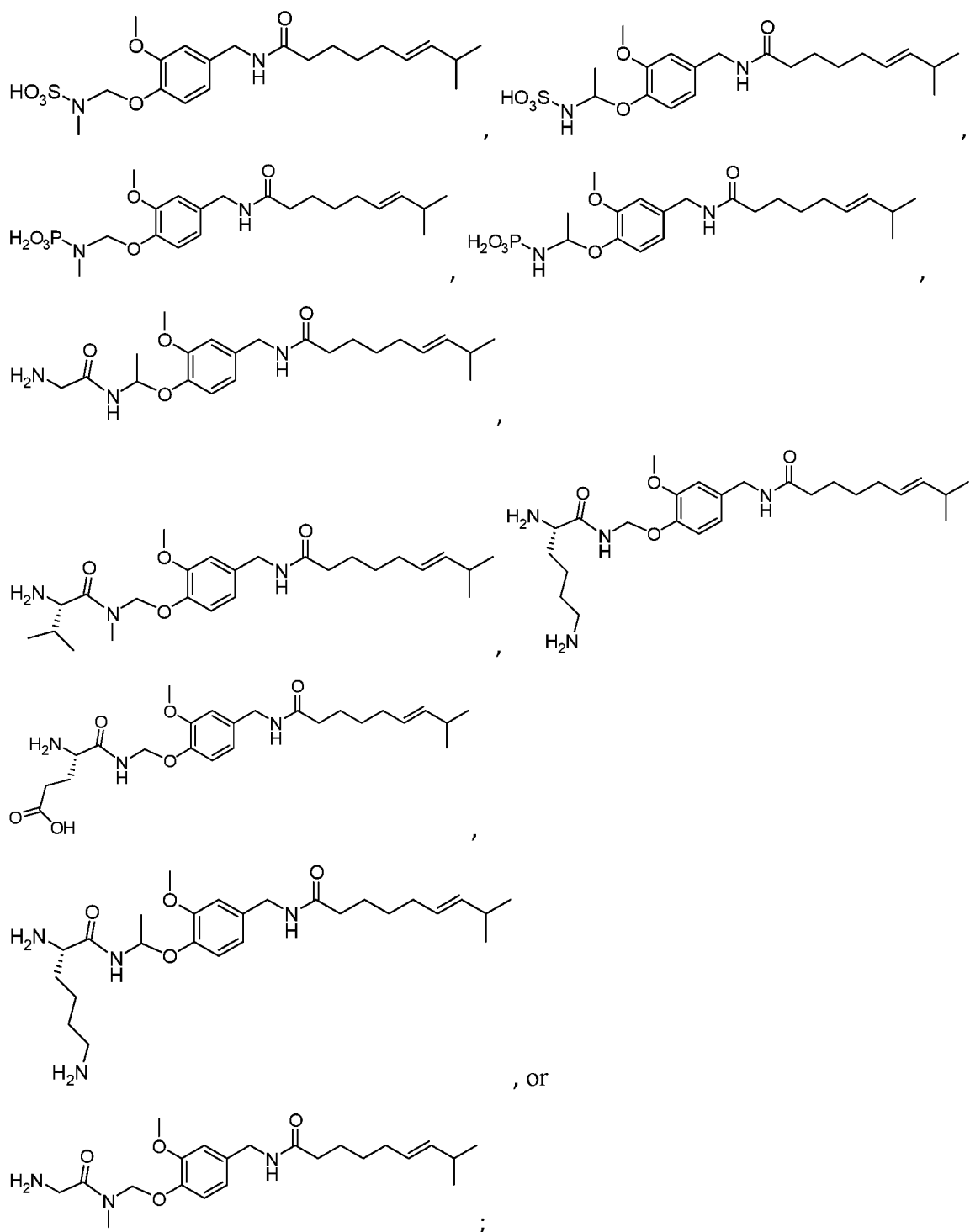












or a pharmaceutically acceptable salt, pharmaceutically acceptable solvate, or hydrate thereof.

104. A pharmaceutical composition comprising a compound, or a pharmaceutically acceptable salt, pharmaceutically acceptable solvate, or hydrate thereof, as claimed in any one of claims 1-103, and a pharmaceutically acceptable diluent, excipient or binder.
105. A method of treating pain in a subject, comprising administering to the subject a therapeutically effective amount of a compound of any one of claims 1-103, or a pharmaceutically acceptable salt, pharmaceutically acceptable solvate, or hydrate thereof.

106. The method of claim 105, wherein the compound of any one of claims 1-103, or a pharmaceutically acceptable salt, pharmaceutically acceptable solvate, or hydrate thereof, is administered locally, dermally, transdermally or systemically.
107. The method of claim 105, wherein the pain is associated with post-operative pain, chronic post-surgical pain, neuropathic pain, postherpetic neuralgia, diabetic neuropathy, HIV-associated neuropathy, complex regional pain syndrome, cancer, nerve injury, cancer chemotherapy, vulvodynia, trauma, surgery, chronic musculoskeletal pain, lower back pain, osteoarthritis or rheumatoid arthritis.

INTERNATIONAL SEARCH REPORT

International application No.

PCT/US17/18868

A. CLASSIFICATION OF SUBJECT MATTER

IPC - C07D 207/09, 295/195, 211/26 (2017.01)

CPC - C07D 207/09, 295/195, 211/26

According to International Patent Classification (IPC) or to both national classification and IPC

B. FIELDS SEARCHED

Minimum documentation searched (classification system followed by classification symbols)

See Search History document

Documentation searched other than minimum documentation to the extent that such documents are included in the fields searched

See Search History document

Electronic data base consulted during the international search (name of data base and, where practicable, search terms used)

See Search History document

C. DOCUMENTS CONSIDERED TO BE RELEVANT

Category*	Citation of document, with indication, where appropriate, of the relevant passages	Relevant to claim No.
X -- Y	US 7,632,519 B2 (JAMIESON, GC et al.) 15 December 2009; column 4, lines 15-39	1 ----- 2, 4/2, 86-87, 88/86-87, 103
Y	US 2006/0089354 A1 (BAKTHAVATCHALAM, R et al.) 27 April 2006; paragraphs [0012], [0014], [0016]-[0024], [0080]	2, 4/2, 86-87, 88/86-87, 103
A	US 2009/0270365 A1 (KURAMOCHI, T et al.) 29 October 2009; entire document	1-2, 4/2, 86-87, 88/86-87, 103

☐ Further documents are listed in the continuation of Box C.☐ See patent family annex.

* Special categories of cited documents:

"A" document defining the general state of the art which is not considered to be of particular relevance

"E" earlier application or patent but published on or after the international filing date

"L" document which may throw doubts on priority claim(s) or which is cited to establish the publication date of another citation or other special reason (as specified)

"O" document referring to an oral disclosure, use, exhibition or other means

"P" document published prior to the international filing date but later than the priority date claimed

"T" later document published after the international filing date or priority date and not in conflict with the application but cited to understand the principle or theory underlying the invention

"X" document of particular relevance; the claimed invention cannot be considered novel or cannot be considered to involve an inventive step when the document is taken alone

"Y" document of particular relevance; the claimed invention cannot be considered to involve an inventive step when the document is combined with one or more other such documents, such combination being obvious to a person skilled in the art

"&" document member of the same patent family

Date of the actual completion of the international search

07 April 2017 (07.04.2017)

Date of mailing of the international search report

27 JUN 2017

Name and mailing address of the ISA/

Mail Stop PCT, Attn: ISA/US, Commissioner for Patents
P.O. Box 1450, Alexandria, Virginia 22313-1450

Facsimile No. 571-273-8300

Authorized officer

Shane Thomas

PCT Helpdesk: 571-272-4300
PCT OSP: 571-272-7774

INTERNATIONAL SEARCH REPORT

International application No.

PCT/US17/18868

Box No. II Observations where certain claims were found unsearchable (Continuation of item 2 of first sheet)

This international search report has not been established in respect of certain claims under Article 17(2)(a) for the following reasons:

1. ☐ Claims Nos.:
because they relate to subject matter not required to be searched by this Authority, namely:
2. ☐ Claims Nos.:
because they relate to parts of the international application that do not comply with the prescribed requirements to such an extent that no meaningful international search can be carried out, specifically:
3. ☒ Claims Nos.: 5-10, 15-18, 25-27, 31-37, 41-52, 54, 58-62, 64, 69, 79-85, 89-93, 101-102, 104-107
because they are dependent claims and are not drafted in accordance with the second and third sentences of Rule 6.4(a).

Box No. III Observations where unity of invention is lacking (Continuation of item 3 of first sheet)

This International Searching Authority found multiple inventions in this international application, as follows:

-Please See Supplemental Page-

1. ☐ As all required additional search fees were timely paid by the applicant, this international search report covers all searchable claims.
2. ☐ As all searchable claims could be searched without effort justifying additional fees, this Authority did not invite payment of additional fees.
3. ☐ As only some of the required additional search fees were timely paid by the applicant, this international search report covers only those claims for which fees were paid, specifically claims Nos.:
4. ☒ No required additional search fees were timely paid by the applicant. Consequently, this international search report is restricted to the invention first mentioned in the claims; it is covered by claims Nos.:
1-2, 4 (in-part), 86-88, 103

Remark on Protest

- ☐ The additional search fees were accompanied by the applicant's protest and, where applicable, the payment of a protest fee.
- ☐ The additional search fees were accompanied by the applicant's protest but the applicable protest fee was not paid within the time limit specified in the invitation.
- ☐ No protest accompanied the payment of additional search fees.

Continued from Box No. III Observations where unity of invention is lacking

This application contains the following inventions or groups of inventions which are not so linked as to form a single general inventive concept under PCT Rule 13.1. In order for all inventions to be examined, the appropriate additional examination fees must be paid.

Group I: Claims 1-2, 4 (in-part), 86-88, 103 are directed towards compounds of Formulas I, II and XIV.

Group II: Claims 3, 4 (in-part) are directed towards a compound of Formula III.

Group III: Claims 11, 14 (in-part) are directed towards a compound of Formula IV.

Group IV: Claims 12-13, 14 (in-part) are directed towards a compound of Formula V.

Group V: Claim 19 is directed towards a compound of Formula VI.

Group VI: Claims 20-24 are directed towards a compound of Formula VII.

Group VII: Claims 28, 30 (in-part) are directed towards a compound of Formula VIII.

Group VIII: Claims 29, 30 (in-part) are directed towards a compound of Formula IX.

Group IX: Claims 38-40, 53 are directed towards a compound of Formula X.

Group X: Claims 55-57, 63 are directed towards a compound of Formula XI.

Group XI: Claims 65-68 are directed towards a compound of Formula XII.

Group XII: Claims 70-78 are directed towards a compound of Formula XIII.

Group XIII: Claims 94-95 are directed towards a compound of Formula XV.

Group XIV: Claims 96-100 are directed towards a compound of Formula XVI.

The inventions listed as Groups I-XIV do not relate to a single general inventive concept under PCT Rule 13.1 because, under PCT Rule 13.2, they lack the same or corresponding special technical features for the following reasons:

the special technical features of Group I include a compound of Formulas I, II and XIV comprising a phosphate group, which is not present in Groups II-XIV;

the special technical features of Group II include a compound of Formula III comprising a sulfate group, which is not present in Groups I and III-XIV;

the special technical features of Group III include a compound of Formula IV comprising -N(R1)CH(R5)-CO-, which is not present in Groups I-II and IV-XIV;

the special technical features of Group IV include a compound of Formula V comprising -COCH(R5)N(R1)-, which is not present in Groups I-III and V-XIV;

the special technical features of Group V include a compound of Formula VI comprising -NH- between X and Y groups, which is not present in Groups I-IV and VI-XIV;

the special technical features of Group VI include a compound of Formula VII comprising -ZCH(R1)(R2)SS(R2)CH(R1)Z-, which is not present in Groups I-V and VII-XIV;

the special technical features of Group VII include a compound of Formula VIII comprising a terminal carboxyl group, which is not present in Groups I-VI and VIII-XIV;

the special technical features of Group VIII include a compound of Formula IX comprising terminal hydroxy group, which is not present in Groups I-VII and IX-XIV;

the special technical features of Group IX include a compound of Formula X comprising a terminal quaternary nitrogen group, which is not present in Groups I-VIII and X-XIV;

the special technical features of Group X include a compound of Formula XI comprising a terminal amide group, which is not present in Groups I-IX and XI-XIV;

the special technical features of Group XI include a compound of Formula XII comprising -P(Z)(NHCH(R2)COOR1)- between the X and Y groups, which is not present in Groups I-X and XII-XIV;

the special technical features of Group XII include a compound of Formula XIII comprising a phenyl group substituted by -Z-A, which is not present in Groups I-XI and XIII-XIV;

the special technical features of Group XIII include a compound of Formula XV comprising a phenyl group substituted by X and R3, which is not present in Groups I-XII and XIV; and

the special technical features of Group XIV include a compound of Formula XVI comprising -N(R3)C(R1R2)- between the X and Y groups, which is not present in Groups I-XIII.

The common technical feature of Groups I-XIV is a compound comprising a formula wherein X is an agent capable of being cleaved upon exposure to physiological conditions and Y is a phenolic TRPV1 agonist, wherein the hydrogen atom of the phenolic hydroxyl group is replaced by a covalent bond to -X.

These common technical features are disclosed by US 7,632,519 B1 to Jamieson, et al. (hereinafter 'Jamieson').

Jamieson discloses a compound comprising a formula wherein X is an agent capable of being cleaved upon exposure to physiological conditions and Y is a phenolic TRPV1 agonist, wherein the hydrogen atom of the phenolic hydroxyl group is replaced by a covalent bond to -X (compound of shown formula, which is an analog of capsaicin (Y is phenolic TRPV1 agonist and hydroxyl group is replaced with covalently bonded group); column 4, lines 15-39).

Since the common technical features are previously disclosed by Jamieson, these common features are not special and so Groups I-XIV lack unity.